

2020 Baldor-Reliance® 501

Building a better motor for more than 100 years

Effective 10/20

2020 Baldor-Reliance® 501 standard motor catalog

October 1, 2020

To our valued customers,

More than 100 years ago, we set out to “build a better motor,” and that is still our goal today.

We come from a long history of innovators and entrepreneurs that created solutions for their communities and industries. That tradition continues as we enter a second century with investments in revolutionary designs, technologies, processes and tools. All to build a better motor.

We can see the next century. It’s right at our fingertips, and it’s exciting. We like to use the word “transformative” to describe the way we are designing and building our motors to the way they are ordered and received.

As we continue to evolve and innovate in order to take care of our customers, there are two things that will not change:

- Our mission is to be the best, as determined by our customers, marketers, designers and manufacturers of industrial electric motors.
- We want to provide you more perceived value than you get from other motor manufacturers.

$$V_p = \frac{Q_p \times S_p®}{C \times T}$$

Thank you for being part of our journey, and thank you for allowing us to be a part of yours. We look forward to remaining your industrial motor partner for many years to come.

Jesse

Jesse Henson
Head of global NEMA motors
Head of US Motors and Generators Division

- **1920** – Edwin Ballman and Emil Doerr founded Baldor Electric Company in St. Louis, MO

- **1976** – Baldor was recognized by the Federal Agency Administration for design and manufacture of high efficiency motors
- **1978** – Baldor produced its 1 millionth motor

1900
1910
1920
1930
1940
1950
1960
1970

- **1904** – Lincoln Electric was formed and later became Reliance Electric
- **1905** – Lincoln Electric introduced the first adjustable speed DC motor

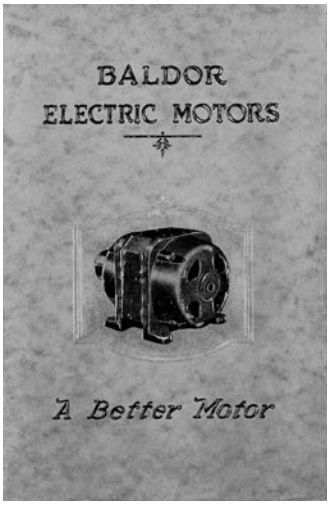

- **1956** – Baldor opened its first AC motor plant in Fort Smith, AR

Our **mission** is to be the best, as determined by our customers, marketers, designers and manufacturers of industrial electric motors.

- You determine what is best
- You grade our papers every day
- We will continue to work with customers to determine the motors they, and the industry, need.
- We want to design and build our own motors
- We want to provide you with the most preferred industrial motors

- **1980** – The Mission Statement and Value Formula were introduced
- **1983** – The Super-E® premium efficient motor line was introduced


ENERGYGUIDE

Super-E Premium Efficiency
Three Phase
RPM 1775

Baldor Electric Company
Catalog No: EM3615T
SHP

Compare the Efficiency Rating of this Motor With Others Before You Buy.

Average Installed Motor Rating 83.8 | This Motor's Rating 88.2

80% Efficiency | 100% Efficiency

Based on continuous use at 1 Ok per kWh.

$3,899 | $3,622
Yearly Operating Costs

Efficiency rating of average installed motor based on the U.S. Department of Energy study published December 1998.

Estimated annual savings of this Super-E® motor is:

$277

This model's estimated yearly electricity cost, running continuously, is:

$3,622

Motors with a lower efficiency rating use more electricity and cost more to operate.

For more information call 1-800-828-4920 or www. baldor.com

- **2011** – Baldor joined the ABB family, creating the largest industrial motor company in the world
- **2020** – The EC Titanium™ IE5 integrated motor drive was introduced



1980
1990
2000
2010
2020



- **2001** – Baldor introduced the EnergyGuide label to the industrial motor market
- **2007** – Reliance® joined the Baldor family
- **2017** – ABB Ability™ smart sensor for motors was introduced
- **2018** – Food Safe motors were introduced

The years ahead – The investments are being made, the tools are being implemented.

The next 100 years will bring a more innovative way of marketing, designing and manufacturing industrial electric motors.

We want to provide you more **perceived value** than you get from other motor manufacturers.

Q The motor you receive should perform exactly as you expect it to. We do that with a clear understanding of your needs, well-engineered designs, and advanced operational technologies and processes.

$$V_p = \frac{Q_p \times S_p®}{C \times T}$$

S We offer 24/7 local sales support, information, inventory, and technical support.

C A reliable, efficient and safe motor reduces the lifetime cost of your processes and equipment.

T Receive information, support and your motor where and when you want it.

Innovation beyond the motor

- Motor Builder
- System integration
- Factory automation
- Complete Washdown series
- Digital marketplace
- Internet of Things
- Condition monitoring
- ABB Ability™ smart sensors for motors
- EC Titanium™ Integrated motor drive

Featured in this catalog

EC Titanium™ Integrated motor drive
Beyond IE5 efficiency (Variable Speed AC section)

Complete Washdown series of motors
(Washdown duty section)

ABB Ability™ smart sensor for motors
(Motor ModExpress® section)

Table of contents

General information

1 Our history
2 Our mission
3 Perceived value
4 Innovation beyond the motor
9 Catalog notes
10 Approvals UL and CSA
11 Motors used outside of the United States
12 UL and CSA explosion-proof classifications
13 Abbreviations

Single phase motors

15 Single and three phase general purpose motors key features
16 Single phase, TEFC, foot mounted
18 Single phase, TEFC, C-Face
19 Single phase, ODP, foot mounted
21 Single phase, ODP, C-Face

General purpose industrial motors

22 Three phase, totally enclosed, foot mounted
27 Large AC (Above NEMA) motors
28 Above NEMA NXR rib cooled motors
29 ABB's MachSize tool – Configurable options available for Above NEMA NXR products
30 Three phase, totally enclosed, C-Face, foot mounted
33 Three phase, totally enclosed, C-Face, footless
36 Three phase, open drip proof, foot mounted
40 Three phase, open drip proof, C-Face, foot mounted
42 Three phase, open drip proof, C-Face, footless
43 F-2 mount, three phase, TEFC and ODP, foot mounted

Severe duty motors

45 Severe duty motors key features
46 Three phase, totally enclosed, 230/460 volts, 460 volts and 575 volts, foot mounted
50 Three phase, totally enclosed, 460 volts, 230/460 volts and 575 volts, C-Face
52 RPM XE, eXtreme efficient, totally enclosed, 460 volts
53 IEEE 841, three phase, totally enclosed, 460 volts and 575 volts
56 IEEE 841, three phase, TEFC, 460 and 575 volts, C-Face
58 661XL / IEEE 841, three phase, TEFC, 460 volts, foot mounted
59 Dirty Duty Plus, three phase, TEFC
60 Quarry duty motors, three phase, TEFC, Design C, high torque
61 Crusher motors, three phase, TEFC, 460 volts and 575 volts, foot mounted
63 **NEW!** Crusher motors, three phase, TEFC, C-Face, 460 volts, foot mounted
63 Crusher duty conversion base
64 Division 2 capabilities

Large AC motors

69 Large AC motors key features
70 Above NEMA NXR rib cooled motors
71 ABB's MachSize tool – Configurable options available for Above NEMA NXR products
72 Ammonia refrigeration compressor motors, three phase, open drip proof, 460 and 2300/4160 volt, foot mounted

Washdown duty motors

73 Washdown duty motors key features
74 Food Safe stainless steel, single phase, C-Face
75 Food Safe stainless steel, three phase, C-Face, foot mounted, encapsulated
77 Food Safe stainless steel, three phase, C-Face, footless, encapsulated
78 Food Safe stainless steel, three phase, foot mounted, encapsulated
79 Food Safe stainless steel, three phase, foot mounted, close-coupled pump, encapsulated
80 Food Safe IEC stainless steel, three phase, totally enclosed, encapsulated
82 Stainless steel, three phase, totally enclosed, C-Face, foot mounted
84 Stainless steel, three phase, totally enclosed, C-Face, footless
85 Paint-free, three phase, totally enclosed, C-Face
86 **NEW!** Paint-free, three phase, totally enclosed, C-Face, 575 volt
87 Inverter motor, paint free, three phase, totally enclosed, C-Face
88 Single phase, totally enclosed, foot mounted
88 Single phase, totally enclosed, C-Face
89 Three phase, totally enclosed, foot mounted
90 Three phase, totally enclosed, C-Face, foot mounted
92 Three phase, totally enclosed, C-Face, footless
93 Three phase, totally enclosed, C-Face, 575 volt
94 Feather Picker motor, three phase, TEFC, encapsulated, foot mounted
94 Feather Picker motor, three phase, TEFC, encapsulated, C-Face, foot mounted
95 Cut Saw motor, three phase, TENV, foot mounted
95 Brake motor, three phase, totally enclosed, C-Face, foot mounted
96 Jet pump, three phase, TEFC, C-Face
97 Close-coupled pump, three phase, totally enclosed, foot mounted
98 Inverter motor, three phase, TENV, C-Face, foot mounted
98 Vector motor, three phase, TENV, C-Face, foot mounted
99 **NEW!** Three phase, totally enclosed, foot mounted, washdown features
100 **NEW!** Three phase, totally enclosed, C-Face, foot mounted, washdown features
101 **NEW!** Close-coupled pump, three phase, totally enclosed, foot mounted, washdown features
101 Washdown lead connection kits

Table of contents

Explosion proof motors

102 Explosion proof motors key features
103 **NEW!** Explosion proof, single phase
105 **NEW!** Explosion proof, foot mounted, three phase, 230/460 and 575 volts
107 **NEW!** Explosion proof, C-Face, three phase, 230/460 and 575 volts
109 **NEW!** Explosion proof, brake, three phase
109 **NEW!** Explosion proof, close coupled pump, three phase
110 **NEW!** Explosion proof, jet pump, single and three phase
111 **NEW!** Explosion proof, 50 Hz, single and three phase
112 **NEW!** Explosion proof, severe duty, three phase
114 **NEW!** Explosion proof, drill rig duty, 230/460 and 460 volt
117 **NEW!** Explosion proof, drill rig duty, 575 volt
119 **NEW!** Explosion proof, drill rig duty, single phase
119 **NEW!** Explosion proof, drill rig duty, close coupled pump, 230/460 and 575 volt

Pump motors

120 Pump motors key features
121 Fire pump, three phase, ODP, foot mounted
123 Fire pump, three phase, ODP, footless, close-coupled pump
125 Jet pump, single phase, TEFC
126 Jet pump, single phase, ODP
127 Jet pump, three phase, TEFC
128 Jet pump, three phase, ODP
129 Washdown, jet pump, three phase, TEFC, C-Face
130 Square flange pump, ODP
131 Close-coupled pump, single phase
132 Close-coupled pump, three phase, foot mounted, with internal Aegis® Bearing Protection Ring
134 Close-coupled pump, three phase, TEFC
136 Close-coupled pump, three phase, TEFC, footless
137 Close-coupled pump, three phase, ODP
139 Close-coupled pump, three phase, totally enclosed, foot mounted
140 **NEW!** Close-coupled pump, three phase, totally enclosed, foot mounted, washdown features
141 Food Safe stainless steel, three phase, foot mounted, close-coupled pump, encapsulated
142 **NEW!** IEEE 841XL, P-base solid shaft pump, three phase, TEFC
143 P-base vertical solid shaft pump, three phase, TEFC
145 P-base vertical solid shaft pump, three phase, ODP
146 SAE hydraulic pump motors, three phase, TEFC
147 Submersible motors, single phase, TENV
148 Submersible motors, three phase, TENV
150 **NEW!** Submersible motor lead cable assemblies

HVAC motors

151 HVAC motors key features
152 Super-E®, three phase, TEFC, foot mounted, with internal Baldor-Reliance® Shaft Grounding Brush
154 Super-E®, three phase, ODP, foot mounted, with internal Baldor-Reliance® Shaft Grounding Brush
155 **NEW!** Super-E®, three phase, TEFC, C-Face, foot mounted, with internal AEGIS® Bearing Protection Ring
157 Super-E®, three phase, TEFC, foot mounted, with internal AEGIS® Bearing Protection Ring
159 **NEW!** Super-E®, three phase, ODP, C-Face, foot mounted, with internal AEGIS® Bearing Protection Ring
161 Super-E®, three phase, ODP, foot mounted, with internal AEGIS® Bearing Protection Ring
163 Super-E®, three phase, ODP, foot mounted
165 Super-E®, three phase, TEFC, foot mounted
166 Chiller/cooling tower, three phase, TEAO
167 Chiller/cooling tower, three phase, two speed, TEFC
167 Ventilation fan, three phase, TEAO, C-Face, footless
168 Three phase, TEAO, foot mounted
169 Condenser fan, three phase, ODP, “belly band” round body
169 Condenser fan, three phase, TEAO, “belly band” round body
170 Fan and blower, single and three phase, ODP, resilient base
171 Three phase, ODP
171 (PSC) – direct drive fan, single phase, foot mounted, TEAO
172 Direct drive fan, single and three phase, TEAO
173 Yoke/pedestal fan, single phase, PSC, TEAO

Farm duty motors

174 Farm duty motors key features
175 Super-E®, three phase, TEFC
177 Single phase, TEFC
178 Single phase, TEAO, foot mounted
179 Grain dryer/centrifugal fan, single and three phase, TEFC and ODP
180 Grain dryer/vane axial fan, single and three phase, TEAO and OPAO
181 Universal crop dryer, single phase, PSC (switchless), OPAO
182 Auger drive, single phase, TEFC, flange mount, capacitor start
182 Grain stirring, single phase, TEFC, foot mounted
183 Instant reversing, single phase, TEFC, foot mounted
183 Aeration fan, single and three phase, TEAO, foot mounted
184 (PSC) – direct drive fan, single phase, TEAO
184 Dairy/vacuum pump, single phase, TEFC, foot mounted
185 Metering pump, three phase, TEFC, foot mounted
185 Incubator/hatchery vent fan, single phase, TEAO

Table of contents

Definite purpose motors

186 Ammonia refrigeration compressor motors, three phase, ODP, 460 and 2300/4160 volt, foot mounted
187 Three phase, two speed, TEFC, foot mounted
189 Three phase, two speed, ODP, foot mounted
190 Pressure washer, single phase, TEFC and ODP
191 U-frame, three phase, TEFC
192 U-frame, single phase
192 Automotive duty, three phase, TEFC, foot mounted
193 Synchronous permanent magnet, three phase, TEFC, foot mounted

Unit handling motors

194 Single and three phase, C-Face, TEFC
195 High cycle brake motor, three phase
196 D-series brake motor, three phase, totally enclosed
197 Short series brake motor, three phase, TEFC

Brake motors

198 Single and three phase, TEFC
200 Single and three phase, TEFC, C-Face, fan on drive end
201 Single and three phase, TEFC and open, Dings brake
202 Three phase, ODP
203 Washdown, three phase, totally enclosed, C-Face, foot mounted
203 Double C-Face motor brake kits

IEC frame motors

204 IEC LV motors product portfolio
205 **NEW!** Process Performance IEC aluminum, three phase, 50/60 Hz, 400/460VY
208 **NEW!** Process Performance IEC cast iron, three phase, 50/60 Hz, 400/460V
211 **NEW!** Metric IEC flanges for Process Performance aluminum (M3AA) and cast iron (M3BP) motors (safe area)
212 Food Safe IEC stainless steel, three phase, totally enclosed, encapsulated, 50/60 Hz, 400/460VY
214 **NEW!** IEC Zone 2 & 22 and Div 2 Increased Safety, three phase, 50/60 Hz
215 **NEW!** IEC Zone 1 Flameproof, three phase, 50/60 Hz, for export only
216 Metric IEC, three phase, 60 Hz, TEFC, foot mounted
217 Metric IEC, three phase, 60 Hz, TEFC, B5 flange
218 Metric IEC, three phase, 60 Hz, TEFC, B14 face

50 Hertz motors

219 Single phase, NEMA frame, TEFC and ODP, foot mounted
220 Three phase, NEMA frame, TEFC and ODP, foot mounted
221 Single and three phase, NEMA frame, TEFC, C-Face

Variable Speed AC motors

222 Variable Speed AC motors key features
223 Variable Speed AC motors – Speed range capabilities
224 **NEW!** EC Titanium™ motor, Inverter Duty®, three phase, totally enclosed
225 **NEW!** EC Titanium™, Top Mount Integrated Drive Motor, three phase, totally enclosed
226 **NEW!** EC Titanium™, Axial Mount Integrated Drive Motor, three phase, totally enclosed
227 **NEW!** EC Titanium™ programming keypad and cable kits
228 RPM AC, Inverter Duty®, three phase
230 RPM AC, Vector Duty®, three phase, totally enclosed
231 Encoder feedback kits
231 Encoder feedback kits RPM AC designs
232 Encoder mounting kits – no encoder
233 RPM AC slide bases
234 RPM AC filter kits
234 RPM AC mounting conversion kits for FL180 - FL280 frames
235 Replacement blower kits for DPG-FV RPM AC motors
235 **NEW!** Roller bearing kits for RPM AC motors
236 V*S Master Inverter Duty® motors, three phase, totally enclosed
238 V*S Master Vector Duty®, three phase, totally enclosed
240 V*S Master severe duty vector drive, three phase, totally enclosed
241 V*S Master encoder feedback kits 360 - 440 frame size
242 Feedback cable assembly with MS connector
242 Connector transition (patch) cables
243 Encoder feedback kits for IDM, IDNM and IDWNM motors
244 Constant velocity blower cooling conversion kits

DC motors and controls

245 DC motors key features
246 SCR drive fractional permanent magnet motor, TENV and TEFC, C-Face with base
247 Integral DC tach permanent magnet SCR drive motor – TENV and TEFC, C-Face with base
247 Explosion proof permanent magnet SCR drive motor – TEFC, C-Face with base
248 Washdown duty permanent magnet SCR drive motor – TENV and TEFC, C-Face with base
248 Paint free washdown duty permanent magnet SCR drive motor, TEFC, C-Face with base
249 Metric flange permanent magnet SCR drive motor, TENV and TEFC, flange and face mount
250 Low voltage permanent magnet motor – TENV and TEFC
250 DC power motor – TEFC – right base
251 Shunt wound SCR drive motors, TEFC, C-Face with base
252 Shunt wound SCR drive motors, explosion proof, TEFC, C-Face with base
253 RPM III DC shunt wound SCR drive motors, 180V armature, power code K

Table of contents

DC motors and controls (continued)

253 RPM III DC shunt wound SCR drive motors, 240V armature, 240V field, power code C
254 RPM III DC shunt wound SCR drive TEFC motors, 240V and 500V armature, power code C
255 RPM III wound field SCR drive DPG-FV motors, 240V and 500V armature, power code C
256 RPM III wound field SCR drive DPG motors, 240V and 500V armature, power code C
257 RPM III DC motor encoder and tachometer kits
257 Encoder and tachometer mounting kits (less tach)
258 Blower kits for use with RPM III DC motors
258 Filter kits for use with DPF-FV, RPM III DC motors
258 Sliding Bases for RPM III DC motors
259 SCR drive motors, shunt wound – DPFG, self ventilated, rigid base
260 SCR drive motor, shunt and stabilized shunt wound DPBV enclosure – rigid base
260 SCR drive motor, 240V armature – 240V field shunt wound DPFG – Self-ventilated rigid base and C-Face
261 Shunt wound SCR drive motor – TEFC, rigid base
261 Lifting magnet generators
262 Tach mounting kits and cooling blowers for DC integral Hp motors
263 Tach generators DC, AC and digital output
264 Field conversion tach mounting kits for permanent magnet and shunt wound motor
265 NEMA 1 enclosed DC controls for PMDC and shunt wound motors
265 DC control accessories
266 Chassis mount DC controls
267 Plug-in horsepower resistor and fuse kit
268 NEMA 4X DC control and accessories
268 DC SCR NEMA 4X DC control accessories
269 Line regenerative DC controls
269 Line regenerative DC control accessories
270 NEMA enclosed DC control specifications

Motor accessories

272 C-Face kits for field conversion NEMA AC motor
274 C-Face kits for field conversion NEMA DC SCR drive motor
274 Double C-Face motor brake kits
275 Conduit box kits
276 D-Flange kits
276 Drain fitting kit
277 Drip covers for field conversion – Standard ODP motors to vertical mount
277 **NEW!** Drip covers for field conversion – Standard TEFC motors
278 Cast iron fan cover for field conversion – Standard TEFC cast iron motors

Motor accessories (continued)

278 Cast iron fan cover and conduit boxes for field conversion – Standard TEFC cast iron motors
279 Adjustable motor bases
279 Bushing kit
280 Adjustable motor bases dimension diagrams
281 Conversion bases
281 Conversion bases dimension diagrams

Service

282 ABB Motors and Generators PG Service
282 Base Service
283 Preventive Maintenance
283 Air Gap Inspection
284 Spares and Consumables
284 Replacements
285 ABB Ability™ Advanced Services
285 ABB Ability™ Condition Monitoring for LV Motors
285 ABB Ability™ Condition Monitoring for Pumps
286 ABB Ability™ Condition Monitoring for HV Motors
286 ABB Ability™ Condition Monitoring for Shaft Lines
287 ABB Ability™ LEAP for HV Motors and Generators
287 ABB Ability™ Condition Assessment for Motors and Generators
288 ABB Ability™ Predictive Maintenance for Generators

Grinders

289 Industrial Grinders
292 Industrial Tool Grinders
293 Industrial Belt Sanders
293 Industrial Buffers
294 Big Red Grinders
294 Big Red Accessories
295 Accessories – Grinder and Buffer
295 Dust Control Units
295 Dust Collector Bags
296 Grinder and Buffer Accessories
297 Grinder Wheels
297 Buffing Wheels
297 Wire Brush Wheels
298 Polishing Lathes
298 True-Running Chucks

Mod Express®

299 Motor Mod Express®
334 ABB Motor Mod Express®

Index

342 Product Index

Quick reference charts

384 IEC quick reference chart

NEMA quick reference chart (inside back cover)
LAC quick reference chart (outside back flap)

Pricing and data subject to change without notice.

Catalog notes

Customers have easy access to additional data and information by visiting new.abb.com/motor-generators or baldor.com.

- Local sales offices
- Authorized distributors
- Sales terms & conditions
- Freight policy
- Warranty information
- Authorized service centers
- Product literature
- Energy efficiency
- Performance data
- Connection diagrams
- Dimension sheets
- Installation manuals
- Renewal parts
- Customer product education

501 catalog notes:

Efficiencies – Efficiencies of all 60 Hz motor designs are listed as NEMA nominal at full load (Except the motors designed to meet the Small Motor Rule average efficiencies as specified by the DOE).

Full Load Amps (FLA) – For low voltage amps, double high voltage amps shown, excluding medium voltage amps for 2300/4000 voltage.

Motor bearings – Motors with ball bearings are suitable for coupled loads. If a load is belted, a roller bearing may be required, contact your local sales office if you have questions or need assistance.

Service factor – NEMA T-frames in TEFC construction have a service factor of 1.15 or greater except where noted. All NEMA U-frame TEFC motors (except explosion-proof) have NEMA open service factors. Fractional horsepower TEFC motors have NEMA open service factors. All Inverter Duty® and Vector Duty® AC motors have 1.0 Service Factors. All DC motors have 1.0 service factors.

Mounting holes – Most steel band and cast iron foot-mounted motors have dual mounting holes (143T-145T, 182T-184T, etc.)

F1/F2 – All Cast iron motors are built with symmetrical frames which may be converted from F1 to F2 by switching endplates and rotor from end-to-end except for L182T, L184T, L213T, L215T and L449T. TEFC 5000 and 5800 frame motors are field convertible from F1 to F2 via swingarm. For ODP 5000 and 5800 Frames, please check with factory for F-1/F-2 conversion. Frames with the "L" prefix have standard NEMA base and BA dimensions. Also applies to TC versions of these frame sizes.

SCR drive motors – Field Amps listed are for High Voltage Connections with motor at operating temperature.

Modified motors – Using stock motors, ABB can modify motors to fit a variety of applications in only 2 to 5 working days for most modifications. Please see the Mod Express section in this catalog for more information.

Custom motors – For information on motor designs and capabilities not found in this catalog, please contact your local sales office.

IP Protection – Baldor-Reliance® enclosures (1)
Open motor enclosures:
IP22 or 23 - Open drip proof AC or DC motors

Totally enclosed motor enclosures * :
IP44 - LV General purpose AC or DC motors **
IP54 - MV General purpose AC motors
IP55 - ABB IEC motors
Severe duty AC motors (ECP)
Crusher, Quarry & Dirty Duty motors
White Washdown & Paint-Free motors
IP56 - LV Motors meeting IEEE 841
Dirty Duty motors
Feather Picker motors
Stainless steel motors (non-encapsulated)
IP69 for Water -
Food Safe Stainless steel encapsulated motors

Notes:
(1) Codes are not included on stock motor nameplate as standard.
* Totally enclosed motors will meet IP protection level indicated when drain plugs and or T-drains are properly installed.
** IP54 when drain fitting kit #HA5027A03 is installed in the weep holes (48 thru 256T frame motors only)

Summary of IP protection numbers

First # Protection Against Solid Objects		Second # Protection Against Liquids	
IP	Tests	**O**	No Protection
O	No Protection	**1**	Protection against vertical drops of water. (E.G. Condensation.)
1	Protection against solid objects up to 50 mm. (E.G. Accidental touch by hands.)	**2**	Protection against falling water up to 15 degrees from the vertical.
2	Protection against solid objects up to 12 mm. (E.G. Fingers)	**3**	Protection against falling water up to 60 degrees from the vertical.
3	Protection against solid objects over 2.5 mm. (E.G. Tools,Wires)	**4**	Protection against splashing water from all directions, limited ingress.
4	Protection against solid objects over 1 mm. (E.G. Tools, Wires, and Small Wires)	**5**	Protection against low pressure jets of water from all directions, limited ingress.
5	Protection against dust - limited ingress (No harmful deposits)	**6**	Protection against strong jets of water. (E.G. Use on ship decks, limited ingress.)
6	Totally protected against all dust.	**7**	Protection against immersion.
		8	Protection against submersion.
		9	Protection against high pressure, high temperature spray of water from all directions

Contact your local sales office for clarification, assistance or additional information on any Baldor-Reliance or ABB product. A listing of the offices can be found on baldor.com

Approvals UL and CSA

Approvals for AC Motors, Explosion Proof, and DC Motors:

File #:	Description:	Description:
E10822	UL Listed Explosion Proof AC Motors	182T - 449T Frames
		5008, 5010, 9540 Frames
		140TY - 440TY Frames - Submersible Water-Sewer Pump motors
		182T - 286T Frames – Shaker Duty motors
	UL Listed Explosion Proof DC Motors	1811AT - 259AT Frames
		327AT - 3610A Frames
		408AT - 409AT Frames
E481231	UL Listed Fire Pump Motors	140 - 440 Frames, up to 400 Hp
E27506	UL Recognition for Thermally Protected motors	42 - 250 Frames - Subfractional thru 20 Hp motors
E37609	Special Explosion Proof conduit boxes	
E46145	UL Recognition for DC frames	42 - 184 Frames – Subfractional Motors and Gearmotors
	UL Recognition for NEMA frames	42 - 449 Frames
E54825	UL Recognition for AC frames	180 - 5800 Frames
		L180 - DL2814 Frames
	UL Recognition for DC frames	48 - 4013AT Frames
E6881	UL Listed Explosion Proof DC Motors	56 Frame
E6951	UL Listed Explosion Proof AC/DC Motors	48 - 449 Frames – Subfractional thru 300 Hp motors
EEV79350	CSAc-us EEV Certification (Energy Efficiency Verification)	1 - 500 Hp Motors
EEV78389		
LR19467	CSA Certified Explosion Proof (Division 1)	140TY - 440TY Frames
		180 - 449T Frames
	CSA c-us Certified Explosion Protected (Division 2)	180 - 449T Frames
LR22553	CSA Certification for Explosion Proof motors	48 - 215 Frames
	CSA c-us Certified Explosion Protected (Division 2)	56 - 364T Frames
LR2262	CSA Certification for DC frames	42 - 184 Frames
	CSA Certification for NEMA frames	42 - 449 Frames
LR40567	CSA c-us Certification for AC frames	L180 - DL2814 Frames – 32-1000 Hp
	CSA c-us Certification for DC frames	48 - 4013AT Frames – 5-500 Hp
	CSA c-us Certification for MG Sets	7MG - 80MG Frames – 15-150 Hp
	CSA c-us Certification for NEMA frames	140TY - 360TY Frames – Submersible and Immersible motors
LR46877	CSA c-us Certified Explosion Proof (Division 1)	L180 - L440 frames – TEPV Type X Purge Motors
	CSA c-us Certified Explosion Protected (Division 2)	L180 - DL2814 Frames
LR48703	CSA Certification for Explosion Proof motors	
LR52580	CSA Certification for AC frames	447T - 10840 Frames up to 7200 Volts
	CSA c-us Certification for DC frames	C4412 - B1610 Frames – 100-3000 Hp
LR53258	CSA c-us Certified Explosion Protected (Division 2)	447T - 9600 Frames up to 7200 Volts
LR60344	CSA c-us Certified Explosion Protected (Division 2)	447T - 10840 Frames up to 14000 Volts
LR63415	CSA Certification for Explosion Proof motors	
LR6451	CSA c-us Certification for AC frames	5800 - 10840 Frames – 1000-10000 Hp
LR6771	CSA Certified AC Division 1	
EEV78389	CSA EEV Certification (Energy Efficiency Verification)	1 - 500 Hp
LR7861	CSA c-us Certification for NEMA frames	180 - 449 Frames – 600 Hp max.
LR40567	CSA c-us Certification for NEMA frames	180 - 449 Frames – 600 Hp max.

Motor Designs built at Athens and Gainesville Plants.

Motor Designs built at Westville, Fort Smith, Ozark, and Columbus Plants.

Motor Designs built at Athens, Gainesville, Westville, Fort Smith, Ozark, and Columbus Plants.

Department of Energy (DOE) Compliance Certification: CC 010A

Motors for use in Canada meet NRC Canadian Standards for Efficiency.

DC Tachometers

XPY tachometers are UL recognized, file number E109527 and CSA listed file number LR36841-5.

DC SCR Controls and Accessories

BC-series SCR controls are UL/cUL Listed, file number E114039.

Motors used outside of the United States

Use of motors outside of North America

ABB is capable of supplying a wide range of electric motors suitable for use throughout the world. Both NEMA and IEC designs are available in a wide range of voltages, frequencies, mountings and certifications.

Compliance is not only about a regulated efficiency level to comply with MEPS but in many countries the motors must be certified and show a specific marking or documentation to allow importation and use. Such certification may be testing for efficiency in approved labs within that country. Usually these tests are done by spec and not for a wide ranging family. To avoid later confusion, addressing compliance needs and certifications should be done during the quote process, not after.

Please feel free to contact your local sales office for assistance in determining what needs to be done to make your export motor compliant.

60 Hz motors marked with 50 Hz data

Certain motors may have secondary 50 Hz nameplate data either at rated or reduced output power. Since most motors in this CA501 catalog are designed as 230/460 V, 60 Hz, on 50 Hz many of these motors are rated as 190/380 V. The efficiency on such motors is usually lower on 50 Hz than on 60 Hz and may not be compliant in all countries. Just because these motors are 50 Hz, they may not be CE compliant.

Please feel free to contact your local sales office for assistance in determining what needs to be done to make your export motor compliant.

European Union (EU) – CE compliance

The EU ErP Directive, Regulation 640/2009 mandates 7.5 – 370 kW (10-500 Hp 2, 4, and 6-pole low voltage motors (up to 1000 V) sold for use in Europe should be marked with IE3 efficiency level as of January 1, 2015. As of January 1, 2017, motors from 0.75 – 370 kW (1-500 Hp) will need to be IE3. Additionally the motors need to have a CE mark. There is no formal registration process for motors sold for use in the EU.

IE2 motors are still allowed to be sold if used with an adjustable speed drive. Baldor-Reliance® motors have a sticker stating that it must be used with a drive. Again, the CE mark is required.

Intermittent duty (S2-S8), Brake motors, explosion-proof motors, 8-pole & slower and motors designed only for use with variable speed drives are exempt. Also motors with certain ambient and altitude marking may be exempt from EU regulations.

Note that specific motor construction and marking requirements beyond the motor efficiency level are required for CE compliance. These include nameplate markings, which IEC standards are referenced for compliance, earth ground symbol, IEC lead marking, half and three quarter efficiency levels (posted to literature or website), and more.

Please feel free to contact your local sales office for assistance in determining what needs to be done to make your export motor compliant.

UL and CSA explosion-proof classifications

CAUTION! Motors misapplied in hazardous environments can cause a fire or explosion resulting in destruction of property, serious injury or death. Only the end user or a qualified underwriter is to identify and select the proper class, group, division, and temperature code motor to meet the requirements of each installation. ABB personnel can advise what listings and approvals Baldor-Reliance® and ABB motors carry, but cannot evaluate nor recommend what motors may be suitable for use in hazardous environments.

1. Hazardous Locations — For details on area classification and equipment suitability please consult NFPA70™ National Electric Code® Articles 500-516.
   - Class I Group C — locations are those which contain flammable gas, vapor, combustible liquid produced vapor mixed with air that may burn or explode, either having a maximum experimental safe gap (MESG) value greater than 0.45 mm and less than or equal to 0.75mm or a minimum igniting current ratio (MIC ratio) greater than 0.40 and less than or equal to 0.80. Ethylene is a typical Group C gas. For other substances in this group, please consult NFPA 497.
   - Class I Group D — locations are those which contain flammable gas, vapor, combustible liquid produced vapor mixed with air that may burn or explode, either having a (MESG) value greater than 0.75 mm or a (MIC ratio) greater than 0.80. Propane is a typical Group D gas. For other substances in this group, please consult NFPA 497.
   - Class II Group E — locations with atmospheres containing combustible metal dusts such as aluminum, magnesium and their alloys or other combustible dusts with particle sizes and conductivity that present similar hazards. For other substances and guidance relative to this group, please consult NFPA 499.
   - Class II Group F — locations with atmospheres containing combustible carbonaceous dusts with more than 8% entrapped volatiles. Coal, carbon black, charcoal and coke dust are examples from this group. For other substances and guidance relative to this group, please consult NFPA 499.
   - Class II Group G — locations with atmospheres containing combustible dusts not included in Group E or F, including flour, grain, wood, plastic and chemicals. For other substances and guidance relative to this group, please consult NFPA 499.
2. Class II Temperature Codes are typically the lower of either the ignition temperature of the combustible dust that is present or 165°C. Low surface temperature requirements (higher temperature codes) in Class II F&G require that over temperature protection be used.
   - Class II Explosion-proof motors rated 1 1/2 Hp or less have internally mounted automatic thermal overloads when indicated by suffix "A". Caution must be observed when applying these to machinery applications to prevent accidental injury should the thermal device automatically reset and restart the motor.
   - Class II Explosion-proof motors rated 1 Hp and larger without automatic thermal overloads have thermostats in the windings. These thermostats are pilot circuit devices to be connected to the magnetic starter circuit.
3. Motors for use in Class I only locations may be provided without T-stats. In these cases, the T-Code is determined by the maximum external surface temperature of the motor enclosure at the point when the winding burns out. These motors have T-Codes T2A or T2B depending on design, and require special sacrificial insulation. Consult ABB for the acceptability of a requested T-code for specific designs. When motors for use in Division 1 areas (Class I and/or Class II) are provided with T-stats (Over temperature devices) the over-temperature protection must be utilized. If accepted by the AHJ (Authority Having Jurisdiction) other means of limiting the temperature may be utilized in the application. Such alternate protection means are the responsibility of the end user, and ABB does not accept any responsibility for them.
4. Surface temperatures of Baldor-Reliance explosion-proof motors will not exceed the following UL and CSA maximums under fault conditions. The "T" Code identifies the maximum absolute motor surface temperature that will be developed under all conditions of operation.
   - Division 1 considers external surface temperature and includes overloads and locked rotor conditions.
   - Division 2 considers internal and external surface temperatures during normal operation.

Maximum surface temperature	US (NEC 500) CA (CEC Annex J)	US (NEC 505) CA (CEC Section 18)
450° C	T1	T1
300° C	T2	T2
280° C	T2A	–
260° C	T2B	–
230° C	T2C	–
215° C	T2D	–
200° C	T3	T3

Maximum surface temperature	US (NEC 500) CA (CEC Annex J)	US (NEC 505) CA (CEC Section 18)
180° C	T3A	–
165° C	T3B	–
160° C	T3C	–
135° C	T4	T4
120° C	T4A	–
100° C	T5	T5
85° C	T6	T6

5. Stock Motors are not suitable for applications in temperatures below -25°C (-13°F). Custom motor designs available for applications in temperatures down to -60°C. Contact your local Sales office for further information.
6. All Baldor-Reliance explosion-proof motors are supplied with Explosion-Proof UL and CSA approved conduit boxes as standard.
7. Most Baldor-Reliance three phase AC explosion proof motors, are approved for use on adjustable speed drives. Only explosion proof motors with adjustable speed information on the motor nameplate can be used. Custom explosion proof ratings are available, contact your local sales office for more information.
8. Baldor-Reliance Division 1 and Division 2 motors are certified for hazardous locations in the North American market, to the Class and Division system. When these motors also carry a CE mark, it is CE marked only for Electrical Safety, to the Low Voltage Directive, 2014/35/EU and has not been certified nor marked for the ATEX Directive, 2014/34/EU.

Baldor-Reliance Explosion Proof motors in this catalog use the following symbols to designate their Division 1, Class and Group certification capabilities. These assignments are for use with this version of the 501 catalog only.

XP Class & Group Symbol	Description
①	Class I, Group D
②	Class I, Group D, Class II, Group F & G
③	Class I, Group D, Class II, Group E, F & G
④	Class I, Group C & D
⑤	Class I, Group C & D, Class II, Group F & G
⑥	Class I Group C & D, Class II Group E, F & G

Abbreviations

The basic catalog number consists of a letter(s) prefix and several non-significant proceeding numbers. A suffix letter(s) and/or number(s) may also be part of the catalog number. For example L3510 or L3510T. Following is a list of prefix and suffix definitions.

Motors Prefix

AEM	Automotive Motor, three phase
AFL	Aeration Fan Motor, single phase
AFM	Aeration Fan Motor, three phase
ANFL	Auger Fan Motor, single phase
AOM	Air Over Motor, three phase
AP	Subfractional Hp, PM motor
B	Brake motor
BN	Brake motor, TENV enclosure
BTG	Tachometer generator
C	NEMA C-Face with base
CBXM	General Purpose explosion proof, Brake, three phase, C-Face foot mounted
CBXMN	General Purpose explosion proof, Brake, three phase, C-Face foot mounted, TENV
CCPX	Severe Duty explosion proof, three phase, C-Face foot mounted
CD	Wound field DC motor NEMA C-Face with base
CDM	Dirty Duty - three phase, C-Face
CDMG	Lifting magnet generator, C-Face
CDP	PM SCR drive motor
CDPSWD	Paint free washdown PM SCR drive motor C-Face with base
CDPT	PM SCR drive motor with integral tachometer
CDPWD	Washdown PM SCR drive motor NEMA C-Face with base
CDPX	Explosion proof PM SCR drive motor C-Face with base
CDRX	Drill Rig Duty explosion proof, three phase, C-face foot mounted
CDRXL	Drill Rig Duty explosion proof, single phase, C-face foot mounted
CDX	Explosion proof wound Field DC motor, NEMA C-Face
CEL	Super-E® premium efficient motor, single phase, C-Face
CEM	Super-E premium efficient motor, three phase, C-Face
CFC	Condenser fan motor, permanent split capacitor
CFM	Condenser fan motor, three phase
CHC	Direct drive fan motor, permanent split capacitor
CHL	Direct drive fan motor, single phase
CHM	Direct drive fan motor, three phase
CJWDM	Washdown jet pump, three phase, foot mounted
CP	Severe duty motor
CPX	Severe Duty explosion proof, three phase
CR	Crusher duty motor
CSC	Checkout stand motor
CTM	Cooling tower motor, three phase
CXL	General Purpose explosion proof, single phase, C-Face foot mounted
CXM	General Purpose explosion proof, three phase, C-Face foot mounted
D	Wound field DC motor
DDC	Direct drive, indoor blower motor, permanent split capacitor
DEL	Dairy/vacuum pump motor, single phase
DM	Dirty Duty - three phase
DRX	Drill Rig Duty explosion proof, three phase
E	Super-E premium efficient motor
ECP	Super-E Severe duty motor
ECP6	IEEE 661 motor
ECP8	IEEE 841 motor
ENCP	Super-E severe duty motor, TENV
ENCP8	IEEE 841 motor, TENV
F	TEFC motor (when special)
FDL	Farm duty motor, single phase
FDEM	Farm duty motor, three phase, premium efficient, standard NEMA frame
FLT	Filter kit
FM	F-2 mounted motor
FP	Fire pump motor
FSWDM	All stainless steel food safe washdown motor, three phase
FSWDL	All stainless steel food safe washdown motor, single phase
FVB	Blower kit
FWDM	Washdown duty motor, TEFC, three phase
GD	Grain dryer centrifugal fan motor
GSL	Grain stirring motor, single phase
HFM	HVAC duty, F-2 mounted connection box, three phase
HIC	Incubator/hatchery vent fan motor, permanent split capacitor
HM	HVAC duty motor, three phase
HPM	Hydraulic pump motor, three phase
IDBRPM	RPMAC Inverter Duty® motor – laminated frame, TEBC
IDCSWDM	Inverter Duty® motor, paint free washdown, C-Face with base
IDDRPM	RPMAC Inverter Duty® motor – laminated frame, DPG-FV
IDFRPM	RPMAC Inverter Duty® motor – laminated frame, TEFC
IDM	Inverter Duty® motor, TEBC
IDNM	Inverter Duty® motor, TENV
IDNRPM	RPMAC Inverter Duty® motor – laminated frame, TENV
IDVSM	VS Master Inverter Duty® motor
IDVSNM	VS Master Inverter Duty® motor, TENV
IDVSWDM	Inverter Duty® motor, paint free washown, C- Face less base
IDWNM	Washdown Inverter Duty® motor, TENV
IM	Irrigation drive motor
IR	Instant reversing single phase farm motor
J	56J stainless steel threaded shaft with drip cover/jet pump
JM	JM pump shaft and face
JMXM	General purpose explosion proof, three phase, Close Couped Pump
JP	JP pump shaft & face with base/close-coupled pump
JPDRX	Drill Rig Duty explosion proof, three phase, Close Coupled pump
JPM	JP pump shaft and face with base, three phase/close-coupled pump
JS	Square flange pump mount motors with threaded shaft
JXL	General purpose explosion proof, single phase, jet pump
JXM	General purpose explosion proof, three phase, jet pump
K	Model 34 diameter motor with 56 C-Face, less base
L	Single phase motor
M	Three phase motor
MM	Metric dimension motor with base
MP	Metering pump motor, three phase
MVM	Metric dimension motor, flange mount less base, three phase
N	Totally enclosed non-ventilated motor
PCL	Pressure washer motor, C-Face with base, single phase
PFTG	Tachometer generator foot mount
PL	Pressure washer motor, single phase
PSC	Permanent split capacitor motor
PTG	Tachometer generator
R	Repulsion-start induction-run motor
RBM	High cycle brake motor, three phase
RHM	Definite purpose HVAC motors, three phase
RL	Resilient base motor (cradle mount), single phase
RM	Resilient base motor (cradle mount), three phase
SPM	Synchronous permanet magnet motor
SSEWDM	All stainless encapsulated Super-E washdown motor, three phase
SSWDM	All stainless washdown, three phase
SWDM	Paint free washdown duty motor, three phase
UCC	Universal crop dryer motor, permanent split capacitor, open air over
UCCE	Universal crop dryer motor, permanent split capacitor, TEAO
UCL	Grain dryer/vane axial fan, single phase, open air over
UCLE	Grain dryer/vane axial fan, single phase, TEAO
UCM	Grain dryer/vane axial fan, three phase, open air over
UCME	Grain dryer/vane axial fan, three phase, TEAO
UH	Unit handling motor
UHM	Unit handling motor, three phase
V	NEMA C-Face less base
V2L	Two compartment jet pump motor C-Face less base, single phase
VDRX	Drill Rig Duty explosion proof, three phase, C-face footless
VEM	Super-E premium efficient motor, three phase, C-Face, less base
VHECP	Super-E vertical pump motor, severe duty - normal thrust
VHM	Vertical pump motor - normal thrust, three phase
VLCP	Vertical pump motor, severe duty – medium thrust

Abbreviations

Motors Prefix (continued)

VP	PM SCR drive motor with metric flange or C-Face
VPCP	Vertical pump motor, severe duty – high thrust
VXL	General Purpose explosion proof, single phase, C-Face footless
VXM	General Purpose explosion proof, three phase, C-Face footless
WC	West coast fit TCZ
WD	Washdown duty motor
WDBM	Washdown brake motor, three phase
XL	General purpose explosion proof, single phase
XM	General purpose explosion proof, three phase
YPC	Yoke pedestal fan motor, permanent split capacitor
ZDBRPM	RPMAC Vector Duty® motor – laminated frame, TEBC
ZDFRPM	RPMAC Vector Duty® motor – laminated frame, TEFC
ZDM	Vector Duty® motor, TEBC
ZDNM	Vector Duty® motor, TENV
ZDNRPM	RPMAC Vector Duty® motor - laminated frame, TENV
ZDPM	RPMAC permanent magnet rotor - laminated frame
ZDVSCP	VS Master severe duty Vector Duty® motor
ZDVSM	VS Master Vector Duty® motor
ZDVSNCP	VS Master severe duty Vector Duty® motor, TENV
ZDVSNM	VS Master Vector Duty® motor, TENV
ZDWNM	Washdown Vector Duty® motor, TENV
ZDVSNM	VS Master Vector Duty® motor, TENV
ZDWNM	Washdown Vector Duty® motor, TENV

Kits & Accessories Prefix

BLW	Blower kit
BU	Bushing kit
CBL	Cable assembly
CC	Corrective capacitor bank
EN	Encoder kit
FCD	Drip cover kit
FFC	Fan cover/conduit box Kit
FL	Flange kit
RBT	Roller bearing conversion kit
RES	Resolver feedback kit
TK	Tachometer mounting kit

Motors Suffix

/35	Full 140 frame band diameter
/36	Full 180 frame band diameter
-2	120/240V field
-2/4	200/400 volt winding
-4	460 volt winding
-5	575 volt winding
-8	200 volt winding
-9	NEMA Design C high torque winding
-12	12 leads
-50	Wound for 50 hertz service
-57	230/380-415 volt winding
-58	380-415 Volt Y-start/delta-run
-277	277 volt winding
-2340	2300/4000 volt winding

Motors Suffix (continued)

-AP	Aluminum process performance
-PP	Cast iron process performance
-BG	Baldor-Reliance® shaft ground motor
-BV	Blower vented
-CI	Cast iron frame
-D	Dodge D-series brake
-DI	Dings Brake
-E	Encapsulated windings
-EX1	Ex nA
-EX2	Ex d
-EX3	Ex de
-G	Aegis shaft ground motor
-H	56H mounting
-I	Explosion-proof, 1.15 service factor
-NL	Non linear - for VFD use
-P	Partial AC motor excludes pulley endplate
-S	Dodge short-series brake
-TP	Refrigerator fan motor
A	Automatic thermal overload
C	IEC frame B14 face mount
D	IEC frame B5 flange mount
E	New electrical design
L	Long shafted motor with ball bearings that may be converted to have D.E. roller bearing.
LR	Long shafted motor with D.E. roller bearing that may be converted to ball bearings.
M	Manual thermal overload
P	Wound field DC motor NEMA “AT” frame
S	Motor has a short shaft for coupled loads
T	NEMA “T” frame dimensions
TP	Feather picker motor
TR	NEMA “T” frame - roller bearing
TS	NEMA “T” frame - short shaft
Y	Special mounting dimension

Grinders Suffix

D	Deluxe
E	Exhaust guards
W	Wide design

Single and three phase general purpose motors

Single phase and three phase general purpose motors are designed to meet or exceed the energy efficiency requirements of the United States, Canada and Mexico for general purpose industrial motors, while delivering high starting torque, overload capability and superior reliability. The extensive line of General Purpose motors are available in a wide variety of enclosure construction from industrial steel band open designs where water and dust exposure is moderate, to totally enclosed cast iron designs where exposure to water, dust and corrosives exists. Super-E® motors provide NEMA Premium efficiency and are Inverter ready with wide variable torque speed ranges as standard. For motors with features outside the capabilities below, please contact your sales representative.



Key features:

- Baldor-Reliance® motors meet or exceed all efficiency requirements for US, Canada and Mexico regulations
- Super-E® motors suitable for inverter use per NEMA MG1 Part 31.4.4.2
- Designed for longevity with a 3 year warranty on premium efficient Super-E® motors

1/12 - 1500 Horsepower

General Purpose product line		Totally enclosed (single phase)	Open (single phase)	Totally enclosed (three phase)	Open (three phase)
NEMA frame	Frame size range for stock products	42-250T	48-210T	42-500	48-449T
Hp	Horsepower NEMA	1/12 - 15	1/6 - 10	1/8 - 400	1/4 - 450
	Horsepower Large AC	–	–	350 - 1500	–
Voltage 60 Hz	115/208-230 or 115/230 volts	S	S	–	–
	200 volts	–	–	S	S
	230/460 volts	–	–	S	S
	460 volts	–	–	S	S
	575 volts	–	–	S	S
	2300/4000 volts	–	–	S	A
Speed	Speed (60 Hz)	3600, 1800 or 1200 RPM	3600, 1800 or 1200 RPM	3600, 1800, 1200 or 900 RPM	3600, 1800, 1200 or 900 RPM
Electrical features					
Efficiency	Baldor-Reliance motors meet or exceed all efficiency requirements for US, Canada and Mexico regulations	S	S	S	S
Torque	NEMA Design B torques (most ratings)	S	S	S	S
Service factor & temp. rise	1.15 service factor – continuous (most ratings)	S	S	S	S
	Class F insulation with Class B rise @ 1.0 service factor	S	S	S	S
Inverter ready	Super E® – meets NEMA MG1 Part 31.4.4.2	–	–	S	S
Electrical connection	6 Lead dual voltage connection	S	S	–	–
	9 Lead dual voltage connection	–	–	S	S
	12 Lead wye delta connection	–	–	S	S
Mechanical features					
IP code	IP22 ingress protection	–	S	–	S
	IP44 ingress protection	S	–	S	–
	IP54 ingress protection (ABB NXR Series are IP54 as standard)	A	–	A/S	–
Frame	Heavy gauge steel frame	S	S	S	S
	Cast iron frame	A	–	S	A
	Lifting provisions positioned for easy handling in the application (motors over 70 Lbs)	S	S	S	S
Bearings	High performance ball bearings designs	S	S	S	S
	Roller bearing design -TR suffix	–	–	S	A
Lubrication	Super-premium Mobil Polyrex™ EM Series grease	S	S	S	S
Conduit box	Cast aluminum	S	S	S	S
	Gasketed cast aluminum	S	–	S	A
	Gasketed cast iron frame	–	–	S	A
Nameplate	Laser etched nameplate with highly legible font	S	S	S	S
	50 Hz stamping (2, 4, 6 pole 1-125 Hp) on Super E® motors	A	A	S	A
Other key features					
Warranty	Warranty - in number of months from manufacture (NEMA Premium Super E®)	36	36	36	36
	Warranty - in number of months from manufacture	18	18	18	18

S = Standard A = Available through Mod Express or as custom

Single phase, TEFC, foot mounted

1/12 thru 15 Hp

IP44*

Features:

- Low noise vibration dampening base
- Dynamically balanced rotor to increase bearing life
- Superior switch design provides optimized torque profiles
- Robust heavy gauge steel design

Applications:

- Air handling
- Material handling
- Machine tools
- Conveyors
- Pumps
- Fans

Hp	RPM	NEMA Frame	Catalog Number	List Price	Disc. Sym.	"C" Dim.	Aprx. Wt. (lb)	Full Load Efficiency	Voltage	Full Load Amps	Notes (a)
1/12	1800	42	**L3351**	319	GE1	9.56	15	44	115/230	1	3, 30
1/8	3600	42	**L3352**	326	GE1	9.56	15	45	115/230	1.3	3, 30
	1800	42	**L3353**	332	GE1	9.56	16	47	115/230	1.6	3, 30
1/6	3600	42	**L3354**	342	GE1	9.56	16	52	115/230	1.6	3, 30
	1800	42	**L3355**	362	GE1	9.56	18	51	115/230	1.8	3, 30
		48	**L3400**	361	GE1	10.72	18	49	115/230	1.9	3, 30
	1200	48	**L3401**	508	GE1	10.72	23	47	115/230	2.3	3, 30
1/4	3600	42	**L3356**	366	GE1	9.56	18	57	115/230	2	3, 30
	1800	48	**EL3403**	452	GE1	11.35	24	74	115/230	1.3	1, 13, 65
		48	**L3403**	370	GE1	10.72	20	55	115/230	2.5	3, 30
		48	**L3403M**	424	GE1	10.72	11	55	115/230	2.5	3, 30
	1200	48	**L3404**	541	GE1	11.34	25	48	115/230	3.2	3, 30
		56	**L3500**	568	GE1	12.25	30	52.5	115/230	2.6	3, 30
1/3	3600	48	**L3405**	337	GE1	10.72	21	55	115/208-230	3	3
	1800	48	**L3406**	393	GE1	10.72	22	60	115/230	3	3, 30
		48	**L3406M**	446	GE1	10.72	22	60	115/230	3	3, 30
		56	**EL3501**	499	GE1	11.97	27	77	115/230	1.6	1, 13, 65
		56	**L3501**	380	GE1	11.34	22	60	115/230	3	3, 30
		56	**L3501M**	446	GE1	11.34	22	60	115/230	3	3, 30
	1200	48	**L3407**	595	GE1	11.34	27	54	115/230	3.7	3, 30
		56	**L3502**	595	GE1	11.97	28	54	115/230	3.7	3, 30
1/2	3600	48	**L3408**	381	GE1	10.73	22	66	115/230	3.5	3, 30
		56	**EL3503**	490	GE1	11.97	23	68	115/230	2.5	12, 65
		56	**L3503**	381	GE1	11.35	23	66	115/230	3.5	3, 30
	1800	48	**L3409**	436	GE1	11.34	26	68	115/230	3.7	3, 30
		48	**L3409M**	524	GE1	11.34	26	68	115/230	3.7	3, 30
		56	**EL3504**	589	GE1	11.97	30	78.5	115/230	2.3	1, 12, 65
		56	**L3504**	446	GE1	11.35	27	68	115/230	3.7	3, 30
		56	**L3504A**	533	GE1	11.97	27	68	115/230	3.7	3, 30
		56	**L3504M**	524	GE1	11.97	27	68	115/230	3.7	3, 30
	1200	56/56H	**L3505**	843	GE1	12.91	43	62.5	115/230	3.9	3, 30, 36
3/4	3600	56	**EL3506**	551	GE1	11.97	29	72	115/230	3.9	12, 65
		56	**L3506**	429	GE1	11.97	28	66	115/230	4.8	3, 30
	1800	56	**EL3507**	716	GE1	13.25	44	82.5	115/208-230	3.2	1, 12, 65
		56	**L3507**	513	GE1	12.47	33	72	115/230	4.2	30, 65
		56	**L3507A**	643	GE1	12.47	35	74	115/230	4.1	30, 65
		56	**L3507M**	615	GE1	12.47	33	74	115/230	4.1	30, 65
	1200	56/56H	**L3508**	976	GE1	12.93	44	73.5	115/230	3.9	2, 30, 36, 65
		143T	**L3508T**	960	GE1	13.29	46	73.5	115/230	3.9	2, 30, 65

(a) See notes on inside back flap.
*IP54 when Drain Fitting Kit #HA5027A03 is installed in the weep holes (48 thru 256T frame motors only)

Single phase, TEFC, foot mounted

Hp	RPM	NEMA Frame	Catalog Number	List Price	Disc. Sym.	"C" Dim.	Aprx. Wt. (lb)	Full Load Efficiency	Voltage	Full Load Amps	Notes (a)
1	3600	56/56H	**EL3509**	636	GE1	12.93	38	74	115/208-230	4.7	12, 65
		56/56H	**L3509**	497	GE1	12.93	37	68	115/230	5.9	3, 30, 36
		56/56H	**L3509M**	562	GE1	12.93	40	66	115/230	6	3, 36
	1800	56/56H	**L3510A**	723	GE1	12.91	40	67	115/230	6.5	3, 30, 36
		56/56H	**L3510M**	698	GE1	12.93	38	67	115/230	6.5	3, 30, 36
		56/56H	**EL3510**	823	GE1	13.81	45	82.5	115/230	4.3	1, 36, 65
		56/56H	**L3510**	582	GE1	12.93	41	68	115/230	6.4	3, 30, 36
		143T	**L3510T**	594	GE1	13.29	39	68	115/230	6.4	3, 30
		143T	**L3510TM**	698	GE1	13.31	40	67	115/230	6.5	3, 30
1 1/2	3600	56/56H	**L3513**	666	GE1	12.93	41	70	115/230	8	3, 30, 36
		56/56H	**L3513M**	762	GE1	12.91	46	70	115/230	7.5	2, 3, 36
		143T	**L3513T**	653	GE1	13.31	43	70	115/230	8	3, 30
	1800	56/56H	**L3514**	672	GE1	13.81	49	80	115/230	6.2	30, 36, 65
		56/56H	**L3514A**	857	GE1	13.81	48	75.5	115/230	8	2, 36, 65
		56/56H	**L3514M**	788	GE1	13.81	51	75.5	115/208-230	8	2, 36, 65
		56/56H	**EL3514**	937	GE1	15.18	58	84	115/230	6.3	1, 36, 65
		145T	**EL3514T**	937	GE1	15.55	58	84	115/230	6.3	1, 65
		145T	**L3514T**	682	GE1	13.30	44	78.5	115/208-230	7	65
		145T	**L3514TM**	788	GE1	14.17	49	75.5	115/208-230	8	2, 65
	1200	184T	**L3613T**	1,782	GE1	16.56	77	73	115/230	8.2	1, 30, 65
2	3600	56/56H	**L3515**	850	GE1	13.79	52	74	115/230	11.5	1, 3, 30, 36
		56/56H	**L3515M**	890	GE1	13.79	52	74	115/230	11.5	2, 3, 36
		145T	**L3515T**	857	GE1	14.19	52	74	115/230	11.5	1, 3, 30
		145T	**EL3515T**	1,099	GE1	14.18	65	77	115/208-230	8.3	1, 65
	1800	56HZ	**L3516TM**	1,122	GE1	13.31	46	82.5	208-230	8.1	1, 57
		145T	**L3516T**	1,089	GE1	14.17	51	78.5	115/230	8.8	1, 65
		182T	**L3605T**	973	GE1	16.56	68	75.5	115/230	11.5	3, 30
		182T	**L3605TM**	1,187	GE1	16.56	73	75	115/230	11	2, 3
		182T	**EL3605T**	1,281	GE1	16.56	66	82.5	115/230	8.8	1, 65
3	3600	182T	**EL3606T**	1,196	GE1	16.56	79	82	115/230	12.4	2, 65
		182T	**L3606T**	1,005	GE1	16.56	74	76	115/230	14.5	1, 3, 30
	1800	184T	**EL3609T**	1,495	GE1	18.06	89	85.5	230	11.8	1, 65
		184T	**L3609T**	1,145	GE1	16.56	80	78	115/230	14	2, 20, 30, 65
		184T	**L3609TM**	1,239	GE1	16.54	79	78	115/230	14.5	2, 20
5	3600	184T	**EL3608T**	1,648	GE1	18.06	91	85	230	19.4	2, 20, 65
		184T	**L3608T**	1,382	GE1	18.06	88	83	230	19.5	2, 20, 65
		184T	**L3608TM**	1,426	GE1	18.05	89	83	230	19.5	2, 20
	1800	184T	**EL3612T**	1,783	GE1	18.06	97	86.5	230	19.1	2, 20, 65
		184T	**L3612TM**	1,440	GE1	18.05	100	80	230	23	2, 20
		213T	**L3708T**	1,367	GE1	19.02	116	84	230	20.5	1, 30, 65
		213T	**L3708TM**	1,605	GE1	19.02	135	82	230	21.5	2, 65
7 1/2	3600	213T	**L3709T**	1,780	GE1	17.89	123	83	230	33	2, 30, 65
	1800	215T	**L3710T**	1,805	GE1	19.02	134	86.5	230	29	2, 20, 30, 65
10	3600	215T	**L3711T**	2,182	GE1	19.02	148	82	230	40	2, 20, 65
	1800	215T	**L3712T**	2,215	GE1	20.52	158	86.5	230	38	2, 20, 65
15	1800	254T	**L1177T**	6,308	GE1	23.28	323	86.5	230	60	2, 20, 65
		256T	**L3912T**	5,665	GE1	24.56	303	86.5	208-230	58	

(a) See notes on inside back flap.
Cast iron frame
*IP54 when Drain Fitting Kit #HA5027A03 is installed in the weep holes (48 thru 256T frame motors only)

Single phase, TEFC, C-Face

1/6 thru 10 Hp

IP44*

Features:

- Locked DE bearing to allow mounting in any configuration
- Low noise vibration dampening base
- Dynamically balanced rotor to increase bearing life
- Superior switch design provides optimized torque profiles
- Robust heavy gauge steel design

Applications:

- Gear reducers
- Material handling
- Machine tools
- Conveyors
- Pumps
- Fans

Hp	RPM	NEMA Frame	Catalog Number	List Price	Disc. Sym.	"C" Dim.	Aprx. Wt. (lb)	Full Load Efficiency	Voltage	Full Load Amps	Notes (a)
C-Face, foot mounted											
1/4	1800	56C	**CL3403**	391	GE1	11.35	20	55	115/230	2.5	3
1/3	3600	56C	**CL3405**	390	GE1	11.35	21	55	115/208-230	3	3
	1800	56C	**CL3501**	408	GE1	11.35	23	60	115/230	3	3, 30
1/2	3600	56C	**CL3503**	409	GE1	11.35	23	66	115/230	3.5	3, 30
	1800	56C	**CL3504**	477	GE1	11.35	28	68	115/230	3.7	3, 30
3/4	3600	56C	**CL3506**	455	GE1	11.97	29	66	115/230	4.8	3, 30
	1800	56C	**CL3507**	569	GE1	12.47	34	72	115/230	4.2	30, 65
1	3600	56C	**CL3509**	526	GE1	12.25	36	68	115/230	5.9	3, 30
	1800	56C	**CL3510**	642	GE1	13.25	40	68	115/230	6.4	3, 30
1 1/2	3600	56C	**CL3513**	681	GE1	13.25	46	70	115/230	7.5	3, 30
	1800	56C	**CL3514**	762	GE1	14.12	51	80	115/230	6.2	30, 65
2	3600	56C	**CL3515**	878	GE1	14.12	50	74	115/230	11.5	1, 3, 30
		145TC	**CL3515T**	885	GE1	14.19	53	74	115/230	11.5	1, 3, 30
	1800	145TC	**CL3516TM**	1,131	GE1	14.16	53	82.5	208-230	7.9	1
3	1800	184TC	**CL3619TM**	1,471	GE1	16.54	81	81.5	230	13.2	2, 20
5	3600	184TC	**CL3608TM**	1,594	GE1	18.05	92	83	230	19.5	2, 20
	1800	184TC	**CL3612TM**	1,542	GE1	18.05	102	80	230	23	2, 20
7.5	3600	213TC	**CL3709T**	2,030	GE1	18.63	126	83	230	33	2, 20, 65
	1800	215TC	**CL3710T**	2,055	GE1	19.75	127	86.5	230	29	2, 20, 30, 65
10	3600	215TC	**CL3711T**	2,590	GE1	19.75	167	82	230	40	2, 20
	1800	215TC	**CL3712T**	2,621	GE1	21.25	171	86.5	230	38	2, 20
C-Face, footless											
1/6	1800	56C	**KL3400**	380	GE1	11.35	19	49	115/230	1.9	3, 30
	1200	56C	**KL3401**	532	GE1	11.35	24	47	115/230	2.3	3, 30
1/4	1800	56C	**KL3403**	391	GE1	11.35	20	55	115/230	2.5	3, 30
1/3	3600	56C	**KL3405**	361	GE1	11.35	24	55	115/208-230	3	3
	1800	56C	**VL3501**	400	GE1	11.35	22	60	115/230	3	3, 30
1/2	3600	56C	**VL3503**	405	GE1	11.35	23	66	115/230	3.5	3, 30
	1800	56C	**VL3504**	468	GE1	11.35	27	68	110/220	3.7	3, 30
	1200	56C	**VL3505**	866	GE1	13.25	43	62.5	115/230	3.9	3, 30
3/4	3600	56C	**VL3506**	450	GE1	11.97	29	66	115/230	4.8	3, 30
		56C	**VL3506A**	497	GE1	11.97	28	66	115/230	4.8	3
	1800	56C	**VL3507**	536	GE1	12.47	33	72	115/230	4.2	1, 30, 65
	1200	56C	**VL3508**	996	GE1	13.25	44	73.5	115/230	3.9	2, 30, 65
1	3600	56C	**VL3509**	518	GE1	12.25	36	68	115/230	5.9	3, 30
		56C	**VL3509A**	566	GE1	13.25	41	66	110/220	6	3
	1800	56C	**VL3510**	614	GE1	13.25	40	68	115/230	6.4	3, 30
		143TC	**VL3510T**	614	GE1	13.29	44	68	115/230	6.4	3, 30
1 1/2	3600	56C	**VL3513**	673	GE1	13.25	40	70	115/230	8	3, 30
		143TC	**VL3513T**	715	GE1	13.31	41	70	115/230	8	3, 30
	1800	56C	**VL3514**	696	GE1	14.12	48	80	115/230	6.2	30, 65
		145TC	**VL3514T**	704	GE1	14.17	50	80	115/230	6.2	30, 65
2	3600	56C	**VL3515**	862	GE1	14.12	50	74	115/208-230	11.5	1, 3
		145TC	**VL3515T**	878	GE1	14.19	51	74	115/230	11.5	1, 3, 30
	1800	182TC	**VL3605T**	1,244	GE1	16.55	66	75.5	115/230	11.5	3, 30
3	3600	182TC	**VL3606T**	1,388	GE1	16.55	73	76	115/230	14.5	1, 3, 30
	1800	184TC	**VL3609T**	1,469	GE1	16.55	79	78	115/230	14	2, 20, 30, 65

(a) See notes on inside back flap. **Red** catalog number indicates **NEW** product.
*IP54 when Drain Fitting Kit #HA5027A03 is installed in the weep holes (48 thru 256T frame motors only)

Single phase, ODP, foot mounted

1/6 thru 10 Hp

IP22

Features:

- Low noise vibration dampening base
- Dynamically balanced rotor to increase bearing life
- Superior switch design provides optimized torque profiles
- Robust heavy gauge steel design
- Optimized airflow design providing higher horsepower in a smaller package

Applications:

- Air handling
- Material handling
- Machine tools
- Conveyors
- Pumps
- Fans

Hp	RPM	NEMA Frame	Catalog Number	List Price	Disc. Sym.	"C" Dim.	Aprx. Wt. (lb)	Full Load Efficiency	Voltage	Full Load Amps	Notes (a)
1/6	1800	48	**L1200**	300	G01	9.13	18	49	115/230	1.9	30
	1200	48	**L1201**	460	G01	9.38	23	47	115/230	2.3	30
1/4	1800	48	**EL11203**	412	G01	9.76	19	68.5	115/230	1.3	15
		48	**EL11203M**	439	G01	9.76	19	68.5	115/230	1.3	15
	1200	48	**EL11204**	491	G01	9.76	25	64	115/230	1.5	15
		56	**EL11300**	511	G01	10.13	25	64	115/230	1.5	15
1/3	3600	48	**EL11205**	435	G01	9.76	24	70.5	115/230	1.5	15
	1800	48	**EL11206**	443	G01	9.76	27	72.4	115/230	1.7	15
		48	**EL11206M**	470	G01	9.76	27	72.4	115/230	1.7	15
		56	**EL11301**	443	G01	10.13	27	72.4	115/230	1.7	15
		56	**EL11301M**	470	G01	10.13	27	72.4	115/230	1.7	15
	1200	48	**EL11207**	524	G01	9.76	27	68	115/230	1.9	15
		56	**EL11302**	524	G01	10.13	30	68	115/230	1.9	15
1/2	3600	48	**EL11208**	463	G01	9.76	24	72.4	115/230	2.5	15
		56	**EL11303**	463	G01	10.13	24	72.4	115/230	2.5	15
	1800	48	**EL11209**	497	G01	10.63	32	76.2	115/230	2.4	15
		48	**EL11209M**	524	G01	10.63	32	76.2	115/230	2.2	15
		56H	**EL11304**	497	G01	11.00	32	76.2	115/230	2.4	15
		56	**EL11304A**	524	G01	11.00	32	76.2	115/230	2.3	15
	1200	56H	**EL11305**	787	G01	11.75	46	76.2	115/230	2.2	15
3/4	3600	56H	**EL11306**	484	G01	11.00	39	76.2	115/230	3.3	15
		56	**EL11306A**	511	G01	11.00	39	76.2	115/230	3.3	15
	1800	56H	**EL11307**	592	G01	12.07	39	81.8	115/230	3.5	15
		56	**EL11307A**	619	G01	12.07	39	81.8	115/230	3.4	15
		56	**EL11307M**	619	G01	12.07	39	81.8	115/230	3.4	15
	1200	56H	**EL11308**	886	G01	12.62	47	80.2	115/230	3.1	15
1	3600	56H	**EL11309**	568	G01	12.07	43	82	115/230	3.9	15
		56	**EL11309A**	594	G01	12.07	43	82	115/230	3.9	15
	1800	56H	**EL11318**	682	G01	11.75	44	82.6	115/230	4.2	15
		56H	**EL11318M**	708	G01	11.75	44	82.6	115/230	4.5	15
		143T	**L1318T**	604	G01	12.12	43	67	115/230	6.2	30
		143T	**L1318TM**	630	G01	12.12	42	67	115/230	6.2	2
1 1/2	3600	56H	**EL11313**	645	G01	12.62	52	82	115/230	5.9	15
		56H	**EL11313A**	672	G01	12.62	52	82	115/230	5.9	15
		143T	**L1313T**	572	G01	11.12	36	70	115/230	8.9	30
	1800	56H	**EL11319**	812	G01	14.00	59	83.8	115/230	6.2	15
		56H	**EL11319M**	878	G01	14.00	59	83.8	115/230	6.2	15
		145T	**EL1319T**	902	G01	13.00	50	85.5	115/208-230	6.3	1, 65
		145T	**L1319T**	644	G01	12.12	42	68	115/230	9	30
		145T	**L1321T**	773	G01	13.00	49	70	115/230	10.5	30
		145T	**L1321TM**	839	G01	13.00	48	70	115/208-230	10.5	

(a) See notes on inside back flap.
Red catalog number indicates **NEW** product.

Single phase, ODP, foot mounted

Hp	RPM	NEMA Frame	Catalog Number	List Price	Disc. Sym.	"C" Dim.	Aprx. Wt. (lb)	Full Load Efficiency	Voltage	Full Load Amps	Notes (a)
2	3600	56H	**EL11317**	713	G01	14.00	66	82.9	115/230	7.8	15
		56H	**EL11317A**	740	G01	14.00	66	82.9	115/230	7.8	15
		145T	**L1320T**	815	G01	12.12	46	71	115/230	11.5	30, 65
	1800	145T	**L1322T**	788	G01	13.00	49	75.5	115/208-230	10.2	65
		145T	**L1322TM**	858	G01	13.00	45	78.5	115/230	9.2	65
		182T	**EL1405T**	1,091	G01	15.87	65	82.5	115/230	8.8	1, 65
		182T	**L1405T**	809	G01	15.00	66	71	115/230	12	30
3	3600	182T	**EL1406T**	1,149	G01	15.00	70	81	115/230	12.3	65
		182T	**L1406T**	927	G01	15.00	65	78	115/230	14	30
	1800	184T	**EL1408T**	1,142	G01	16.50	81	85.5	208-230	11.2	1, 65
		184T	**L1408T**	876	G01	15.00	76	78	115/230	16	30, 65
		184T	**L1408TM**	1,030	G01	15.00	74	78	115/230	16	
5	3600	184T	**EL1409T**	1,364	G01	15.00	79	81.5	230	20	65
		184T	**L1409T**	1,103	G01	15.00	79	75	230	23	30
	1800	184T	**EL1410T**	1,304	G01	18.00	97	86.5	230	19.1	1, 65
		184T	**L1410T**	1,035	G01	16.50	81	82.5	230	23	1, 30, 65
		184T	**L1410TM**	1,253	G01	16.50	85	82.5	230	23	1, 30
		184T	**L1430T**	950	G01	16.55	78	84	230	20.6	1, 30, 65
		184T	**L1430TM**	1,253	G01	16.55	82	80	230	24	1, 30, 65
		213T	**L1508T**	1,367	G01	16.32	108	77	230	27	
7 1/2	3600	213T	**L1509T**	1,704	G01	18.37	94	82.5	230	30	1, 30, 65
	1800	215T	**L1510T**	1,483	G01	17.45	134	85.5	230	31	30, 65
10	3600	215T	**L1511T**	2,149	G01	17.45	131	83	230	46	1, 30
	1800	215T	**L1512T**	2,164	G01	17.45	132	85.5	230	39	65

(a) See notes on inside back flap.

Single phase, ODP, C-Face

1/6 thru 5 Hp

IP22

Features:

- Locked DE bearing to allow mounting in any configuration
- Low noise vibration dampening base
- Dynamically balanced rotor to increase bearing life
- Superior switch design provides optimized torque profiles
- Robust heavy gauge steel design
- Optimized airflow design providing higher horse power in a smaller package

Applications:

- Gear reducers
- Material handling
- Machine tools
- Conveyors
- Pumps
- Fans

Hp	RPM	NEMA Frame	Catalog Number	List Price	Disc. Sym.	"C" Dim.	Aprx. Wt. (lb)	Full Load Efficiency	Voltage	Full Load Amps	Notes (a)
C-Face, foot mounted											
1/3	1800	56C	**CEL11301**	473	G01	10.74	27	72.4	115/230	1.7	15
1/2	3600	56C	**CEL11303**	493	G01	10.74	24	72.4	115/230	2.5	15
	1800	56C	**CEL11304**	527	G01	11.62	32	76.2	115/230	2.4	15
3/4	1800	56C	**CEL11307**	622	G01	12.06	39	81.8	115/230	3.5	15
1	1800	56C	**CEL11310**	712	G01	12.06	44	82.6	115/230	4.2	15
3	1800	184TC	**CL1408TM**	1,088	G01	14.99	80	78	115/230	16	
5	1800	184TC	**CL1410TM**	1,312	G01	16.49	88	82.5	230	23	1, 30
C-Face, footless, drip cover											
1/6	1800	56C	**KL1200**	322	G01	11.22	19	49	115/230	1.9	30
1/4	1800	56C	**KEL11203**	442	G01	11.85	22	68.5	115/230	1.3	15
1/3	3600	56C	**KEL11205**	465	G01	11.85	24	70.5	115/230	1.5	15
		56C	**KEL11205A**	492	G01	12.66	24	70.5	115/230	1.5	15
	1800	56C	**VEL11301**	473	G01	11.85	27	72.4	115/230	1.7	15
		56C	**VEL11301A**	500	G01	11.85	27	72.4	115/230	1.7	15
1/2	3600	56C	**VEL11303**	493	G01	11.85	24	72.4	115/230	2.5	15
		56C	**VEL11303A**	520	G01	11.85	24	72.4	115/230	2.5	15
	1800	56C	**VEL11304**	527	G01	12.73	32	76.2	115/230	2.4	15
		56C	**VEL11304A**	554	G01	12.51	32	76.2	115/230	2.3	15
	1200	56C	**VEL11305**	817	G01	13.24	42	76.2	115/230	2.2	15
3/4	3600	56C	**VEL11306**	514	G01	14.04	39	76.2	115/230	3.3	15
		56C	**VEL11306A**	541	G01	14.04	39	76.2	115/230	3.3	15
	1800	56C	**VEL11307**	622	G01	13.22	44	81.8	115/230	3.5	15
		56C	**VEL11307A**	649	G01	12.75	39	81.8	115/230	3.4	15
	1200	56C	**VEL11308**	916	G01	14.12	47	80.2	115/230	3.1	15
1	3600	56C	**VEL11309**	598	G01	12.06	43	82	115/230	3.9	15
		56C	**VEL11309A**	625	G01	12.06	43	82	115/230	3.9	15
	1800	56C	**VEL11318**	712	G01	13.24	44	82.6	115/230	4.2	15
		56C	**VEL11318A**	739	G01	12.75	44	82.6	115/230	4.2	15
1 1/2	3600	56C	**VEL11313**	676	G01	14.10	52	82	115/230	5.9	15, 30
		56C	**VEL11313A**	703	G01	14.10	52	82	115/230	5.9	15
	1800	56C	**VEL11319**	842	G01	15.50	59	83.8	115/230	6.2	15
		145TC	**VL1321T**	796	G01	14.17	48	70	115/230	10.5	30
2	3600	56C	**VEL11317**	743	G01	15.47	66	82.9	115/230	7.8	15
		56C	**VEL11317A**	770	G01	15.47	66	82.9	115/230	7.8	15
	1800	145TC	**VL1322T**	811	G01	14.18	49	75.5	115/230	10.2	65
3	3600	182TC	**VL1406T**	985	G01	15.18	61	75.5	115/230	13.6	30, 65
	1800	184TC	**VL1408T**	997	G01	16.55	78	78	115/230	16	30, 65

(a) See notes on inside back flap.
Red catalog number indicates **NEW** product.

Three phase, totally enclosed, foot mounted

1/8 thru 250 Hp

IP44*



Features:

- 60 Hz designs with 50 Hz information on 2,4,6 pole 1-125 Hp ratings
- 2,4,6,8 pole
- Suitable for inverter use per NEMA MG1 Part 31.4.4.2 unless note 38 is indicated
- Simple F1 to F2 conversion on cast iron frames
- Designed for longevity with a 3 year warranty on premium efficient Super-E® motors

Applications:

- Fans
- Pumps
- Blowers
- Conveyors
- Compressors
- Industrial machines
- Other general purpose applications

Hp	RPM	NEMA Frame	Enclosure	Catalog Number	List Price	Disc. Sym.	"C" Dim.	Aprx. Wt. (lb)	Full Load Efficiency	Voltage	Full Load Amps	Notes (a)
230/460 volts												
1/8	1800	42	TEFC	**M3353**	376	GE3	9.56	16	44	230/460	0.5	30, 38
1/6	1800	42	TEFC	**M3355**	426	GE3	9.56	17	62	230/460	0.6	13, 30, 38
	1200	48	TEFC	**M3452**	439	GE3	10.73	17	57.5	230/460	0.6	13, 30, 38
1/4	1800	48	TEFC	**M3454**	311	GE3	10.73	19	64	230/460	0.7	13, 30, 38
		48	TENV	**NM3454**	326	GE3	9.62	20	68	230/460	0.5	1, 13, 30, 38
		56	TENV	**NM3454/35**	524	GE3	11.06	28	80	230/460	0.4	1, 30, 48
	1200	48	TEFC	**M3455**	489	GE3	10.73	18	68	230/460	0.7	13, 30, 38
		48	TENV	**NM3455**	450	GE3	9.62	19	68	230/460	0.7	30, 38
		56	TEFC	**M3531**	484	GE3	11.35	23	68	230/460	0.7	13, 30, 38
	900	56	TEFC	**M3532**	705	GE3	12.23	28	57.5	208-230/460	0.8	13
1/3	3600	48	TENV	**M3457**	316	GE3	9.62	20	72	230/460	0.7	13, 30, 38
	1800	48	TEFC	**M3458**	379	GE3	10.73	21	68	230/460	0.8	13, 30, 38
		56	TEFC	**M3534**	340	GE3	11.35	21	68	230/460	0.8	13, 30, 38
		56	TENV	**NM3534**	365	GE3	10.25	23	70	230/460	0.7	1, 13, 30, 38
	1200	56	TEFC	**M3535**	544	GE3	11.35	22	70	230/460	0.9	13, 30, 38
	900	56	TEFC	**M3536**	768	GE3	12.23	29	59.5	208-230/460	1	13
1/2	3600	48	TEFC	**M3460**	366	GE3	10.73	19	68	230/460	1	12, 30, 38
		56	TEFC	**M3537**	366	GE3	11.35	19	68	230/460	1	12, 30, 38
	1800	48	TEFC	**M3461**	444	GE3	10.73	22	74	230/460	1	12, 30, 38
		56	TEFC	**EM3538**	586	GE3	12.23	29	82.5	230/460	0.8	1, 30
		56	TEFC	**M3538**	389	GE3	11.35	23	74	230/460	1	12, 30, 38
		56	TEFC	**M3538/35**	501	GE3	12.23	25	72	208-230/460	1.1	1, 48
		56	TENV	**NM3538**	423	GE3	10.88	25	75.5	230/460	0.9	1, 12, 30, 38
		56	TENV	**NM3538/35**	511	GE3	11.06	27	80	230/460	0.8	1, 30, 48
	1200	56	TEFC	**M3539**	586	GE3	11.35	24	72	230/460	1.2	30, 38
		56	TENV	**NM3539**	644	GE3	12.06	40	78.5	230/460	1	30
	900	56H	TEFC	**M3560**	862	GE3	12.91	38	70	208-230/460	1.3	36
3/4	3600	48	TEFC	**M3463**	403	GE3	10.73	21	74	230/460	1.3	12, 30, 38
		56	TEFC	**M3541**	403	GE3	11.35	21	74	230/460	1.3	12, 30, 38
	1800	48	TEFC	**M3464**	480	GE3	10.73	25	75.5	208-230/460	1.5	12, 38
		56	TEFC	**M3542**	416	GE3	11.35	25	75.5	208-230/460	1.5	12, 38
		56	TENV	**NM3542**	455	GE3	11.06	29	78.5	230/460	1.4	1, 12, 30
	1200	56	TEFC	**M3543**	598	GE3	12.84	32	77	208-230/460	1.5	38
		143T	TEFC	**M3543T**	598	GE3	13.41	33	77	208-230/460	1.5	38
	900	145T	TEFC	**M3562T**	1,096	GE3	14.19	51	72	208-230/460	1.6	1, 30

(a) See notes on inside back flap.
*IP54 when Drain Fitting Kit #HA5027A03 is installed in the weep holes (48 thru 256T frame motors only)

Three phase, totally enclosed, foot mounted

Hp	RPM	NEMA Frame	Enclosure	Catalog Number	List Price	Disc. Sym.	"C" Dim.	Aprx. Wt. (lb)	Full Load Efficiency	Voltage	Full Load Amps	Notes (a)
230/460 volts (continued)												
1	3600	56	TEFC	**EM3545**	641	GE3	12.25	37	77	230/460	1.4	1, 12, 30
	1800	56	TEFC	**EM3546**	655	GE3	12.23	35	85.5	230/460	1.5	1, 30
		56	TENV	**ENM3546**	738	GE3	12.06	39	85.5	230/460	1.5	1, 30
		143T	TEFC	**EM3546T**	655	GE3	12.31	35	85.5	230/460	1.5	1, 30
		143T	TEFC	**EM3581T**	913	GE3	12.53	51	85.5	230/460	1.5	1, 30
		143T	TENV	**ENM3546T**	738	GE3	12.12	39	85.5	230/460	1.5	1, 30
	1200	56	TEFC	**EM3556**	846	GE3	13.23	42	82.5	230/460	1.8	1, 30
		145T	TEFC	**EM3556T**	846	GE3	13.31	42	82.5	230/460	1.8	1, 30
		145T	TEFC	**EM3582T**	1,023	GE3	12.53	56	82.5	230/460	1.7	1, 30
	900	182T	TEFC	**EM3617T**	1,393	GE3	16.54	65	75.5	230/460	2.3	1, 30
1 1/2	3600	56	TEFC	**EM3550**	726	GE3	12.25	35	84	230/460	1.9	1, 30
		143T	TEFC	**EM3550T**	726	GE3	12.31	36	84	230/460	1.9	1, 30
		143T	TEFC	**EM3583T**	966	GE3	12.53	52	84	230/460	1.9	1, 30
	1800	56	TEFC	**EM3554**	728	GE3	13.23	40	86.5	230/460	2.2	1, 30
		145T	TEFC	**EM3554T**	728	GE3	13.31	41	86.5	230/460	2.2	1, 30
		145T	TEFC	**EM3584T**	947	GE3	12.53	57	86.5	230/460	2.3	1, 30
		145T	TENV	**ENM3554T**	820	GE3	13.00	50	86.5	230/460	2.1	1, 30
	1200	182T	TEFC	**EM3607T**	989	GE3	16.55	73	87.5	230/460	2.4	1, 30
		182T	TEFC	**EM3667T**	1,217	GE3	15.24	93	87.5	230/460	2.5	1, 30
	900	184T	TEFC	**EM3618T**	1,650	GE3	18.04	82	78.5	230/460	3	1, 30
2	3600	56	TEFC	**EM3555**	795	GE3	13.25	42	85.5	230/460	2.5	1, 30
		145T	TEFC	**EM3555T**	795	GE3	13.29	43	85.5	230/460	2.5	1, 30
		145T	TEFC	**EM3586T**	1,014	GE3	12.55	59	85.5	230/460	2.5	1, 30
	1800	56	TEFC	**EM3558**	770	GE3	13.23	46	86.5	230/460	2.9	1, 30
		145T	TEFC	**EM3558T**	770	GE3	13.31	45	86.5	230/460	2.9	1, 30
		145T	TEFC	**EM3587T**	993	GE3	12.53	58	86.5	230/460	2.9	1, 30
	1200	184T	TEFC	**EM3614T**	1,037	GE3	18.05	93	88.5	230/460	3.5	1, 30
		184T	TEFC	**EM3664T**	1,237	GE3	15.24	109	88.5	230/460	3.2	1, 30
	900	213T	TEFC	**EM3702T**	2,089	GE3	17.89	110	84	230/460	3.5	1, 30
3	3600	56H	TEFC	**EM3559**	871	GE3	13.79	50	86.5	230/460	3.6	1, 30
		145T	TEFC	**EM3559T**	871	GE3	14.17	49	86.5	230/460	3.6	1, 30
		182T	TEFC	**EM3610T**	882	GE3	15.14	50	86.5	230/460	3.6	1, 30
		182T	TEFC	**EM3660T**	1,096	GE3	15.24	84	86.5	230/460	3.8	1, 30
	1800	182T	TEFC	**EM3611T**	790	GE3	16.55	73	89.5	230/460	4.2	1, 30
		182T	TEFC	**EM3661T**	1,127	GE3	15.24	97	89.5	230/460	4.1	1, 30
	1200	213T	TEFC	**EM3704T**	1,349	GE3	19.02	134	89.5	230/460	4.6	1, 30
		213T	TEFC	**EM3764T**	1,541	GE3	18.45	173	89.5	230/460	4.5	1, 30
	900	215T	TEFC	**EM3705T**	2,283	GE3	19.01	111	86.5	230/460	5.2	1, 30
5	3600	184T	TEFC	**EM3613T**	978	GE3	16.55	75	88.5	230/460	5.9	1, 30
		184T	TEFC	**EM3663T**	1,349	GE3	15.24	99	88.5	230/460	5.8	1, 30
	1800	184T	TEFC	**EM3615T**	816	GE3	18.05	93	89.5	230/460	6.7	1, 30
		184T	TEFC	**EM3665T**	1,153	GE3	15.24	107	89.5	230/460	6.6	1, 30
	1200	215T	TEFC	**EM3708T**	1,524	GE3	19.77	154	89.5	230/460	7.3	1, 30
		215T	TEFC	**EM3768T**	1,788	GE3	18.45	195	89.5	230/460	7.4	1, 30
	900	254T	TEFC	**EM2280T**	3,633	GE3	23.28	256	86.5	230/460	7.9	1, 30
7 1/2	3600	184T	TEFC	**EM3616T**	1,290	GE3	18.05	98	89.5	230/460	8.4	1, 30
		213T	TEFC	**EM3709T**	1,465	GE3	17.89	116	89.5	230/460	9	1, 30
		213T	TEFC	**EM3769T**	1,561	GE3	18.45	165	89.5	230/460	9	1, 30
	1800	213T	TEFC	**EM3710T**	1,177	GE3	19.02	128	91.7	230/460	9.4	1, 30
		213T	TEFC	**EM3770T**	1,504	GE3	18.45	170	91.7	230/460	9.5	1, 30
	1200	254T	TEFC	**EM2276T**	2,549	GE3	23.28	278	91	230/460	11	1, 30
	900	256T	TEFC	**EM2401T**	4,006	GE3	23.28	320	86.5	230/460	12.2	1, 30
10	3600	215T	TEFC	**EM3711T**	1,485	GE3	17.89	120	90.2	230/460	11.8	1, 30
		215T	TEFC	**EM3771T**	1,830	GE3	18.45	182	90.2	230/460	11.8	1, 30
	1800	215T	TEFC	**EM3714T**	1,329	GE3	20.52	162	91.7	230/460	12	1, 30
		215T	TEFC	**EM3774T**	1,687	GE3	18.45	191	91.7	230/460	12.2	1, 30
	1200	256T	TEFC	**EM2332T**	2,909	GE3	23.28	290	91	230/460	14.1	1, 30
	900	284T	TEFC	**EM2402T**	4,651	GE3	27.76	391	89.5	230/460	14.6	1, 30

(a) See notes on inside back flap.
Cast iron frame
*IP54 when Drain Fitting Kit #HA5027A03 is installed in the weep holes (48 thru 256T frame motors only)

Three phase, totally enclosed, foot mounted

Hp	RPM	NEMA Frame	Enclosure	Catalog Number	List Price	Disc. Sym.	"C" Dim.	Aprx. Wt. (lb)	Full Load Efficiency	Voltage	Full Load Amps	Notes (a)
230/460 volts (continued)												
15	3600	215T	TEFC	**EM3713T**	2,095	GE3	20.52	172	91	230/460	17	1, 30
		254T	TEFC	**EM2394T**	2,520	GE3	23.28	241	91	230/460	17.5	1, 30
	1800	254T	TEFC	**EM2333T**	2,047	GE3	23.28	270	92.4	230/460	18.1	1, 30
	1200	284T	TEFC	**EM4100T**	3,880	GE3	27.76	391	91.7	230/460	21	1, 30
	900	286T	TEFC	**EM2395T**	6,468	GE3	27.76	455	89.5	230/460	23	1, 30
20	3600	256T	TEFC	**EM4106T**	2,766	GE3	23.28	262	91	230/460	23	1, 30
	1800	256T	TEFC	**EM2334T-12**	3,142	GE3	23.28	291	93	230/460	23	1, 30
		256T	TEFC	**EM2334T**	2,482	GE3	23.28	289	93	230/460	24	1, 30
	1200	286T	TEFC	**EM4102T**	5,166	GE3	27.76	399	91.7	230/460	27	1, 30
	900	324T	TEFC	**EM4112T**	7,355	GE3	30.28	534	90.2	230/460	35	1, 30
25	3600	256T	TEFC	**EM4118T**	3,226	GE3	23.28	305	91.7	230/460	29	1, 30
		284TS	TEFC	**EM4107T**	3,609	GE3	24.70	327	91.7	230/460	29	1, 30
	1800	284T	TEFC	**EM4103T**	3,246	GE3	27.76	388	93.6	230/460	30	1, 30
		284T	TEFC	**EM4103T-12**	4,206	GE3	27.56	402	93.6	230/460	30	1, 25, 30
	1200	324T	TEFC	**EM4111T**	5,845	GE3	30.39	445	93	230/460	32	1, 30
	900	326T	TEFC	**EM4116T**	9,084	GE3	30.28	578	90.2	230/460	37	1, 30
30	3600	286TS	TEFC	**EM4108T**	4,288	GE3	24.70	347	91.7	230/460	34	1, 30
	1800	286T	TEFC	**EM4104T**	3,850	GE3	27.76	430	93.6	230/460	38	1, 30
		286T	TEFC	**EM4104T-12**	4,887	GE3	27.76	425	93.6	230/460	36	1, 25
	1200	326T	TEFC	**EM4117T**	6,753	GE3	30.28	604	93	230/460	39	1, 30
	900	364T	TEFC	**EM4338T**	10,102	GE3	33.44	813	92.4	230/460	39.3	1, 30
40	3600	324TS	TEFC	**EM4109T**	5,877	GE3	28.78	551	92.4	230/460	46	1, 30
	1800	324T	TEFC	**EM4110T**	5,035	GE3	30.28	570	94.1	230/460	48	1, 30
		324T	TEFC	**EM4110T-12**	6,524	GE3	30.28	601	94.1	230/460	48	1, 25, 30
	1200	364T	TEFC	**EM4308T**	8,414	GE3	33.48	899	94.1	230/460	49.4	1, 30
	900	364T	TEFC	**EM4348T**	12,530	GE3	33.48	875	93	230/460	52	1, 30
50	3600	326TS	TEFC	**EM4114T**	6,429	GE3	28.78	575	93	230/460	56	1, 30
	1800	326T	TEFC	**EM4115T**	5,501	GE3	30.28	650	94.5	230/460	58	1, 30
		326T	TEFC	**EM4115T-12**	7,050	GE3	30.28	652	94.5	230/460	58	1, 25
		326TS	TEFC	**EM4115TS**	6,199	GE3	28.78	639	94.5	230/460	58	1, 30
	1200	365T	TEFC	**EM4312T**	10,167	GE3	33.48	902	94.1	230/460	61.7	1, 30
	900	405T	TEFC	**EM4458T**	15,386	GE3	38.20	1216	93	230/460	63	1, 30
60	3600	364TS	TEFC	**EM4310T**	9,032	GE3	31.36	810	95	230/460	65.1	1
	1800	364T	TEFC	**EM4314T**	8,919	GE3	33.48	912	95	230/460	67.8	1, 30
		364T	TEFC	**EM4314T-12**	10,257	GE3	33.48	850	95	230/460	68	1, 25
		364TS	TEFC	**EM4314TS**	8,919	GE3	31.36	907	95	230/460	68	1, 30
	1200	404T	TEFC	**EM4403T**	12,341	GE3	38.04	1187	95	230/460	69	1
	900	405T	TEFC	**EM4468T**	17,769	GE3	38.20	1216	93	230/460	76	1
75	3600	365TS	TEFC	**EM4313T**	10,507	GE3	31.36	980	94.5	230/460	80.7	1
	1800	365T	TEFC	**EM4316T**	10,429	GE3	33.48	955	95.4	230/460	84.9	1, 30
		365T	TEFC	**EM4316T-12**	11,994	GE3	33.48	955	95.4	230/460	85.9	1, 25
		365TS	TEFC	**EM4316TS**	10,429	GE3	31.36	946	95.4	230/460	85.9	1
	1200	405T	TEFC	**EM4404T**	14,371	GE3	38.04	1229	94.5	230/460	86.8	1
100	3600	405TS	TEFC	**EM4402T-4**	13,434	GE3	35.04	1187	95	460	110	1, 25
	1800	405T	TEFC	**EM4400T**	11,494	GE3	38.04	1203	95.4	230/460	112	1
		405T	TEFC	**EM4400T-12**	14,895	GE3	38.04	1211	95.4	230/460	112	1, 25
		405TS	TEFC	**EM4400TS**	12,952	GE3	35.04	1206	95.4	230/460	112	1
	1200	444T	TEFC	**EM4409T-4**	17,345	GE3	44.75	1828	95	460	119	1
125	3600	444TS	TEFC	**EM4412T-4**	16,605	GE3	40.83	1901	95	460	137	1
	1800	444T	TEFC	**EM4410T-4**	16,033	GE3	44.75	1969	95.4	460	144	1, 25
		444TS	TEFC	**EM4410TS-4**	16,033	GE3	41.08	2001	95.4	460	144	1
		444T	TEFC	**EM4410TR-4**	17,261	GE3	44.75	1988	95.4	460	144	1, 5
	1200	445T	TEFC	**EM4411T-4**	20,405	GE3	44.75	2073	95	460	146	1, 25
150	3600	445TS	TEFC	**EM4413T-4**	19,538	GE3	41.08	1995	95	460	164	1
	1800	445T	TEFC	**EM4406T-4**	16,367	GE3	44.75	1826	95.8	460	169	1, 25
		445TS	TEFC	**EM4406TS-4**	18,443	GE3	41.08	2071	95.8	460	169	1
		445T	TEFC	**EM4406TR-4**	19,671	GE3	44.75	1826	95.8	460	169	1, 5, 25
	1200	447T	TEFC	**EM44156T-4**	23,372	GE3	48.24	2571	95.8	460	170	1, 25

(a) See notes on inside back flap.
Cast iron frame
*IP54 when Drain Fitting Kit #HA5027A03 is installed in the weep holes (48 thru 256T frame motors only)

Three phase, totally enclosed, foot mounted

Hp	RPM	NEMA Frame	Enclosure	Catalog Number	List Price	Disc. Sym.	"C" Dim.	Aprx. Wt. (lb)	Full Load Efficiency	Voltage	Full Load Amps	Notes (a)
230/460 volts (continued)												
200	3600	447TS	TEFC	**EM4416T-4**	23,416	GE3	44.48	2355	95.4	460	216	1
	1800	447T	TEFC	**EM4407T-4**	23,119	GE3	48.24	2497	96.2	460	223	1, 25
		447TS	TEFC	**EM4407TS-4**	23,119	GE3	44.48	2487	96.2	460	223	1
		447T	TEFC	**EM4407TR-4**	24,347	GE3	48.24	2531	96.2	460	223	1, 5
	1200	449T	TEFC	**EM44206T-4**	28,836	GE3	53.24	3017	95.8	460	225	1
250	3600	449TS	TEFC	**EM44252T-4**	36,462	GE3	49.48	2595	95.8	460	268	1
	1800	447T	TEFC	**EM4408T-4**	30,317	GE3	53.22	2888	96.2	460	276	1, 25
		447T	TEFC	**EM4408TR-4**	31,545	GE3	53.22	2888	96.2	460	276	1, 5
		447TS	TEFC	**EM4408TS-4**	30,317	GE3	59.47	2888	96.2	460	276	1, 25
	1200	449T	TEFC	**EM44256T-4**	42,159	GE3	53.22	3125	95.8	460	285	1, 25
200 volts												
1	1800	143T	TEFC	**EM3546T-8**	738	GE3	12.31	35	85.5	200	3.5	1, 68
1 1/2	1800	145T	TEFC	**EM3554T-8**	820	GE3	13.31	43	86.5	200	5	1, 68
2	1800	145T	TEFC	**EM3558T-8**	867	GE3	13.31	46	86.5	200	6.7	1, 68
3	3600	182T	TEFC	**EM3660T-8**	1,096	GE3	15.24	82	86.5	200	8.8	1, 68
	1800	182T	TEFC	**EM3661T-8**	1,127	GE3	15.24	96	89.5	200	9.5	1, 68
		182T	TEFC	**EM3611T-8**	890	GE3	16.55	72	89.5	200	9.7	1, 68
5	3600	184T	TEFC	**EM3663T-8**	1,349	GE3	15.24	99	88.5	200	13.3	1, 68
	1800	184T	TEFC	**EM3665T-8**	1,153	GE3	15.24	108	89.5	200	15.1	1, 68
		184T	TEFC	**EM3615T-8**	919	GE3	18.04	93	89.5	200	15.2	1, 68
7 1/2	3600	213T	TEFC	**EM3769T-8**	1,561	GE3	18.45	155	89.5	200	21	1, 68
	1800	213T	TEFC	**EM3770T-8**	1,504	GE3	18.45	170	91.7	200	21.4	1, 68
		213T	TEFC	**EM3710T-8**	1,326	GE3	19.01	127	91.7	200	21.6	1, 68
10	3600	215T	TEFC	**EM3771T-8**	1,830	GE3	18.45	182	90.2	200	26.8	1, 68
	1800	215T	TEFC	**EM3774T-8**	1,687	GE3	18.45	189	91.7	200	28	1, 68
		215T	TEFC	**EM3714T-8**	1,497	GE3	19.78	165	91	200	28.9	1, 68
15	3600	254T	TEFC	**EM2394T-8**	2,520	GE3	23.28	240	91	200	40	1, 68
	1800	254T	TEFC	**EM2333T-8**	2,306	GE3	23.28	255	92.4	200	42.4	1, 30, 68
20	3600	256T	TEFC	**EM4106T-8**	2,766	GE3	23.28	242	91	200	52	1, 24, 69
	1800	256T	TEFC	**EM2334T-8**	2,796	GE3	23.28	292	93	200	55.2	1, 24, 30, 69
25	3600	284TS	TEFC	**EM4107T-8**	3,609	GE3	24.70	305	91.7	200	65	1, 24, 69
	1800	284T	TEFC	**EM4103T-8**	3,657	GE3	27.76	382	93.6	200	68.4	1, 24, 69
30	3600	286TS	TEFC	**EM4108T-8**	4,288	GE3	24.70	324	91.7	200	76	1, 24, 69
	1800	286T	TEFC	**EM4104T-8**	4,338	GE3	27.76	413	93.6	200	84	1, 24, 69
40	1800	324T	TEFC	**EM4110T-8**	5,673	GE3	30.28	576	94.1	200	111	1, 24, 69
50	1800	326T	TEFC	**EM4115T-8**	6,199	GE3	30.28	621	94.5	200	131	1, 24, 69
575 volts												
1/3	1800	56	TEFC	**M3534-5**	340	GE3	11.35	20	68	575	0.6	1, 13, 38
1/2	3600	56	TEFC	**M3537-5**	366	GE3	11.35	19	68	575	0.8	1, 12, 38
	1800	56	TEFC	**M3538-5**	389	GE3	11.35	22	74	575	0.8	1, 12, 38
	1200	56	TEFC	**M3539-5**	586	GE3	11.35	23	72	575	1	1, 12, 38
3/4	3600	56	TEFC	**M3541-5**	403	GE3	11.35	21	74	575	1	1, 12, 38
	1800	56	TEFC	**M3542-5**	416	GE3	11.35	26	75.5	575	1.2	1, 12, 38
	1200	56H	TEFC	**M3543-5**	598	GE3	12.84	33	77	575	1.2	38
		143T	TEFC	**M3543T-5**	598	GE3	13.41	34	77	575	1.2	1, 38
1	3600	56	TEFC	**EM3545-5**	641	GE3	11.97	27	77	575	1.2	12
	1800	56	TEFC	**EM3546-5**	655	GE3	12.23	38	85.5	575	1.2	1
		143T	TEFC	**EM3546T-5**	655	GE3	12.31	34	85.5	575	1.2	1
	1200	56H	TEFC	**EM3556-5**	846	GE3	12.91	41	82.5	575	1.4	
		145T	TEFC	**EM3556T-5**	846	GE3	13.31	40	82.5	575	1.4	1
1 1/2	3600	143T	TEFC	**EM3550T-5**	726	GE3	12.29	36	84	575	1.5	1
	1800	145T	TEFC	**EM3554-5**	728	GE3	13.23	41	86.5	575	1.8	1
		145T	TEFC	**EM3554T-5**	728	GE3	13.31	42	86.5	575	1.8	1
	1200	182T	TEFC	**EM3607T-5**	989	GE3	16.55	73	87.5	575	1.9	1
2	3600	56H	TEFC	**EM3555-5**	795	GE3	12.91	41	85.5	575	2	
		145T	TEFC	**EM3555T-5**	795	GE3	13.29	43	85.5	575	2	1
	1800	56H	TEFC	**EM3558-5**	770	GE3	12.91	45	86.5	575	2.3	1
		145T	TEFC	**EM3558T-5**	770	GE3	13.31	46	86.5	575	2.3	1
	1200	184T	TEFC	**EM3614T-5**	1,037	GE3	18.05	90	88.5	575	2.8	

(a) See notes on inside back flap. Cast iron frame

*IP54 when Drain Fitting Kit #HA5027A03 is installed in the weep holes (48 thru 256T frame motors only)

Three phase, totally enclosed, foot mounted

Hp	RPM	NEMA Frame	Enclosure	Catalog Number	List Price	Disc. Sym.	"C" Dim.	Aprx. Wt. (lb)	Full Load Efficiency	Voltage	Full Load Amps	Notes (a)
575 volts (continued)												
3	3600	56H	TEFC	**EM3559-5**	871	GE3	13.79	50	86.5	575	2.9	1
		145T	TEFC	**EM3559T-5**	871	GE3	14.17	60	86.5	575	2.9	1
		182T	TEFC	**EM3610T-5**	882	GE3	15.16	56	86.5	575	2.9	1
	1800	182T	TEFC	**EM3611T-5**	790	GE3	16.55	73	89.5	575	3.3	1
		182T	TEFC	**EM3661T-5**	1,127	GE3	15.24	97	89.5	575	3.3	1
	1200	213T	TEFC	**EM3704T-5**	1,349	GE3	19.01	129	89.5	575	3.7	1
5	3600	184T	TEFC	**EM3613T-5**	978	GE3	16.54	75	88.5	575	4.7	1
	1800	184T	TEFC	**EM3615T-5**	816	GE3	18.05	89	89.5	575	5.3	1
		184T	TEFC	**EM3665T-5**	1,153	GE3	15.24	108	89.5	575	5.3	1
	1200	215T	TEFC	**EM3708T-5**	1,524	GE3	19.76	154	89.5	575	5.8	1
7 1/2	3600	184T	TEFC	**EM3616T-5**	1,290	GE3	18.05	98	89.5	575	6.8	1
		213T	TEFC	**EM3709T-5**	1,465	GE3	17.89	115	89.5	575	7	1
	1800	213T	TEFC	**EM3710T-5**	1,177	GE3	19.02	123	91.7	575	7.6	1
		213T	TEFC	**EM3770T-5**	1,504	GE3	18.45	170	91.7	575	7.5	1
10	3600	215T	TEFC	**EM3711T-5**	1,485	GE3	17.89	119	90.2	575	9.5	1
	1800	215T	TEFC	**EM3714T-5**	1,329	GE3	20.52	165	91.7	575	9.6	1
		215T	TEFC	**EM3774T-5**	1,687	GE3	18.45	185	91.7	575	9.8	1
15	3600	215T	TEFC	**EM3713T-5**	2,095	GE3	20.52	169	91	575	13.6	1
		254T	TEFC	**EM2394T-5**	2,520	GE3	23.28	245	91	575	14.1	1
	1800	254T	TEFC	**EM2333T-5**	2,047	GE3	23.28	258	92.4	575	14.6	1
20	3600	256T	TEFC	**EM4106T-5**	2,766	GE3	23.28	252	91	575	18.2	1
	1800	256T	TEFC	**EM2334T-5**	2,482	GE3	23.28	290	93	575	19.2	1
25	3600	284TS	TEFC	**EM4107T-5**	3,609	GE3	24.70	335	91.7	575	22	1
	1800	284T	TEFC	**EM4103T-5**	3,246	GE3	27.76	380	93.6	575	24	1
30	3600	286TS	TEFC	**EM4108T-5**	4,288	GE3	24.70	331	91.7	575	26.5	1
	1800	286T	TEFC	**EM4104T-5**	3,850	GE3	27.76	408	93.6	575	29	1
40	3600	324TS	TEFC	**EM4109T-5**	5,877	GE3	28.78	522	92.4	575	37	1
	1800	324T	TEFC	**EM4110T-5**	5,035	GE3	30.28	575	94.1	575	39	1
50	3600	326TS	TEFC	**EM4114T-5**	6,429	GE3	28.78	574	93	575	45	1
	1800	326T	TEFC	**EM4115T-5**	5,501	GE3	30.28	623	94.5	575	46	1
60	1800	364T	TEFC	**EM4314T-5**	8,919	GE3	33.48	919	95	575	54.4	1
75	1800	365T	TEFC	**EM4316T-5**	10,429	GE3	33.48	958	95.4	575	68.7	1
100	1800	405T	TEFC	**EM4400T-5**	11,494	GE3	38.04	1208	95.4	575	89.6	1
125	1800	444T	TEFC	**EM4410T-5**	14,228	GE3	44.75	1669	95.4	575	115	1
		444T	TEFC	**EM4410T-5E**	16,033	GE3	44.62	1626	95.8	575	111	1, 56, 100
150	1800	445T	TEFC	**EM4406T-5**	16,367	GE3	44.75	2151	95.8	575	135	1
		445T	TEFC	**EM4406T-5E**	16,367	GE3	44.62	1770	96.2	575	132	1, 56, 100

(a) See notes on inside back flap.
Cast iron frame
Red catalog number indicates **NEW** product.
*IP54 when Drain Fitting Kit #HA5027A03 is installed in the weep holes (48 thru 256T frame motors only)

Large AC (Above NEMA) motors

250 thru 1750 Hp

ABB Large AC (Above NEMA) motors are designed with higher than standard torques and low vibration levels which allows for a longer and safe operating life in applications requiring 250 Hp or greater, all while meeting the industry's reliability and efficiency standards. The ABB line of Large AC motors offer constructions which make them suitable for petro-chemical plants, mines, quarries, foundries, pulp and paper plants, waste management facilities, as well as many other processing industry applications.



Key features:

- Low vibration, cast iron frame construction.
- Minimum NEMA Design B torques except 2 pole is 1/2 NEMA, allowing for operation across a variety of applications
- 1.15 SF as standard
- Class F insulation with Class B (80˚C) temperature rise at rated power
- V-Ring slinger for increased bearing protection
- Designed for longevity with a 3 year warranty
- ABB motors meet or exceed all efficiency requirements for US, Canada and Mexico regulations

250 - 1750 Horsepower

Product line		NXR
	Frame size range for products	5008-7110 (1)
Electrical features		
Efficiency	Baldor-Reliance® motors meet or exceed all efficiency requirements for US, Canada and Mexico regulations	S
Torque	Meet or exceed NEMA Design B torques (2)	S
Service factor & temperature rise	1.15 service factor – continuous	S
	Class F insulation with Class B rise @ 1.0 service factor	S
Inverter	Inverter ready - meets NEMA MG1 Part 31.4.4.2 (3)	S
Mechanical features		
IP code	IP54 enclosure ingress protection	S
	IP55 enclosure ingress protection	O
Frame	Cast iron frame & endplates	S
	Sealed joints between frame and endplates	O
	Epoxy coated internal surfaces, including endplates, rotor, and stator.	O
Fan covers	Fabricated steel fan covers	S
Shaft seals	Shaft seals: Neoprene V-ring slinger – DE & ODE	S
	Shaft seals – Labyrinth type	O
Bearings and lubrication	Ball bearings designs	S
	Roller bearing designs for belted applications	O
	Bearings: Regreasable with PLS lubrication system. Grease inlet & auto relief fittings on DE & ODE.	S
Paint	Paint: 2 part modified epoxy with enhanced UV protection topcoat	S
Conduit box	Conduit box: fabricated steel. Oversized and rotatable in 90 degree increments	S
Nameplate	Nameplate: Stainless steel with embossed raised letter	S
Other key features		
Accessories	Winding resistance temperature detectors (RTDs) - 100 Ohm platinum - 2 per phase	S
	Space heaters - 120/240 Volt	S
	Provisions for bearing resistance temperature detectors (RTDs)	S
Certifications	Nameplate marked Class I, Division 2, Groups C, D	S
Warranty	Warranty - in years from date of manufacture	3

S = Standard O = Optional

(1) Frame sizes range from 5008-7110 ANSI mounting.
Drawings will be referenced in inches and motors will meet NEMA.

(2) For medium voltage motors and motors with frames 5000 and larger standard torque values are represented in NEMA MG-1 2014 part 20.10.1.
Motors will meet or exceed these values.

(3) For use on VFD, it is highly recommended to insulate the drive end bearing and add a shaft grounding system in order to address concerns regarding shaft currents that may be imposed upon the motor by a VFD as defined in NEMA MG1, Part 31.4.4.3. Motor is suitable for use on Inverter only in conjunction with an isolation transformer or other common mode voltage elimination. 1.0 service factor when used on VFD.

Above NEMA NXR rib cooled motors

250 thru 1750 Hp

Main specifications:	
Output power:	250 to 1750 HP
Frame size:	5008 - 7110
Number of poles:	2 to 8
Voltages:	460V, 2300/4000V
Frequency:	50 Hz Reratable, 60 Hz, VSD
Cooling:	IC411
Protection:	IP54 (optionally IP55)
Enclosed material:	Cast iron
Bearings:	Anti-friction
Motor types:	NXR
Mounting:	Horizontal
Ex protection types:	Hazardous area location Class I Div 2 area capable
Standards:	NEMA feature set and mounting dimensions

Features:

- High efficiency for lower total cost of ownership
- High power density for more Hp per pound
- Optional ingress protection level available up to IP55
- Compact size for smaller overall installations
- Rigid, weight-optimized frame is engineered to minimize vibration
- Fixing points make accessory fitting straight forward
- Flexible repositioning of main terminal box on site by ABB service personnel
- Designed for easy deployment of ABB condition monitoring systems
- Based on more than 125 years of experience manufacturing electric motor

Applications:

- Pumps
- Compressors
- Fans
- Conveyors

NEW! NXR motors can now be configured and ordered through the online tool, **MachSize**. Your local Sales Channel can assist you with configuring and ordering your NXR motors. Performance software and drawings can also be provided immediately using MachSize.

ABB's latest generation of industrial purpose rib cooled motors (NXR) for the above NEMA market offer high power density, customizable motors with built-in serviceability, allowing for a compact footprint and improved efficiencies.

Engineered motors

ABB's configurable design of the rib cooled motors are available as N-series config to order motors – NXR 5000 - NXR 5800 and NXR 7100.

N-series motors are engineered to meet demanding applications, while also being easy to configure, purchase, install and maintain.

The NXR series can be configured with different bearing configurations, various temperature monitoring devices and other equipment to meet the customer's specific needs.

NXR motors are available for both direct-on-line (DOL) and variable speed drive (VSD) operation.

High power density for compact installations

The NXR sets a benchmark for the industry, offering more HP per pound than has been achieved before with rib cooled motors. High power density means that for a given output you can often use a motor one frame size smaller than with conventional products. This helps to save space and enables more compact installations.

ABB's engineering team achieved high power density by leveraging the proven performance of the NXR frame rib cooled platform which has an internal cooling loop and maximized cooling fin coverage.

Internal air circulation has been increased throughout the motor, while the external cooling is maximized through surface area optimization. Auxiliary wiring can be routed inside the motor as well as out side the motor, depending on the customers preference and requirements. The end shields have also been designed for optimized cooling.

Easy configurability

The NXR product family is designed for modifications to be quick and easy. This means you can reduce the number of spare units needed if your plant is running several motors with the terminal boxes on different sides.

- Ready-made fixing points on side of motor make mounting accessories straightforward
- End shields are pre-engineered for accessories such as instrumentation
- Auxiliary terminal box can be mounted on either side and positioned along the motor

Built-in serviceability cuts service downtime

Built-in serviceability makes maintenance straight-forward, and therefore reduces downtime.

- Cable routing ensures that the cables are clearly routed and always secured in the same position.
- Pre-designed fixing points enable easy mounting of condition monitoring systems. These systems collect and analyze operating data from the motors, providing early warnings of problems before failures can occur.

Optimized for variable speed drive use

By controlling the motor with a variable speed drive, you can optimize the motor's performance, minimize energy consumption and control your process more accurately. ABB's motor-drive packages are easy to install and operate.

Configurable options available for Above NEMA NXR products in MachSize

Options listed below may not align with Motor Mod Express®.
Please use the online MachSize tool to properly configure and order the correct options.

M1 – Balance
M2B – Ball to Roller Conversion
M2D – Bearing Temperature Detector (100 Ohm)
M2F – Insulated Bearing
M7B – Drains Choose requirement
M12B – Labyrinth seal (DE)
M12C – Labyrinth seal (ODE)
M13F-2 – NEMA F2 Mounting
M13F-3 – Top Mount
M13M – Low Noise Fan Cover
M14A – Open Crate NXR5000
M14A – Open Crate NXR5800
M14A – Open Crate NXR7100
M14B – Totally Enclosed Crate NXR5000
M14B – Totally Enclosed Crate NXR5800
M14B – Totally Enclosed Crate NXR7100
M15A – Auxiliary N/P
M15B – Auxiliary N/P
M15D – Provide Original N/P
M15E – Mail N/P (Excludes CSA nameplates)
M15H – CSA Ordinary Location Nameplate(Excludes CSA nameplates)
M15I – Non-CSA Nameplate
M17 – Charcoal Gray Motor Paint
M17 – Industrial Gray Motor Paint
M17 – Black Motor Paint
M17 – Blue Motor Paint
M17 – Industrial Red Motor Paint
M17 – White Motor Paint
M17 – Traffic Yellow Motor Paint
M26A – Protection from Tropical Environment
M26C – Corrosion Treatment of Windings
M27B – Upgrade to IP55
M29J – Shaft Modification
M31D – Add Encoder
M32A – CSA C390 Method 1: (IEEE 112 Method B)
M32B – Witness CSA C390 Method 1: (IEEE 112 Method B)
M39C – Shaft Ground Brush (Non- Hazardous area only)
M39E – Division 2 Ground Probe
M41A – Provision for Vibration Detection (1/4-28)
M41B – Vibration Switch "Robert Shaw"
M41C – Velocity Transducer 1 each end B/N 9200
M41C – Velocity Transducer 2 each end B/N 9200
M41C – Velocity Transducer 3 each end B/N 9200
M41D – Accelerometer 1 each end B/N 33040
M41D – Accelerometer 2 each end B/N 33040
M41D – Accelerometer 3 each end B/N 33040
M43A – Smart Sensor
NEW! Shaft extension modifications
This new enhancement in MachSize will allow the user to select from predefined options to meet competitors shaft extension allowing drop in replacements.





NXR motors can now be configured online using ABB's MachSize tool.

The NXR product can be configured by using the modifications to meet the customers needs.
Your local Sales Channel can assist you with configuring and ordering your NXR motors.
Performance software and drawings can also be provided immediately using MachSize.
Short lead times for configured motors allow quick delivery to the customer
CSA certification – Class I Division 2 Hazardous area

Modifications are available for Above NEMA NXR 5000 – NXR 5800 – NXR 7100
Modification numbers are for reference only, features are selectable in the MachSize tool.

Three phase, totally enclosed, C-Face, foot mounted

1/4 thru 100 Hp

IP44*

Features:

- Locked DE bearing to allow mounting in any configuration
- 60 Hz designs with 50 Hz information on 2,4,6 pole 1-125 Hp ratings
- Suitable for inverter use per NEMA MG1 Part 31.4.4.2 unless note 38 is indicated
- Simple F1 to F2 conversion on cast iron frames
- Designed for longevity with a 3 year warranty on premium efficient Super-E® motors

Applications:

- Fans
- Pumps
- Blowers
- Conveyors
- Compressors
- Industrial machines
- Other general purpose applications

Hp	RPM	NEMA Frame	Enclosure	Catalog Number	List Price	Disc. Sym.	"C" Dim.	Aprx. Wt. (lb)	Full Load Efficiency	Voltage	Full Load Amps	Notes (a)
230/460 volts												
1/4	1800	56C	TENV	**CNM3454/35**	524	GE3	11.06	31	80	230/460	0.4	1, 30, 48
	1200	56C	TENV	**CNM3531**	666	GE3	11.06	31	68	208-230/460	0.5	13
1/3	3600	56C	TENV	**CNM3457**	385	GE3	10.25	21	72	208-230/460	0.7	30, 38
	1800	56C	TEFC	**CM3534**	335	GE3	11.35	21	68	230/460	0.8	13, 30, 38
1/2	3600	56C	TEFC	**CM3537**	392	GE3	11.35	20	68	230/460	1	12, 30, 38
	1800	56C	TEFC	**CM3538**	371	GE3	11.35	23	74	230/460	1	12, 30, 38
		56C	TENV	**CNM3538/35**	536	GE3	11.06	28	80	230/460	0.8	1, 30, 48
	1200	56C	TEFC	**CM3539**	612	GE3	11.35	23	72	230/460	1.2	12, 30, 38
		56C	TENV	**CNM3539**	654	GE3	12.06	40	78.5	230/460	1	30
3/4	3600	56C	TEFC	**CM3541**	428	GE3	11.35	22	74	230/460	1.3	12, 30, 38
	1800	56C	TEFC	**CM3542**	394	GE3	11.35	26	75.5	208-230/460	1.5	12, 38
		56C	TENV	**CNM3542**	481	GE3	11.06	31	78.5	230/460	1.4	30
	1200	56C	TEFC	**CM3543**	624	GE3	12.85	23	77	208-230/460	1.5	30, 38
1	3600	56C	TEFC	**CEM3545**	669	GE3	12.25	33	77	230/460	1.4	1, 12, 30
	1800	56C	TEFC	**CEM3546**	766	GE3	12.23	36	85.5	230/460	1.4	1, 30
		56C	TENV	**CENM3546**	766	GE3	11.06	38	85.5	230/460	1.5	30
		143TC	TEFC	**CEM3546T**	689	GE3	13.29	36	85.5	230/460	1.5	1, 30
		143TC	TEFC	**CEM3581T**	978	GE3	13.03	54	85.5	230/460	1.5	1, 30
	1200	56C	TEFC	**CEM3556**	874	GE3	13.23	41	82.5	230/460	1.8	30
		143TC	TEFC	**CEM3556T**	884	GE3	13.29	43	82.5	230/460	1.8	1, 30
1 1/2	3600	56C	TEFC	**CEM3550**	754	GE3	13.25	37	84	230/460	1.9	1, 30
		143TC	TEFC	**CEM3550T**	764	GE3	13.29	40	84	230/460	1.9	1, 30
		143TC	TEFC	**CEM3583T**	1,031	GE3	13.05	55	85.5	230/460	2	1, 30
	1800	145TC	TEFC	**CEM3554T**	762	GE3	13.29	42	86.5	230/460	2.2	1, 30
		145TC	TEFC	**CEM3584T**	1,012	GE3	13.03	60	86.5	230/460	2.3	1, 30
	1200	182TC	TEFC	**CEM3607T**	1,061	GE3	16.55	77	87.5	230/460	2.4	1, 30
2	3600	56C	TEFC	**CEM3555**	823	GE3	13.25	46	85.5	230/460	2.5	1, 30
		145TC	TEFC	**CEM3555T**	833	GE3	13.29	44	85.5	230/460	2.5	1, 30
		145TC	TEFC	**CEM3586T**	1,079	GE3	13.03	60	85.5	230/460	2.5	1, 30
	1800	56C	TEFC	**CEM3558**	895	GE3	13.23	46	86.5	230/460	2.9	1, 30
		145TC	TEFC	**CEM3558T**	804	GE3	14.17	46	86.5	230/460	2.9	1, 30
		145TC	TEFC	**CEM3587T**	1,058	GE3	13.03	62	86.5	230/460	2.9	1, 30
	1200	184TC	TEFC	**CEM3614T**	1,109	GE3	18.05	97	88.5	230/460	3.5	1, 30
		184TC	TEFC	**CEM3664T**	1,336	GE3	16.00	115	88.5	230/460	3.2	1, 30
3	3600	56C	TEFC	**CEM3559**	899	GE3	14.12	50	86.5	230/460	3.6	1, 30
		145TC	TEFC	**CEM3559T**	909	GE3	14.17	52	86.5	230/460	3.6	1, 30
		182TC	TEFC	**CEM3610T**	954	GE3	15.18	50	86.5	230/460	3.6	1, 30
		182TC	TEFC	**CEM3660T**	1,195	GE3	16.00	90	86.5	230/460	3.8	1, 30
	1800	182TC	TEFC	**CEM3611T**	854	GE3	16.55	75	89.5	230/460	4.2	1, 30
		182TC	TEFC	**CEM3661T**	1,226	GE3	16.00	104	89.5	230/460	4.1	1, 30
	1200	213TC	TEFC	**CEM3704T**	1,488	GE3	19.76	141	89.5	230/460	4.6	1, 30
		213TC	TEFC	**CEM3764T**	1,737	GE3	19.20	173	89.5	230/460	4.5	1, 30

(a) See notes on inside back flap.

Cast iron frame

*IP54 when Drain Fitting Kit #HA5027A03 is installed in the weep holes (48 thru 256T frame motors only)

Three phase, totally enclosed, C-Face, foot mounted

Hp	RPM	NEMA Frame	Enclosure	Catalog Number	List Price	Disc. Sym.	"C" Dim.	Aprx. Wt. (lb)	Full Load Efficiency	Voltage	Full Load Amps	Notes (a)
230/460 volts (continued)												
5	3600	184TC	TEFC	**CEM3613T**	1,050	GE3	16.55	78	88.5	230/460	5.9	1, 30
		184TC	TEFC	**CEM3663T**	1,448	GE3	16.00	99	88.5	230/460	5.8	1, 30
	1800	184TC	TEFC	**CEM3615T**	880	GE3	18.05	93	89.5	230/460	6.7	1, 30
		184TC	TEFC	**CEM3665T**	1,252	GE3	16.00	114	89.5	230/460	6.6	1, 30
	1200	215TC	TEFC	**CEM3708T**	1,663	GE3	20.51	161	89.5	230/460	7.3	1, 30
		215TC	TEFC	**CEM3768T**	1,984	GE3	19.20	190	89.5	230/460	7.4	1, 30
7 1/2	3600	184TC	TEFC	**CEM3616T**	1,362	GE3	18.05	101	89.5	230/460	8.4	1, 30
		213TC	TEFC	**CEM3709T**	1,604	GE3	18.63	120	89.5	230/460	9	1, 30
		213TC	TEFC	**CEM3769T**	1,757	GE3	19.20	155	89.5	230/460	9	1, 30
	1800	213TC	TEFC	**CEM3710T**	1,301	GE3	19.76	134	91.7	230/460	9.4	1, 30
		213TC	TEFC	**CEM3770T**	1,700	GE3	19.20	170	91.7	230/460	9.5	1, 30
10	3600	215TC	TEFC	**CEM3711T**	1,624	GE3	18.63	121	90.2	230/460	11.8	1, 30
		215TC	TEFC	**CEM3771T**	2,026	GE3	19.20	182	90.2	230/460	11.8	1, 30
	1800	215TC	TEFC	**CEM3714T**	1,452	GE3	21.26	165	91.7	230/460	12	1, 30
		215TC	TEFC	**CEM3774T**	1,883	GE3	19.20	195	91.7	230/460	12.2	1, 30
15	3600	215TC	TEFC	**CEM3713T**	2,234	GE3	21.26	182	91	230/460	17	1, 30
		254TC	TEFC	**CEM2394T**	3,103	GE3	23.78	250	91	230/460	17.5	1, 30
	1800	254TC	TEFC	**CEM2333T**	2,564	GE3	23.78	269	92.4	230/460	18.1	1, 30
20	3600	256TC	TEFC	**CEM4106T**	3,349	GE3	23.78	265	91	230/460	23	1, 30
	1800	256TC	TEFC	**CEM2334T**	3,379	GE3	23.78	298	93	230/460	24	1, 30
25	3600	284TSC	TEFC	**CEM4107T**	4,383	GE3	24.71	346	91.7	230/460	29	1, 30
	1800	284TC	TEFC	**CEM4103T**	4,431	GE3	27.76	400	93.6	230/460	30	1, 30
30	3600	286TSC	TEFC	**CEM4108T**	5,062	GE3	26.39	389	91.7	230/460	33	1, 30
	1800	286TC	TEFC	**CEM4104T**	5,112	GE3	27.76	425	93.6	230/460	38	1, 30
40	3600	324TSC	TEFC	**CEM4109T**	6,770	GE3	28.78	600	92.4	230/460	46	1, 30
	1800	324TC	TEFC	**CEM4110T**	6,566	GE3	30.28	590	94.1	230/460	48	1, 30
50	3600	326TSC	TEFC	**CEM4114T**	7,322	GE3	28.78	591	93	230/460	56	1, 30
	1800	326TC	TEFC	**CEM4115T**	7,092	GE3	30.28	585	94.5	230/460	58	1, 30
60	3600	364TSC	TEFC	**CEM4310T**	10,003	GE3	31.31	830	93.6	230/460	67.3	1
	1800	364TC	TEFC	**CEM4314T**	9,890	GE3	33.44	915	95	230/460	68	1, 30
75	3600	365TSC	TEFC	**CEM4313T**	11,478	GE3	31.31	905	93.6	230/460	83.4	1
	1800	365TC	TEFC	**CEM4316T**	11,400	GE3	33.44	907	95.4	230/460	84.9	1, 30
100	1800	405TC	TEFC	**CEM4400T**	14,166	GE3	38.32	1360	95.4	230/460	112	1
200 volts												
1/2	1800	56C	TEFC	**CM3538-8**	473	GE3	11.35	23	74	200	2.2	12, 38
1	1800	56C	TEFC	**CEM3546-8**	766	GE3	12.23	38	85.5	200	3.5	1
575 volts												
1/3	1800	56C	TEFC	**CM3534-5**	335	GE3	11.35	21	68	575	0.6	13, 38
1/2	1800	56C	TEFC	**CM3538-5**	371	GE3	11.35	23	74	575	0.8	12, 38
3/4	1800	56C	TEFC	**CM3542-5**	394	GE3	11.35	26	75.5	575	1.2	12, 38
1	1800	56C	TEFC	**CEM3546-5**	766	GE3	12.23	38	85.5	575	1.2	1
		143TC	TEFC	**CEM3546T-5**	689	GE3	13.29	37	85.5	575	1.2	1
		143TC	TEFC	**CEM3581T-5**	978	GE3	13.03	54	85.5	575	1.2	1
1 1/2	3600	143TC	TEFC	**CEM3583T-5**	1,031	GE3	13.03	54	84	575	1.5	1
	1800	56C	TEFC	**CEM3554-5**	848	GE3	13.23	41	86.5	575	1.8	1
		145TC	TEFC	**CEM3554T-5**	762	GE3	13.29	42	86.5	575	1.8	1
		145TC	TEFC	**CEM3584T-5**	1,012	GE3	13.03	63	86.5	575	1.8	1
2	3600	145TC	TEFC	**CEM3586T-5**	1,079	GE3	13.05	60	86.5	575	2	1
	1800	56C	TEFC	**CEM3558-5**	895	GE3	13.23	45	86.5	575	2.3	1
		145TC	TEFC	**CEM3558T-5**	804	GE3	13.29	47	86.5	575	2.3	1
		145TC	TEFC	**CEM3587T-5**	1,058	GE3	13.03	61	86.5	575	2.3	1
3	3600	145TC	TEFC	**CEM3559T-5**	909	GE3	14.17	52	86.5	575	2.9	1
		182TC	TEFC	**CEM3610T-5**	954	GE3	16.53	58	86.5	575	2.9	1
		182TC	TEFC	**CEM3660T-5**	1,195	GE3	16.00	89	86.5	575	3	1
	1800	182TC	TEFC	**CEM3611T-5**	854	GE3	16.55	75	89.5	575	3.3	1
		182TC	TEFC	**CEM3661T-5**	1,226	GE3	16.00	102	89.5	575	3.3	1

(a) See notes on inside back flap.
Cast iron frame
*IP54 when Drain Fitting Kit #HA5027A03 is installed in the weep holes (48 thru 256T frame motors only)

Three phase, totally enclosed, C-Face, foot mounted

Hp	RPM	NEMA Frame	Enclosure	Catalog Number	List Price	Disc. Sym.	"C" Dim.	Aprx. Wt. (lb)	Full Load Efficiency	Voltage	Full Load Amps	Notes (a)
575 volts (continued)												
5	3600	184TC	TEFC	**CEM3613T-5**	1,050	GE3	16.55	78	88.5	575	4.7	1
		184TC	TEFC	**CEM3663T-5**	1,448	GE3	16.00	99	88.5	575	4.7	1
	1800	184TC	TEFC	**CEM3615T-5**	880	GE3	18.05	93	89.5	575	5.3	1
		184TC	TEFC	**CEM3665T-5**	1,252	GE3	16.00	113	89.5	575	5.3	1
7 1/2	3600	213TC	TEFC	**CEM3769T-5**	1,757	GE3	19.20	179	89.5	575	7.4	1
	1800	213TC	TEFC	**CEM3710T-5**	1,301	GE3	19.76	129	91.7	575	7.6	1
		213TC	TEFC	**CEM3770T-5**	1,700	GE3	19.20	170	91.7	575	7.5	1
10	3600	215TC	TEFC	**CEM3711T-5**	1,624	GE3	18.63	123	90.2	575	9.5	1
		215TC	TEFC	**CEM3771T-5**	2,026	GE3	19.20	182	90.2	575	9.3	1
	1800	215TC	TEFC	**CEM3714T-5**	1,452	GE3	21.26	165	91.7	575	9.6	1
		215TC	TEFC	**CEM3774T-5**	1,883	GE3	19.20	231	91.7	575	9.8	1
15	3600	215TC	TEFC	**CEM3713T-5**	2,234	GE3	21.26	169	91	575	13.6	1
	1800	254TC	TEFC	**CEM2333T-5**	2,564	GE3	23.78	263	92.4	575	14.6	1
20	3600	256TC	TEFC	**CEM4106T-5**	3,349	GE3	23.80	280	91	575	18	1
	1800	256TC	TEFC	**CEM2334T-5**	3,379	GE3	23.78	289	93	575	19.2	1
25	1800	284TC	TEFC	**CEM4103T-5**	4,431	GE3	27.76	401	93.6	575	24	1
30	1800	286TC	TEFC	**CEM4104T-5**	5,112	GE3	27.76	449	93.6	575	31	1

(a) See notes on inside back flap.
Cast iron frame
Red catalog number indicates **NEW** product.
Custom induction motors available up to 30,000 Hp.
Contact your sales representative for additional information.
*IP54 when Drain Fitting Kit #HA5027A03 is installed in the weep holes (48 thru 256T frame motors only)

Three phase, totally enclosed, C-Face, footless

1/4 thru 30 Hp

IP44*

Features:

- Footless design reduces weight and improves safety
- Locked DE bearing to allow mounting in any configuration
- 60 Hz designs with 50 Hz information on 2,4,6 pole 1-125 Hp ratings
- Suitable for inverter use per NEMA MG1 Part 31.4.4.2 unless note 38 is indicated
- Designed for longevity with a 3 year warranty on premium efficient Super-E® motors

Applications:

- Fans
- Pumps
- Blowers
- Conveyors
- Compressors
- Industrial machines
- Other general purpose applications

Hp	RPM	NEMA Frame	Enclosure	Catalog Number	List Price	Disc. Sym.	"C" Dim.	Aprx. Wt. (lb)	Full Load Efficiency	Voltage	Full Load Amps	Notes (a)
230/460 volts												
1/4	1800	56C	TENV	**KENM3454**	513	GE3	11.06	26	80	230/460	0.4	30
		56C	TEFC	**KM3454**	329	GE3	11.35	19	64	230/460	0.7	12, 30, 38
		56C	TENV	**KNM3454**	348	GE3	10.25	18	64	208-230/460	0.7	2, 20, 30, 38
	1200	56C	TEFC	**VM3531**	503	GE3	11.35	20	68	230/460	0.7	13, 30, 38
1/3	3600	56C	TENV	**KM3457**	336	GE3	10.25	20	72	230/460	0.7	13, 30, 38
		56C	TENV	**KNM3457/35**	541	GE3	11.07	29	78.5	230/460	0.5	1, 13, 30, 48
	1800	56C	TENV	**KENM3534**	566	GE3	11.06	33	80	230/460	0.6	1, 30, 48
		56C	TENV	**KNM3534**	385	GE3	10.25	23	70	208-230/460	0.7	2, 30, 38
		56C	TEFC	**VM3534**	356	GE3	11.35	21	68	230/460	0.8	13, 30, 38
	1200	56C	TENV	**KENM3535**	832	GE3	11.06	35	81.5	230/460	0.6	1, 30, 48
		56C	TEFC	**VM3535**	565	GE3	11.35	22	70	230/460	0.9	13, 30, 38
1/2	3600	56C	TEFC	**VM3537**	386	GE3	11.35	20	68	230/460	1	12, 30, 38
		56C	TENV	**VNM3537**	543	GE3	11.06	32	77	230/460	0.8	1, 12, 48
	1800	56C	TEFC	**VEM3538**	617	GE3	12.23	31	82.5	230/460	0.8	1, 12, 30, 48
		56C	TENV	**VENM3538**	641	GE3	11.06	32	84	230/460	0.9	30
		56C	TEFC	**VM3538**	408	GE3	11.35	23	74	230/460	1	12, 30, 38
		56C	TENV	**VNM3538**	444	GE3	10.25	22	74	208-230/460	1	2, 20, 30, 38
	1200	56C	TEFC	**VM3539**	606	GE3	11.35	24	72	230/460	1.2	12, 30, 38
3/4	3600	56C	TEFC	**VM3541**	422	GE3	11.35	21	74	230/460	1.3	12, 30, 38
		56C	TENV	**VNM3541**	580	GE3	11.06	36	84	208-230/460	1	12, 30, 48
	1800	56C	TEFC	**VEM3542**	655	GE3	12.23	35	84	230/460	1.1	1, 12, 30
		56C	TENV	**VENM3542**	700	GE3	11.06	33	84	230/460	1.1	1, 30, 48
		56C	TEFC	**VM3542**	434	GE3	11.35	26	75.5	208-230/460	1.5	12, 30, 38
		56C	TENV	**VNM3542**	450	GE3	11.75	31	75	230/460	1.3	12, 30, 38
	1200	56C	TEFC	**VM3543**	620	GE3	12.85	32	77	208-230/460	1.5	30, 38
		143TC	TEFC	**VM3543T**	620	GE3	13.41	33	77	208-230/460	1.5	30, 38
1	3600	56C	TEFC	**VEM3545**	669	GE3	12.24	32	77	230/460	1.4	1, 12, 30
	1800	56C	TEFC	**VEM3546**	680	GE3	12.23	36	85.5	230/460	1.5	1, 30
		56C	TEFC	**VEM3581**	978	GE3	12.47	52	85.5	230/460	1.5	1, 30
		56C	TENV	**VENM3546**	766	GE3	11.06	38	85.5	230/460	1.5	1, 30
		143TC	TEFC	**VEM3546T**	689	GE3	12.29	36	85.5	230/460	1.5	1, 30
		143TC	TEFC	**VEM3581T**	978	GE3	13.03	54	85.5	230/460	1.5	1, 30
		143TC	TENV	**VENM3546T**	776	GE3	12.12	40	85.5	230/460	1.5	1, 30, 48
		143TC	TENV	**VENM3581T**	978	GE3	11.36	56	85.5	230/460	1.5	1, 30, 48
	1200	56C	TEFC	**VEM3556**	874	GE3	13.23	43	82.5	230/460	1.8	1, 30
		145TC	TEFC	**VEM3556T**	884	GE3	13.29	41	82.5	230/460	1.8	1, 30
1 1/2	3600	56C	TEFC	**VEM3550**	754	GE3	12.24	35	84	230/460	1.9	1, 30
		143TC	TEFC	**VEM3550T**	764	GE3	12.29	38	84	230/460	1.9	30
	1800	56C	TEFC	**VEM3554**	753	GE3	13.23	42	86.5	230/460	2.2	1, 30
		145TC	TEFC	**VEM3554T**	762	GE3	13.29	41	86.5	230/460	2.2	1, 30
		145TC	TEFC	**VEM3584T**	1,012	GE3	13.03	60	86.5	230/460	2.3	1, 30
	1200	56C	TEFC	**VEM3557**	903	GE3	15.62	72	87.5	230/460	2.4	1, 30
		145TC	TEFC	**VEM3557T**	913	GE3	15.68	72	87.5	230/460	2.4	1, 30

(a) See notes on inside back flap.

Cast iron frame *IP54 when Drain Fitting Kit #HA5027A03 is installed in the weep holes (48 thru 256T frame motors only)

Three phase, totally enclosed, C-Face, footless

Hp	RPM	NEMA Frame	Enclosure	Catalog Number	List Price	Disc. Sym.	"C" Dim.	Aprx. Wt. (lb)	Full Load Efficiency	Voltage	Full Load Amps	Notes (a)
230/460 volts (continued)												
2	3600	56C	TEFC	**VEM3555**	823	GE3	13.24	43	85.5	230/460	2.5	1
		143TC	TEFC	**VEM3555T**	833	GE3	12.29	41	85.5	230/460	2.5	1
	1800	56C	TEFC	**VEM3558**	795	GE3	13.23	46	86.5	230/460	2.9	1, 30
		145TC	TEFC	**VEM3558T**	804	GE3	12.29	47	86.5	230/460	2.9	1, 30
		145TC	TEFC	**VEM3587T**	1,058	GE3	13.03	59	86.5	230/460	2.9	1, 30
	1200	184TC	TEFC	**VEM3614T**	1,109	GE3	18.05	91	88.5	230/460	3.3	1, 30
		184TC	TEFC	**VEM3664T**	1,336	GE3	15.98	113	88.5	230/460	3.2	1, 30
3	3600	56C	TEFC	**VEM3559**	899	GE3	14.10	50	86.5	230/460	3.6	1, 30
		145TC	TEFC	**VEM3559T**	909	GE3	14.17	50	86.5	230/460	3.6	1, 30
		182TC	TEFC	**VEM3610T**	954	GE3	15.18	50	86.5	230/460	3.6	1, 30
	1800	56C	TEFC	**VEM3561**	868	GE3	15.62	70	89.5	230/460	4.2	1, 30
		145TC	TEFC	**VEM3561T**	878	GE3	15.68	70	89.5	230/460	4.2	1, 30
		182TC	TEFC	**VEM3611T**	854	GE3	16.55	73	89.5	230/460	4.2	1, 30
		182TC	TEFC	**VEM3661T**	1,226	GE3	16.00	98	89.5	230/460	4.1	1, 30
	1200	213TC	TEFC	**VEM3704T**	1,488	GE3	19.76	132	89.5	230/460	4.6	1, 30
5	3600	184TC	TEFC	**VEM3613T**	1,050	GE3	16.55	75	88.5	230/460	5.9	1, 30
		184TC	TEFC	**VEM3663T**	1,448	GE3	15.98	99	88.5	230/460	6.3	1, 30
	1800	184TC	TEFC	**VEM3615T**	880	GE3	18.05	88	89.5	230/460	6.7	1, 30
		184TC	TEFC	**VEM3665T**	1,252	GE3	16.00	109	89.5	230/460	6.6	1, 30
	1200	215TC	TEFC	**VEM3708T**	1,663	GE3	21.26	149	90.2	230/460	7.4	8, 30
7 1/2	3600	184TC	TEFC	**VEM3616T**	1,362	GE3	18.05	96	89.5	230/460	8.1	1, 30
		213TC	TEFC	**VEM3709T**	1,604	GE3	18.56	96	89.5	230/460	8.1	1, 30
	1800	213TC	TEFC	**VEM3710T**	1,465	GE3	19.76	129	91.7	230/460	9.4	1, 30
		213TC	TEFC	**VEM3770T**	1,700	GE3	19.20	170	91.7	230/460	9.5	1, 30
10	3600	215TC	TEFC	**VEM3711T**	1,624	GE3	18.63	125	90.2	230/460	12.1	1, 30
	1800	215TC	TEFC	**VEM3714T**	1,636	GE3	21.26	165	91.7	230/460	12	1, 30
		215TC	TEFC	**VEM3774T**	1,883	GE3	19.20	197	91.7	230/460	12.2	1, 30
	1200	256TC	TEFC	**VEM2332T**	3,492	GE3	23.80	322	91	230/460	14.1	1, 30
15	3600	215TC	TEFC	**VEM3713T**	2,234	GE3	20.51	170	91	230/460	17	1, 30
		254TC	TEFC	**VEM2394T**	3,103	GE3	20.32	225	91	230/460	16.9	1, 30
	1800	254TC	TEFC	**VEM2333T**	2,889	GE3	23.80	268	92.4	230/460	18.1	1, 30
20	3600	256TC	TEFC	**VEM4106T**	3,349	GE3	23.80	229	91	230/460	23	1, 30
	1800	256TC	TEFC	**VEM2334T**	3,379	GE3	23.80	303	93	230/460	24	1, 30
25	3600	284TSC	TEFC	**VEM4107T**	4,383	GE3	22.40	283	91.7	230/460	29	1, 30
	1800	284TC	TEFC	**VEM4103T**	4,431	GE3	27.76	425	93.6	230/460	30	1, 30
30	3600	286TSC	TEFC	**VEM4108T**	5,062	GE3	22.40	299	91.7	230/460	68	1, 30
	1800	286TC	TEFC	**VEM4104T**	5,112	GE3	27.76	286	93.6	230/460	38	1, 30
575 volts												
1/3	1800	56C	TEFC	**VM3534-5**	356	GE3	11.35	21	68	575	0.6	13, 38
1/2	3600	56C	TEFC	**VM3537-5**	386	GE3	11.35	19	68	575	0.8	12, 38
		56C	TEFC	**VEM3538-5**	617	GE3	12.23	32	82.5	575	.6	12
	1800	56C	TEFC	**VM3538-5**	408	GE3	11.35	22	74	575	0.8	12, 38
3/4	3600	56C	TEFC	**VM3541-5**	422	GE3	11.35	21	74	575	1	12, 38
		56C	TEFC	**VEM3542-5**	655	GE3	12.23	33	84	575	.9	12
	1800	56C	TEFC	**VM3542-5**	434	GE3	11.35	26	75.5	575	1.2	12, 38
1	3600	56C	TEFC	**VEM3545-5**	669	GE3	11.97	27	77	575	1.2	1, 12
	1800	56C	TEFC	**VEM3546-5**	680	GE3	12.23	35	85.5	575	1.2	1
		143TC	TEFC	**VEM3546T-5**	689	GE3	12.29	36	85.5	575	1.2	1
		143TC	TEFC	**VEM3581T-5**	978	GE3	13.03	53	85.5	575	1.2	1
1 1/2	3600	56C	TEFC	**VEM3550-5**	754	GE3	12.23	38	84	575	1.5	1
		143TC	TEFC	**VEM3550T-5**	764	GE3	12.29	35	84	575	1.5	1
	1800	56C	TEFC	**VEM3554-5**	753	GE3	14.10	50	88.5	575	1.7	1
		145TC	TEFC	**VEM3554T-5**	762	GE3	13.29	41	86.5	575	1.8	1
		145TC	TEFC	**VEM3584T-5**	1,012	GE3	13.03	58	86.5	575	1.8	1
2	3600	56C	TEFC	**VEM3555-5**	823	GE3	13.23	41	85.5	575	2	1
	1800	56C	TEFC	**VEM3558-5**	795	GE3	13.23	45	86.5	575	2.3	1
		145TC	TEFC	**VEM3558T-5**	804	GE3	13.29	46	86.5	575	2.3	1
		145TC	TEFC	**VEM3587T-5**	1,058	GE3	13.03	60	86.5	575	2.3	1

(a) See notes on inside back flap.
Cast iron frame **Red** catalog number indicates **NEW** product.
*IP54 when Drain Fitting Kit #HA5027A03 is installed in the weep holes (48 thru 256T frame motors only)

Three phase, totally enclosed, C-Face, footless

Hp	RPM	NEMA Frame	Enclosure	Catalog Number	List Price	Disc. Sym.	"C" Dim.	Aprx. Wt. (lb)	Full Load Efficiency	Voltage	Full Load Amps	Notes (a)
575 volts (continued)												
3	3600	56C	TEFC	**VEM3559-5**	899	GE3	14.10	50	86.5	575	2.9	1
		182TC	TEFC	**VEM3610T-5**	954	GE3	15.18	53	86.5	575	2.9	1
	1800	182TC	TEFC	**VEM3611T-5**	854	GE3	16.55	71	89.5	575	3.3	1
		182TC	TEFC	**VEM3661T-5**	1,226	GE3	16.00	98	89.5	575	3.3	1
5	3600	184TC	TEFC	**VEM3613T-5**	1,050	GE3	16.55	74	88.5	575	4.7	1
	1800	184TC	TEFC	**VEM3615T-5**	880	GE3	18.05	88	89.5	575	5.3	1
		184TC	TEFC	**VEM3665T-5**	1,252	GE3	16.00	110	89.5	575	5.3	1
7 1/2	3600	213TC	TEFC	**VEM3709T-5**	1,604	GE3	19.28	101	89.5	575	6.8	1
	1800	213TC	TEFC	**VEM3710T-5**	1,465	GE3	19.76	123	91.7	575	7.6	1
		213TC	TEFC	**VEM3770T-5**	1,700	GE3	19.20	170	91.7	575	7.5	1
10	3600	215TC	TEFC	**VEM3711T-5**	1,624	GE3	18.63	118	90.2	575	9.5	1
	1800	215TC	TEFC	**VEM3714T-5**	1,636	GE3	21.26	165	91.7	575	9.6	1
		215TC	TEFC	**VEM3774T-5**	1,883	GE3	19.20	231	91.7	575	9.8	1
15	3600	215TC	TEFC	**VEM3713T-5**	2,234	GE3	21.26	169	91	575	13.6	1
	1800	254TC	TEFC	**VEM2333T-5**	2,889	GE3	23.80	266	92.4	575	14.6	1
20	1800	256TC	TEFC	**VEM2334T-5**	3,379	GE3	23.80	296	93	575	19.2	1

(a) See notes on inside back flap.
Cast iron frame
Custom induction motors available up to 30,000 Hp.
Contact your sales representative for additional information.
*IP54 when Drain Fitting Kit #HA5027A03 is installed in the weep holes (48 thru 256T frame motors only)

Three phase, open drip proof, foot mounted

1/4 thru 450 Hp

IP22

Features:

- Suitable for inverter use per NEMA MG1 part 31.4.4.2 unless note 38 is indicated
- 60 Hz designs with 50 Hz information on 2,4,6 pole 1-125 Hp ratings
- Designed for longevity with a 3 year warranty on premium efficient Super-E® motors
- Optimized airflow design providing higher horsepower in a smaller package

Applications:

- Fans
- Pumps
- Blowers
- Conveyors
- Compressors
- Industrial machines
- Other general purpose applications

Hp	RPM	NEMA Frame	Catalog Number	List Price	Disc. Sym.	"C" Dim.	Aprx. Wt. (lb)	Full Load Efficiency	Voltage	Full Load Amps	Notes (a)
230/460 volts											
1/4	1800	48	**EM30003**	427	G03	9.62	21	69.5	230/460	0.5	13, 15, 30, 38
	1200	48	**EM30004**	472	G03	9.13	24	67.5	230/460	0.7	13, 15, 30, 38
		56	**EM31101**	472	G03	10.25	24	67.5	230/460	0.7	13, 15, 30, 38
1/3	3600	48	**EM30006**	448	G03	9.62	22	69.5	230/460	0.6	13, 15, 30, 38
	1800	48	**EM30007**	451	G03	9.13	24	73.4	230/460	0.7	13, 15, 30, 38
		56	**EM31104**	451	G03	10.25	24	73.4	230/460	0.7	13, 15, 30, 38
	1200	48	**EM30008**	494	G03	9.75	27	71.4	230/460	0.9	13, 15, 30, 38
		56	**EM31105**	494	G03	10.88	27	71.4	230/460	0.9	13, 15, 30, 38
1/2	3600	48	**EM30009**	482	G03	9.62	24	73.4	230/460	0.8	12, 15, 30, 38
		56	**EM31107**	482	G03	10.25	24	73.4	230/460	0.8	12, 15, 30, 38
	1800	48	**EM30010**	497	G03	11.12	31	78.2	230/460	0.8	12, 15, 30, 38
		56	**EM31108**	497	G03	11.75	31	78.2	230/460	0.8	12, 15, 30, 38
		56	**EM31108A**	564	G03	11.75	31	78.2	230/460	0.8	12, 15, 30, 38
	1200	48	**EM30011**	543	G03	10.63	34	75.3	230/460	1	12, 15, 30, 38
		56	**EM31109**	543	G03	11.75	34	75.3	230/460	1	12, 15, 30, 38
	900	56	**M3160**	825	G03	12.07	38	70	230/460	1.3	
3/4	3600	48	**EM30012**	480	G03	9.13	22	76.8	230/460	1.2	12, 15, 30, 38
		56	**EM31111**	480	G03	10.25	24	76.8	230/460	1.2	12, 15, 30, 38
	1800	56	**EM31112**	547	G03	11.07	32	81.1	230/460	1	12, 15, 30
		56	**EM31112A**	614	G03	11.07	32	81.1	208-230/460	1	12, 15
	1200	56	**EM31153**	668	G03	12.07	39	81.7	230/460	1.3	1, 15, 30
		143T	**M3153T**	586	G03	12.32	33	77	230/460	1.5	30, 38
1	3600	56	**EM31115**	492	G03	10.88	27	77	230/460	1.6	12, 15, 30, 38
	1800	56	**EM31116**	576	G03	11.07	29	83.5	230/460	1.5	1, 15, 30
		56	**EM31116A**	603	G03	11.07	29	85.5	230/460	1.5	1, 15, 30
		143T	**EM3116T**	631	G03	11.12	34	85.5	230/460	1.5	1, 30
	1200	56H	**EM31156**	842	G03	11.75	41	82.5	230/460	1.8	1, 15, 30
		145T	**EM3156T**	727	G03	11.62	36	82.5	230/460	1.8	1, 30
	900	182T	**EM3216T**	1,192	G03	15.00	65	75.5	230/460	2.1	1, 30
1 1/2	3600	56	**EM31120**	508	G03	11.07	34	84	230/460	2	1, 15, 30
		143T	**EM3120T**	612	G03	11.12	33	84	230/460	2	1, 30
	1800	56	**EM31154**	631	G03	12.07	36	86.5	230/460	2.2	1, 15, 30
		56	**EM31154A**	698	G03	12.07	41	86.5	230/460	2.2	1, 15, 30
		145T	**EM3154T**	660	G03	11.62	37	86.5	230/460	2.2	1, 30
	1200	56H	**EM31159**	810	G03	14.00	54	84	230/460	2.6	1, 15, 30
		182T	**EM3207T**	851	G03	15.00	66	86.5	230/460	2.5	1, 30
	900	184T	**EM3220T**	1,448	G03	16.50	82	78.5	230/460	3	1, 30
2	3600	56	**EM31155**	572	G03	12.07	43	85.5	230/460	2.6	1, 15, 30
		143T	**EM3155T**	718	G03	11.62	41	85.5	230/460	2.5	1, 30
	1800	145T	**EM3157TA**	876	G03	12.13	44	86.5	230/460	2.9	1, 30
		56H	**EM31157**	662	G03	12.63	45	86.5	230/460	3	1, 15, 30
		145T	**EM3157T**	707	G03	12.12	40	86.5	230/460	2.9	1, 30
	1200	184T	**EM3215T**	870	G03	16.50	79	87.5	230/460	3.4	1, 30
	900	213T	**EM3303T**	1,788	G03	17.45	111	86.5	230/460	3.5	1, 30

(a) See notes on inside back flap.
Red catalog number indicates **NEW** product.

Three phase, open drip proof, foot mounted

Hp	RPM	NEMA Frame	Catalog Number	List Price	Disc. Sym.	"C" Dim.	Aprx. Wt. (lb)	Full Load Efficiency	Voltage	Full Load Amps	Notes (a)
230/460 volts (continued)											
3	3600	56H	**EM31158**	641	G03	11.75	50	85.5	230/460	3.8	1, 15, 30
		145T	**EM3158T**	727	G03	13.00	46	85.5	230/460	3.8	1, 30
	1800	182T	**EM3211T**	762	G03	15.00	69	89.5	230/460	4.2	1, 30
		182T	**EM3211TA**	938	G03	15.00	65	89.5	230/460	4.4	1, 30
	1200	213T	**EM3305T**	1,107	G03	16.32	119	88.5	230/460	4.5	1, 30
5	3600	182T	**EM3212T**	794	G03	13.62	61	86.5	230/460	6	1, 30
	1800	184T	**EM3218T**	835	G03	16.50	84	89.5	230/460	6.6	1, 30
		184T	**EM3218TA**	1,020	G03	16.50	84	89.5	230/460	6.6	1, 30
	1200	215T	**EM3309T**	1,451	G03	17.45	139	89.5	230/460	7.4	1, 30
	900	254T	**EM2504T**	2,879	G03	23.19	240	88.5	230/460	7.6	1, 30
7 1/2	3600	184T	**EM3219T**	1,259	G03	15.00	74	88.5	230/460	8.6	1, 30
	1800	213T	**EM3311T**	1,226	G03	16.32	115	91	230/460	9.7	1, 30
	1200	254T	**EM2506T**	1,739	G03	23.19	239	90.2	230/460	11	1, 30
	900	256T	**EM2508T**	3,603	G03	23.19	260	89.5	230/460	11.7	1, 30
10	3600	213T	**EM3312T**	1,440	G03	16.32	121	89.5	230/460	12	1, 30
	1800	215T	**EM3313T**	1,484	G03	17.45	128	91.7	230/460	12.5	1, 30
	1200	256T	**EM2511T**	2,263	G03	23.19	255	91.7	230/460	14.3	1, 30
15	3600	215T	**EM3314T**	2,045	G03	16.32	124	90.2	230/460	17.5	1, 30
	1800	254T	**EM2513T**	2,101	G03	21.69	211	93	230/460	17.7	1, 30
		254T	**EM2513T-CI**	2,253	G03	20.63	238	93	230/460	17.8	1, 30
	1200	284T	**EM2524T**	3,051	G03	23.81	278	91.7	230/460	20.5	1, 30
20	3600	254T	**EM2514T**	2,402	G03	21.69	191	91	230/460	23.5	1, 30
	1800	256T	**EM2515T**	2,597	G03	21.69	225	93	230/460	23.5	1, 30
		256T	**EM2515T-12**	2,943	G03	21.69	225	93	230/460	23.5	1, 25, 30
		256T	**EM2515T-CI**	2,831	G03	22.38	281	93	230/460	24	1, 30
	1200	286T	**EM2528T**	3,713	G03	23.81	302	92.4	230/460	27	1, 30
25	3600	256T	**EM2516T**	2,884	G03	21.69	222	91.7	230/460	28	1, 30
	1800	284T	**EM2531T**	3,166	G03	25.06	331	93.6	230/460	30	1, 30
		284T	**EM2531T-12**	3,715	G03	25.06	307	93.6	230/460	30	1, 25, 30
		284T	**EM2531T-CI**	3,451	G03	23.44	382	93.6	230/460	31	1, 30
	1200	324T	**EM2532T**	4,485	G03	27.69	411	93	230/460	34	1, 30
30	3600	284TS	**EM2534T**	3,404	G03	22.44	308	91.7	230/460	35	1, 30
	1800	286T	**EM2535T**	3,462	G03	25.06	335	94.1	230/460	35	1, 30
		286T	**EM2535T-12**	4,011	G03	25.06	339	94.1	230/460	35	1, 25, 30
		286T	**EM2535T-CI**	3,773	G03	24.94	240	94.1	230/460	35	1, 30
	1200	326T	**EM2536T**	4,678	G03	28.69	380	93.6	230/460	38	1, 30
40	3600	286TS	**EM2538T**	4,385	G03	22.44	329	92.4	230/460	46	1, 30
		286TS	**EM2538T-CI**	4,780	G03	23.57	402	92.4	230/460	46	1, 30
	1800	324T	**EM2539T**	4,516	G03	27.19	396	94.1	230/460	49	1, 30
		324T	**EM2539T-12**	5,367	G03	27.19	397	94.1	230/460	47	1, 25, 30
		324T	**EM2539T-CI**	4,923	G03	26.13	538	94.1	230/460	46	1, 30
	1200	364T	**EM2540T**	6,327	G03	29.81	598	94.1	230/460	51	1, 30
		364T	**EM2540T-CI**	6,664	G03	29.70	801	94.1	230/460	49.4	1, 30
50	3600	324TS	**EM2542T**	4,776	G03	25.69	394	93	230/460	56	1, 30
		324TS	**EM2542T-CI**	5,416	G03	24.62	548	93	230/460	56	1, 30
	1800	326T	**EM2543T**	4,983	G03	27.69	467	94.5	230/460	57	1, 30
		326T	**EM2543T-12**	5,834	G03	27.69	468	94.5	230/460	61	1, 25, 30
		326T	**EM2543T-CI**	5,433	G03	27.63	570	94.5	230/460	57	1, 30
		326TS	**EM2543TS-12**	5,834	G03	26.19	469	94.5	230/460	61	1, 25, 30
	1200	365T	**EM2544T**	7,641	G03	33.72	762	94.1	230/460	62	1, 30
		365T	**EM2544T-CI**	8,068	G03	29.70	722	94.1	230/460	60.3	1, 30
60	3600	326TS	**EM2546T**	6,043	G03	25.19	458	93.6	230/460	68	1, 30
	1800	364T	**EM2547T**	6,274	G03	30.69	615	95	230/460	68	1, 30
		364T	**EM2547T-12**	7,612	G03	30.69	620	95	230/460	68	1, 25, 30
		364T	**EM2547T-CI**	6,838	G03	29.70	745	95	230/460	69.5	1, 30
		364TS	**EM2547TS-12**	7,612	G03	28.56	613	95	230/460	68	1, 25, 30
	1200	404T	**EM2548T**	9,413	G03	34.47	888	94.5	230/460	76	1, 30
		404T	**EM2548T-4CI**	10,242	G03	34.00	1009	95	460	70.4	1

(a) See notes on inside back flap.
Cast iron frame

Three phase, open drip proof, foot mounted

Hp	RPM	NEMA Frame	Catalog Number	List Price	Disc. Sym.	"C" Dim.	Aprx. Wt. (lb)	Full Load Efficiency	Voltage	Full Load Amps	Notes (a)
230/460 volts (continued)											
75	3600	364TS	**EM2549T**	7,926	G03	25.81	502	93.6	230/460	82	1, 30
	1800	365T	**EM2551T**	7,701	G03	33.72	744	95	230/460	87	1, 30
		365T	**EM2551T-12**	9,039	G03	33.72	758	95	230/460	85	1, 25
		365T	**EM2551T-CI**	8,392	G03	29.70	762	95	230/460	86.5	1, 30
		365TS	**EM2551TS-12**	9,039	G03	31.59	749	95	230/460	85	1, 25
	1200	405T	**EM2552T-4**	11,403	G03	34.00	1067	95	460	86.9	1, 25
100	3600	365TS	**EM2550T**	8,473	G03	27.81	562	93.6	230/460	110	1, 30
	1800	404T	**EM2555T**	8,959	G03	34.47	930	95.4	230/460	118	1, 30
		404T	**EM2555T-12**	10,902	G03	36.97	946	95.4	230/460	118	1, 25
		404T	**EM2555T-4**	8,959	G03	36.97	896	95.4	460	115	1, 25
		404T	**EM2555T-CI**	9,765	G03	34.00	1038	95.4	230/460	115	1, 30
		404TS	**EM2555TS-12**	10,902	G03	33.97	941	95.4	230/460	118	1, 25
	1200	444T	**EM2583T-4**	12,551	G03	39.56	1455	95	460	116	1, 25
125	3600	404TS	**EM2554T-4**	10,633	G03	31.85	894	94.1	460	143	1, 25
		404TS	**EM2554T-4CI**	12,687	G03	31.00	997	95	460	143	1
	1800	405T	**EM2559T-4**	10,991	G03	34.47	955	95.4	460	143	1, 25
		405T	**EM2559T-4CI**	11,978	G03	34.00	1118	95.4	460	141	1
		405TS	**EM2559TS-4**	10,991	G03	34.97	1238	95.4	460	143	1, 25
	1200	445T	**EM2557T-4**	13,555	G03	39.71	1513	95	460	146	1, 25
150	3600	405TS	**EM2556T-4**	13,117	G03	31.85	980	94.1	460	166	1, 25
	1800	444T	**EM2558T-4**	12,208	G03	39.71	1528	96.2	460	170	1, 25
		444TS	**EM2558TS-4**	12,208	G03	35.96	1519	96.2	460	170	1
	1200	445T	**EM2560T-4**	15,963	G03	39.71	1572	95.4	460	175	1, 25
200	3600	444TS	**EM2562T-4**	14,864	G03	35.88	1364	95.4	460	221	1, 25
	1800	445T	**EM2563T-4**	15,256	G03	39.56	1625	95.8	460	222	1, 25
	1200	447T	**EM2564T-4**	20,984	G03	43.06	1827	95.4	460	232	1, 25
250	3600	445TS	**EM2565T-4**	17,437	G03	35.81	1539	95.4	460	274	1, 25
	1800	447T	**EM25254T-4**	17,108	G03	43.06	2036	96.2	460	275	1, 25
300	3600	445TS	**EM2568T-4**	27,254	G03	35.88	1539	95.8	460	324	1, 25
	1800	449T	**EM25694T-4**	26,089	G03	48.06	2151	95.8	460	331	1, 25
350	3600	449TS	**EM2571T-4**	31,190	G03	44.31	4000	95.4	460	380	1, 25
	1800	449T	**EM2572T-4**	30,816	G03	48.12	2694	96.2	460	382	1, 25
400	3600	449TS	**EM25402T-4**	36,592	G03	44.31	4000	96.2	460	431	1, 25
	1800	449T	**EM25404T-4**	33,445	G03	48.12	2677	96.2	460	437	1, 25
450	3600	449TS	**EM25452T-4**	40,294	G03	44.31	4000	96.2	460	494	1, 25
	1800	449T	**EM25454T-4**	37,824	G03	48.12	2888	96.2	460	507	1, 25
200 volts											
1	1800	143T	**EM3116T-8**	711	G03	11.12	34	85.5	200	3.5	1, 68
1 1/2	1800	145T	**EM3154T-8**	743	G03	11.62	37	86.5	200	5.1	1, 68
2	1800	145T	**EM3157T-8**	796	G03	12.12	40	86.5	200	6.5	1, 68
3	3600	145T	**EM3158T-8**	727	G03	13.00	51	85.5	200	8.5	1, 68
	1800	182T	**EM3211T-8**	858	G03	15.00	71	89.5	200	9.7	1, 68
5	3600	182T	**EM3212T-8**	794	G03	15.00	69	90.2	200	12.8	1, 68
	1800	184T	**EM3218T-8**	940	G03	16.50	84	89.5	200	15.3	1, 68
7 1/2	3600	184T	**EM3219T-8**	1,259	G03	15.00	77	88.5	200	20	1, 68
	1800	213T	**EM3311T-8**	1,381	G03	16.32	114	91	200	22.2	1, 68
10	3600	213T	**EM3312T-8**	1,440	G03	16.32	121	89.5	200	27.3	1, 68
	1800	215T	**EM3313T-8**	1,672	G03	17.45	129	91.7	200	29.5	1, 68
15	3600	215T	**EM3314T-8**	2,045	G03	17.45	131	91.7	200	40	1, 68
	1800	254T	**EM2513T-8**	2,367	G03	21.69	209	93	200	40.7	1, 68
20	3600	254T	**EM2514T-8**	2,402	G03	21.69	190	91	200	53	1, 24, 69
	1800	256T	**EM2515T-8**	2,597	G03	21.69	227	93	200	54.3	1, 24, 69
25	3600	256T	**EM2516T-8**	2,884	G03	21.69	220	91.7	200	65	1, 24, 69
	1800	284T	**EM2531T-8**	3,166	G03	25.06	333	93.6	200	70	1, 24, 69

(a) See notes on inside back flap.
Cast iron frame

Three phase, open drip proof, foot mounted

Hp	RPM	NEMA Frame	Catalog Number	List Price	Disc. Sym.	"C" Dim.	Aprx. Wt. (lb)	Full Load Efficiency	Voltage	Full Load Amps	Notes (a)
200 volts (continued)											
30	3600	284TS	**EM2534T-8**	3,404	G03	22.44	320	93.6	200	78	1, 24, 69
	1800	286T	**EM2535T-8**	3,462	G03	25.06	278	94.1	200	81	1, 24, 69
40	3600	286TS	**EM2538T-8**	4,385	G03	22.44	362	92.4	200	105	1, 24, 69
		286TS	**M2538T-8**	3,685	G03	23.56	259	91.7	200	104	16, 24, 69
	1800	324T	**EM2539T-8**	4,516	G03	27.19	434	94.1	200	109	1, 24, 69
50	3600	324TS	**EM2542T-8**	4,776	G03	25.69	375	93	200	129	1, 24, 69
	1800	326T	**EM2543T-8**	4,983	G03	27.69	467	94.5	200	132	1, 24, 69
60	1800	364T	**EM2547T-8**	6,274	G03	30.69	623	95	200	160	1, 24, 69
75	1800	365T	**EM2551T-8**	7,701	G03	29.70	783	95	200	199	1, 24, 69
575 volts											
1/3	1800	56	**EM31104-5**	451	G03	9.51	24	73.4	575	0.5	15, 38
1/2	1800	56	**EM31108-5**	497	G03	11.01	31	78.2	575	0.7	15, 38
3/4	1800	56	**EM31112-5**	547	G03	11.07	33	81.5	575	0.9	15
1	1800	56	**EM31116-5**	576	G03	11.07	38	85.5	575	1.2	15
		143T	**EM3116T-5**	631	G03	11.12	34	85.5	575	1.2	1
1 1/2	1800	145T	**EM3154T-5**	660	G03	11.62	37	86.5	575	1.8	1
2	1800	145T	**EM3157T-5**	707	G03	12.12	39	86.5	575	2.3	1
3	1800	182T	**EM3211T-5**	762	G03	15.00	69	89.5	575	3.4	1
5	3600	182T	**EM3212T-5**	794	G03	15.00	76	90.2	575	4.5	1
	1800	184T	**EM3218T-5**	835	G03	16.50	82	89.5	575	5.3	1
7 1/2	3600	184T	**EM3219T-5**	1,259	G03	16.50	92	90.2	575	6.7	1
	1800	213T	**EM3311T-5**	1,226	G03	16.32	114	91	575	7.8	1
10	1800	215T	**EM3313T-5**	1,484	G03	17.45	123	91.7	575	10	1
15	1800	254T	**EM2513T-5**	2,101	G03	21.69	273	93	575	14.1	1
20	1800	256T	**EM2515T-5**	2,597	G03	21.69	227	93	575	18.9	1
25	1800	284T	**EM2531T-5**	3,166	G03	25.06	312	93.6	575	24.5	1
30	1800	286T	**EM2535T-5**	3,462	G03	25.06	333	94.1	575	28	1
40	1800	324T	**EM2539T-5**	4,516	G03	27.19	397	94.1	575	40	1
50	1800	326T	**EM2543T-5**	4,983	G03	27.69	465	94.5	575	46	1
60	1800	364T	**EM2547T-5**	6,274	G03	30.69	430	95	575	56	1
75	1800	365T	**EM2551T-5**	7,701	G03	33.72	740	95	575	68	1
100	1800	404T	**EM2555T-5**	8,959	G03	36.97	943	95.4	575	93	1
125	1800	405T	**EM2559T-5**	10,991	G03	34.47	960	95.4	575	114	1
150	1800	444T	**EM2558T-5**	12,208	G03	39.56	1535	96.2	575	136	1

(a) See notes on inside back flap.
Cast iron frame
Red catalog number indicates **NEW** product.
Custom induction motors available up to 30,000 Hp.
Contact your sales representative for additional information.

Three phase, open drip proof, C-Face, foot mounted

1/3 thru 125 Hp

IP22

Features:

- Locked DE bearing to allow mounting in any configuration
- Suitable for inverter use per NEMA MG1 Part 31.4.4.2 unless note 38 is indicated
- 60 Hz designs with 50 Hz information on 2,4,6 pole 1-125 Hp ratings
- Designed for longevity with a 3 year warranty on premium efficient Super-E® motors
- Optimized airflow design providing higher horsepower in a smaller package

Applications:

- Fans
- Pumps
- Blowers
- Conveyors
- Compressors
- Industrial machines
- Other general purpose applications

Hp	RPM	NEMA Frame	Catalog Number	List Price	Disc. Sym.	"C" Dim.	Aprx. Wt. (lb)	Full Load Efficiency	Voltage	Full Load Amps	Notes (a)
1/3	1800	56C	**CEM31104**	479	G03	10.10	24	73.4	230/460	0.7	15, 30, 38
1/2	3600	56C	**CEM31107**	510	G03	10.10	20	73.4	230/460	0.8	15, 30, 38
	1800	56C	**CEM31108**	525	G03	11.60	31	78.2	230/460	0.8	15, 30, 38
3/4	1800	56C	**CEM31112**	575	G03	11.06	35	81.1	230/460	1	15, 30
1	3600	56C	**CEM31115**	618	G03	11.06	37	78.5	230/460	1.45	15
	1800	143TC	**CEM3116T**	749	G03	11.62	35	85.5	230/460	1.5	1, 30
	1200	145TC	**CEM3156T**	765	G03	12.13	41	82.5	230/460	1.8	1
1 1/2	3600	143TC	**CEM3120T**	650	G03	11.63	34	84	230/460	2	1
	1800	145TC	**CEM3154T**	781	G03	11.62	31	86.5	230/460	2.2	1, 30
	1200	182TC	**CEM3207T**	923	G03	15.00	68	86.5	230/460	2.5	1
2	3600	56C	**CEM31155**	700	G03	12.06	43	85.5	230/460	2.6	15, 30
	1800	145TC	**CEM3157T**	834	G03	12.12	41	86.5	230/460	2.9	1, 30
	1200	184TC	**CEM3215T**	942	G03	16.5	82	87.5	230/460	3.4	1
3	3600	145TC	**CEM3158T**	765	G03	13.00	46	85.5	230/460	3.8	1, 30
	1800	182TC	**CEM3211T**	930	G03	15.00	71	89.5	230/460	4.2	1, 30
	1200	213TC	**CEM3305T**	1,269	G03	17.06	131	88.5	230/460	4.5	1
5	3600	182TC	**CEM3212T**	866	G03	13.62	64	86.5	230/460	6	1, 30
	1800	184TC	**CEM3218T**	1,012	G03	16.50	87	89.5	230/460	6.6	1, 30
	1200	215TC	**CEM3309T**	1,613	G03	18.19	141	89.5	230/460	7.4	1
7 1/2	3600	184TC	**CEM3219T**	1,331	G03	15.00	77	88.5	230/460	8.6	1, 30
	1800	213TC	**CEM3311T**	1,543	G03	17.06	118	91	230/460	9.7	1, 30
	1200	254TC	**CEM2506T**	2,064	G03	23.19	248	90.2	230/460	11	1
10	3600	213TC	**CEM3312T**	1,602	G03	17.06	121	89.5	230/460	12	1, 30
	1800	215TC	**CEM3313T**	1,834	G03	18.19	133	91.7	230/460	12.5	1, 30
	1200	256TC	**CEM2511T**	2,588	G03	23.19	255	91.7	230/460	14.3	1, 30
15	3600	215TC	**CEM3314T**	2,207	G03	17.06	128	90.2	230/460	17.5	1, 30
	1800	254TC	**CEM2513T**	2,692	G03	21.69	213	93	230/460	17.7	1, 30
	1200	284TC	**CEM2524T**	3,634	G03	23.81	300	91.7	230/460	20.5	1, 30
20	3600	254TC	**CEM2514T**	2,727	G03	21.69	194	91	230/460	23.5	1, 30
	1800	256TC	**CEM2515T**	2,922	G03	21.69	231	93	230/460	23.5	1, 30
	1200	286TC	**CEM2528T**	4,296	G03	25.06	369	92.4	230/460	27	1, 30
25	3600	256TC	**CEM2516T**	3,209	G03	21.69	219	91.7	230/460	28	1, 30
	1800	284TC	**CEM2531T**	3,749	G03	25.06	336	93.6	230/460	30	1, 30
	1200	324TC	**CEM2532T**	5294	G03	27.69	383	93	230/460	34	1, 30
30	3600	284TSC	**CEM2534T**	3,987	G03	22.44	320	91.7	230/460	35	1, 30
	1800	286TC	**CEM2535T**	4,045	G03	25.06	378	94.1	230/460	35	1, 30
	1200	326TC	**CEM2536T**	5,487	G03	28.69	482	93.6	230/460	39	1, 30

(a) See notes on inside back flap.
Custom induction motors available up to 30,000 Hp.
Contact your sales representative for additional information.
Red catalog number indicates **NEW** product.

Three phase, open drip proof, C-Face, foot mounted

Hp	RPM	NEMA Frame	Catalog Number	List Price	Disc. Sym.	"C" Dim.	Aprx. Wt. (lb)	Full Load Efficiency	Voltage	Full Load Amps	Notes (a)
40	3600	286TSC	**CEM2538T**	4,968	G03	22.44	330	92.4	230/460	46	1, 30
	1800	324TC	**CEM2539T**	5,325	G03	27.19	378	94.1	230/460	49	1, 30
50	3600	324TSC	**CEM2542T**	5,585	G03	25.68	375	93	230/460	56	1
	1800	326TC	**CEM2543T**	5,792	G03	27.69	494	94.5	230/460	57	1, 30
60	3600	326TSC	**CEM2546T**	6,852	G03	25.19	472	93.6	230/460	68	1
	1800	364TC	**CEM2547T**	7,207	G03	30.69	632	95	230/460	68	1, 30
75	3600	364TSC	**CEM2549T**	8,859	G03	25.81	475	93.6	230/460	82	1
	1800	365TC	**CEM2551T**	8,634	G03	33.72	457	95	230/460	87	1, 30
100	3600	365TSC	**CEM2550T**	9,406	G03	37.81	574	93.6	230/460	110	1
	1800	404TC	**CEM2555T**	10,036	G03	36.97	945	95.4	230/460	118	1, 30
125	3600	404TSC	**CEM2554T-4**	11,710	G03	31.85	894	94.1	460	143	1, 25
	1800	405TC	**CEM2559T-4**	12,068	G03	34.47	955	95.4	460	143	1, 25

(a) See notes on inside back flap.
Custom induction motors available up to 30,000 Hp.
Contact your sales representative for additional information.
Red catalog number indicates **NEW** product.

Three phase, open drip proof, C-Face, footless

1/4 thru 30 Hp

IP22

Features:

- Footless design reduces weight and improves safety
- Locked DE bearing to allow mounting in any configuration
- Suitable for inverter use per NEMA MG1 Part 31.4.4.2 unless note 38 is indicated
- 60 Hz designs with 50 Hz information on 2,4,6 pole 1-125 Hp ratings
- Designed for longevity with a 3 year warranty on premium efficient Super-E® motors
- Optimized airflow design providing higher horsepower in a smaller package

Applications:

- Fans
- Pumps
- Blowers
- Conveyors
- Compressors
- Industrial machines
- Other general purpose applications

Hp	RPM	NEMA Frame	Catalog Number	List Price	Disc. Sym.	"C" Dim.	Aprx. Wt. (lb)	Full Load Efficiency	Voltage	Full Load Amps	Notes (a)
1/4	1800	56C	**KEM30003**	455	G03	11.35	21	69.5	230/460	0.5	15, 30, 38
1/3	3600	56C	**KEM30006**	476	G03	11.22	22	69.5	230/460	0.6	15, 30, 38
	1800	56C	**VEM31104**	479	G03	11.22	24	73.4	230/460	0.7	15, 30, 38
1/2	3600	56C	**VEM31107**	510	G03	11.22	24	73.4	230/460	0.8	15, 30, 38
	1800	56C	**VEM31108**	525	G03	12.72	31	78.2	230/460	0.8	15, 30, 38
	1200	56C	**VEM31109**	571	G03	13.35	34	75.3	230/460	1	15, 30, 38
3/4	3600	56C	**VEM31111**	508	G03	11.22	25	76.8	230/460	1.2	15, 30, 38
	1800	56C	**VEM31112**	575	G03	12.23	32	81.1	230/460	1	15, 30
	1200	56C	**VEM31153**	696	G03	13.23	39	81.7	230/460	1.3	15, 30
		143TC	**VM3153T**	606	G03	13.41	32	77	230/460	1.5	30, 38
1	3600	56C	**VEM31115**	520	G03	11.84	27	77	230/460	1.6	15, 30, 38
	1800	56C	**VEM31116**	604	G03	12.23	37	83.5	230/460	1.5	15, 30
		143TC	**VEM3116T**	749	G03	12.25	38	85.5	230/460	1.5	1, 30
	1200	143TC	**VEM3156T**	765	G03	13.25	39	82.5	230/460	1.8	1, 30
1 1/2	3600	56C	**VEM31120**	536	G03	12.23	34	84	230/460	2	15, 30
		143TC	**VEM3120T**	650	G03	12.25	34	84	230/460	2	1, 30
	1800	56C	**VEM31154**	659	G03	13.23	35	86.5	230/460	2.2	15, 30
		145TC	**VEM3154T**	781	G03	13.25	37	86.5	230/460	2.2	1, 30
	1200	145TC	**VEM3159T**	889	G03	15.92	68	86.5	230/460	2.5	1, 30
2	3600	56C	**VEM31155**	700	G03	13.23	43	85.5	230/460	2.6	15, 30
		143TC	**VEM3155T**	756	G03	13.25	43	86.5	230/460	2.5	1, 30
	1800	56C	**VEM31157**	690	G03	14.12	48	86.5	230/460	3	15, 30
		145TC	**VEM3157T**	741	G03	13.25	43	86.5	230/460	2.9	1, 30
	1200	184TC	**VEM3215T**	942	G03	18.03	82	87.5	230/460	3.4	1, 30
3	3600	56C	**VEM31158**	669	G03	13.24	50	85.5	230/460	3.8	15, 30
		145TC	**VEM3158T**	765	G03	14.18	50	85.5	230/460	3.7	1, 30
	1800	145TC	**VEM3161T**	794	G03	15.92	74	89.5	230/460	4.2	1, 30
		182TC	**VEM3211T**	930	G03	16.54	74	89.5	230/460	4.2	1, 30
	1200	213TC	**VEM3305T**	1,269	G03	17.94	137	88.5	230/460	4.5	1, 30
5	3600	182TC	**VEM3212T**	866	G03	16.54	64	86.5	230/460	6	1, 30
	1800	184TC	**VEM3218T**	1,012	G03	18.03	92	89.5	230/460	6.6	1, 30
	1200	215TC	**VEM3309T**	1,613	G03	19.07	141	89.5	230/460	7.4	1, 30
7 1/2	3600	184TC	**VEM3219T**	1,331	G03	16.54	77	88.5	230/460	8.6	1, 30
	1800	213TC	**VEM3311T**	1,543	G03	17.94	120	91	230/460	9.7	1, 30
10	3600	213TC	**VEM3312T**	1,602	G03	17.94	121	89.5	230/460	12	1, 30
	1800	215TC	**VEM3313T**	1,834	G03	19.07	132	91.7	230/460	12.5	1, 30
15	3600	215TC	**VEM3314T**	2,207	G03	17.94	131	90.2	230/460	17.5	1, 30
	1800	254TC	**VEM2513T**	2,692	G03	22.25	234	93	230/460	17.7	1, 30
20	3600	254TC	**VEM2514T**	2,727	G03	22.25	185	91	230/460	23.5	1, 30
	1800	256TC	**VEM2515T**	2,922	G03	22.25	220	93	230/460	23.5	1, 30
25	3600	254TC	**VEM2516T**	3,209	G03	22.00	233	91.7	230/460	28	1, 30
	1800	284TC	**VEM2531T**	3,749	G03	25.50	377	93.6	230/460	30	1, 30
30	3600	284TSC	**VEM2534T**	3,987	G03	25.10	320	91.7	230/460	35	1, 30

(a) See notes on inside back flap.
Custom induction motors available up to 30,000 Hp.
Contact your sales representative for additional information.

F-2 mount, three phase, TEFC and ODP, foot mounted

1 thru 100 Hp

TEFC IP44* | **ODP IP22**

Features:

- Suitable for inverter use per NEMA MG1 Part 31.4.4.2 unless note 38 is indicated
- Designed for longevity with a 3 year warranty on premium efficient Super-E® motors
- Dynamically balanced rotor to increase bearing life
- Cast iron or heavy gauge steel design

Applications:

- Fans
- Pumps
- Blowers
- Conveyors
- Compressors
- Industrial machines
- Other general purpose F-2 applications

Hp	RPM	NEMA Frame	Catalog Number	List Price	Disc. Sym.	"C" Dim.	Aprx. Wt. (lb)	Full Load Efficiency	Voltage	Full Load Amps	Notes (a)
Totally enclosed fan cooled, 230/460 volts											
1	1800	143T	**EFM3546T**	738	GE3	12.31	35	85.5	230/460	1.5	1, 30
1 1/2	1800	145T	**EFM3554T**	820	GE3	13.31	41	86.5	230/460	2.2	1, 30
2	1800	145T	**EFM3558T**	867	GE3	13.31	41	86.5	230/460	2.9	1, 30
3	3600	182T	**EFM3610T**	882	GE3	15.14	73	86.5	230/460	3.6	1, 30
	1800	182T	**EFM3611T**	890	GE3	16.55	73	89.5	230/460	4.2	1, 30
5	3600	184T	**EFM3613T**	978	GE3	16.55	75	88.5	230/460	5.9	1, 30
	1800	184T	**EFM3615T**	919	GE3	18.06	91	89.5	230/460	6.7	1, 30
7 1/2	3600	213T	**EFM3709T**	1,465	GE3	17.91	128	89.5	230/460	9	1, 30
	1800	213T	**EFM3710T**	1,326	GE3	19.01	128	91.7	230/460	9.4	1, 30
10	3600	215T	**EFM3711T**	1,485	GE3	17.91	119	90.2	230/460	11.8	1, 30
	1800	215T	**EFM3714T**	1,497	GE3	20.51	165	91.7	230/460	12	1, 30
15	3600	254T	**EFM2394T**	2,520	GE3	23.16	256	91	230/460	17.5	1, 30
	1800	254T	**EFM2333T**	2,306	GE3	23.28	256	92.4	230/460	18.1	1, 30
	1200	284T	**EFM4100T**	3,880	GE3	27.76	372	91.7	230/460	21	1, 30
20	1800	256T	**EFM2334T**	2,796	GE3	23.28	276	93	230/460	24	1, 30
	1200	286T	**EFM4102T**	5,166	GE3	27.76	437	91.7	230/460	27	1, 30
25	1800	284T	**EFM4103T**	3,657	GE3	27.76	452	93.6	230/460	30	1, 30
30	1800	286T	**EFM4104T**	4,338	GE3	27.76	408	93.6	230/460	36	1, 30
40	1800	324T	**EFM4110T**	5,673	GE3	30.28	572	94.1	230/460	48	1, 30
	1200	364T	**EFM4308T**	8,414	GE3	33.48	899	94.1	230/460	49.4	1, 30
50	3600	326TS	**EFM4114T**	6,429	GE3	28.78	578	93	230/460	56	1, 30
	1800	326T	**EFM4115T**	6,199	GE3	30.28	640	94.5	230/460	58	1, 30
	1200	365T	**EFM4312T**	10,167	GE3	33.49	868	94.1	230/460	61.7	1, 30
60	1800	364T	**EFM4314T**	8,919	GE3	33.44	800	95	230/460	68	1, 30
	1200	404T	**EFM4403T**	12,341	GE3	38.04	1322	95	230/460	69	1, 30
75	1800	365T	**EFM4316T**	10,429	GE3	33.44	840	95.4	230/460	84.9	1, 30
	1200	405T	**EFM4404T**	14,371	GE3	38.04	1300	94.5	230/460	86.8	1, 30
100	1800	405T	**EFM4400T**	11,494	GE3	38.31	1160	95.4	230/460	112	1, 30
	1200	444T	**EFM4409T-4**	17,345	GE3	44.75	1625	95	460	119	1
Open drip proof, 230/460 volts											
1	1800	145T	**EFM3116T**	711	GO3	11.12	35	85.5	230/460	1.5	1, 30
1 1/2	1800	145T	**EFM3154T**	743	GO3	11.62	38	86.5	230/460	2.2	1, 30
2	1800	145T	**EFM3157T**	796	GO3	12.12	40	86.5	230/460	2.9	1, 30
3	1800	182T	**EFM3211T**	858	GO3	15.00	68	89.5	230/460	4.2	1, 30
5	3600	182T	**EFM3212T**	794	GO3	13.62	61	86.5	230/460	6	1, 30
	1800	184T	**EFM3218T**	940	GO3	16.50	84	89.5	230/460	6.6	1, 30
7 1/2	3600	184T	**EFM3219T**	1,259	GO3	15.00	77	88.5	230/460	8.6	1, 30
	1800	213T	**EFM3311T**	1,381	GO3	16.32	114	91	230/460	9.7	1, 30
10	3600	213T	**EFM3312T**	1,440	GO3	16.32	107	89.5	230/460	12	1, 30
	1800	215T	**EFM3313T**	1,672	GO3	17.45	125	91.7	230/460	12.5	1, 30
15	3600	215T	**EFM3314T**	2,045	GO3	16.32	123	90.2	230/460	17.5	1, 30
	1800	254T	**EFM2513T**	2,367	GO3	21.69	214	93	230/460	17.7	1, 30

(a) See notes on inside back flap.

Cast iron frame

*IP54 when Drain Fitting Kit #HA5027A03 is installed in the weep holes (48 thru 256T frame motors only)

F-2 mount, three phase, TEFC and ODP, foot mounted

Hp	RPM	NEMA Frame	Catalog Number	List Price	Disc. Sym.	"C" Dim.	Aprx. Wt. (lb)	Full Load Efficiency	Voltage	Full Load Amps	Notes (a)
Open drip proof, 230/460 volts (continued)											
20	1800	256T	**EFM2515T**	2,597	G03	21.69	226	93	230/460	23.5	1, 30
25	1800	284T	**EFM2531T**	3,166	G03	25.06	313	93.6	230/460	30	1, 30
30	1800	286T	**EFM2535T**	3,462	G03	25.06	339	94.1	230/460	35	1, 30
40	1800	324T	**EFM2539T**	4,516	G03	27.19	392	94.1	230/460	49	1, 30
50	1800	326T	**EFM2543T**	4,983	G03	27.69	547	94.5	230/460	57	1, 30
60	1800	364T	**EFM2547T**	6,274	G03	30.69	622	95	230/460	68	1, 30
Open drip proof, 200 volts											
2	1800	145T	**EFM3157T-8**	804	G03	12.12	40	86.5	200	6.5	1, 68
3	1800	182T	**EFM3211T-8**	870	G03	15.00	70	89.5	200	9.7	1, 68
5	1800	184T	**EFM3218T-8**	956	G03	16.50	82	89.5	200	15.3	1, 68
7 1/2	1800	213T	**EFM3311T-8**	1,401	G03	16.32	111	91	200	22.3	1, 68
		213T	**FM3311T-8**	866	G03	17.00	96	88.5	200	23	16, 68
10	1800	215T	**EFM3313T-8**	1,696	G03	17.45	127	91.7	200	29.5	1, 68
15	1800	254T	**EFM2513T-8**	2,394	G03	21.69	209	93	200	40.7	1, 68
20	1800	256T	**EFM2515T-8**	2,627	G03	21.69	226	93	200	54.3	1, 24, 69

(a) See notes on inside back flap.
Custom induction motors available up to 30,000 Hp.
Contact your sales representative for additional information.

Severe duty motors

Baldor-Reliance® severe duty motors include features designed to protect against contamination, moisture, vibration and corrosion. These motors use Super-E® premium efficient electrical designs which are built to handle demanding duty cycles, provide high starting and peak torques, and operate over wide speed ranges. Severe Duty motors provide safe, long operating life, reliable performance, and reduced energy consumption in the toughest applications.

Key features:

- Heavy duty cast iron construction
- Premium efficient electrical designs
- Enhanced ingress protection
- Corrosion resistant epoxy finish

For Large AC severe duty motors see ABB NXR Series

1/2 - 800 Horsepower

Product line		ECP/XEX	841XL	661XL	Dirty Duty Plus	Quarry Duty	Crusher Duty
	Frame size range for stock products	143T-588	143T-449T	182T-365T	56-256T	145T-215T	180T-588
Electrical features							
Efficiency	Baldor-Reliance motors meet or exceed all efficiency requirements for US, Canada and Mexico regulations	S	S	S	S	S	S
Torque	NEMA Design B torques as a minimum	S	S	S	S	–	–
	NEMA Design C: High torque	–	–	–	–	S	–
	NEMA Design A: High torque design exceed NEMA Design C	–	–	–	–	–	S
Service factor and temperature rise	1.15 service factor – continuous	S	S	S	S	S	–
	1.25 service factor up to 100 Hp, 1.15 service factor over 100 Hp – continuous	–	–	–	–	–	S
	Class F insulation with Class B rise @ 1.0 service factor	S	S	S	S	S	S
Inverter	Suitable for inverter use per NEMA MG1 Part 31.4.4.2	S	S	S	S	S	S
Mechanical features							
IP code	IP55 enclosure ingress protection (143T-L449T frames are IP54 rated)	S	–	–	–	S	S
	IP56 enclosure ingress protection 143T-L449T	–	S	S	S	–	–
	IP66 enclosure ingress protection 586-588 frames	S	–	–	–	–	S
Frame	Steel band frame – aluminum endplates, cast iron conduit box, steel fan cover	–	–	–	S	–	–
	Cast iron frame, endplates, conduit box & fan cover (586-587 frames have fabricated steel fan covers)	S	S	S	–	–	S
	Vertical lifting provisions for shaft up or down mounting	–	–	S	–	–	–
	Sealed joints between frame and endplates	S	S	S	S	S	S
Shaft seals	Neoprene V-ring slinger – DE & ODE	S	–	–	–	S	S
	Non-contact, rotating labyrinth seal – DE & ODE, 143T-L449T frames	–	S	S	S	–	–
	Non-contact, rotating labyrinth seal – DE & ODE, 586-588 frames	S	–	–	–	–	S
	Large dome slinger – DE	–	–	S	–	–	–
Bearings and lubrication	Ball bearings designs	S	S	–	S	S	S
	Roller bearing designs available for belted applications	S	S	S	–	–	S
	Bearings: Non regreasable, lubed for life, double sealed	–	–	–	S	–	–
	Bearings: Regreasable with grease inlet fitting and outlet threaded plug or easy access relief on DE & ODE	S	–	–	–	S	S
	Bearings: Regreasable with PLS lubrication system 140T-449T frames. Grease inlet & auto relief fittings on DE & ODE. (Also included on ECP/XEX & Crusher duty 360T-449T frames)	–	S	S	–	–	–
Paint	Paint: Corrosion resistant 2 part epoxy paint system, exceeding 300 hrs. salt fog test per ASTM B 117, epoxy coated rotor and stator	S	S	S	–	S	S
	Paint: Corrosion resistant 2 part epoxy paint system, exceeding 2,000 hrs. salt fog test per ASTM B 117, epoxy coated rotor and stator	–	–	–	S	–	–
Conduit box	Conduit box: Oversized, lipped cover, threaded NPT inlet and rotatable in 90 degree increments	S	S	S	–	–	S
	Conduit box: Oversized, split with lipped cover, terminal strips and threaded NPT inlet, rotatable in 90 degree increments with gland plate 586-587 frame	S	–	–	–	–	S
	Conduit box: Oversized, lipped cover, threaded NPT inlet, rotatable in 180 degree increments	–	–	–	S	S	–
Nameplate	Nameplate: Stainless steel embossed raised letter	S	S	S	S	–	S
	Nameplate: Stainless steel laser etched letter	–	–	–	–	S	S
Other key features							
Certifications and tests	Nameplate marked Class I, Division 2, Groups A, B, C, D with T2 temperature code or better.	S	S	S	–	–	–
	Meets and exceeds IEEE 841	–	S	S	–	–	–
	Meets and exceeds IEEE 45	–	S	S	S	–	–
	Documented final motor test – ships with motor	–	S	S	–	–	–
Warranty	Warranty – in years from date of manufacture	3	5	5	3	3	3

S = Standard

Three phase, totally enclosed, 230/460 volts, 460 volts and 575 volts, foot mounted

1 thru 800 Hp

IP55 IP66

Features:

- Robust cast iron construction
- Regreasable bearings all frames
- IP55 on 143T-L449T frames
- IP66 on 586-588 frames
- Embossed raised letter, 304 stainless steel nameplates
- Inverter ready nameplate
- Division 2, Class I, Groups A,B,C,D markings on nameplate
- Division 2, Class II, Groups F & G, T4 on 586/7/8 frames
- Insulated NDE bearing on 586/7/8

Applications:

- Chemical, oil & gas
- Pulp & paper, forest products
- Metals & foundries
- Cement, aggregate & above ground mining
- Food processing
- Power generation

Hp	RPM	NEMA Frame	Catalog Number	List Price	Disc. Sym.	"C" Dim.	Aprx. Wt. (lb)	Full Load Efficiency	Voltage	Full Load Amps	Notes (a)
230/460 volts & 460 volts											
1	3600	143T	**ECP3580T**	950	SDM	12.95	59	84	230/460	1.4	1
		143T	**ECP3580T-4**	950	SDM	12.95	59	84	460	1.4	1
	1800	143T	**ECP3581T**	1,044	SDM	12.88	64	87.5	230/460	1.5	1, 30
		143T	**ECP3581T-4**	1,044	SDM	12.88	61	87.5	460	1.5	1
		143T	**ENCP3581T-4**	1,087	SDM	11.36	56	87.5	460	1.5	1, 60
	1200	145T	**ECP3582T**	1,153	SDM	12.88	68	82.5	230/460	1.7	1, 30
		145T	**ECP3582T-4**	1,153	SDM	12.88	69	82.5	460	1.7	1
	900	182T	**ECP3687T-4**	1,619	SDM	15.93	103	78.5	460	2	1
1 1/2	3600	143T	**ECP3583T**	1,080	SDM	12.95	67	85.5	230/460	2	1, 30
		143T	**ECP3583T-4**	1,080	SDM	12.95	67	85.5	460	2	1
	1800	145T	**ECP3584T**	1,063	SDM	12.88	69	88.5	230/460	2.1	1, 30
		145T	**ECP3584T-4**	1,063	SDM	12.88	72	88.5	460	2.1	1
	1200	182T	**ECP3667T**	1,349	SDM	15.93	108	87.5	230/460	2.5	1, 30
		182T	**ECP3667T-4**	1,349	SDM	15.93	108	87.5	460	2.5	1
	900	184T	**ECP3668T-4**	2,015	SDM	15.93	110	80	460	3.2	1
2	3600	145T	**ECP3586T**	1,130	SDM	12.95	74	86.5	230/460	2.5	1, 30
		145T	**ECP3586T-4**	1,130	SDM	12.95	74	86.5	460	2.5	1
	1800	145T	**ECP3587T**	1,110	SDM	12.88	75	88.5	230/460	2.8	1, 30
		145T	**ECP3587T-4**	1,110	SDM	12.88	73	88.5	460	2.8	1
	1200	184T	**ECP3664T**	1,366	SDM	15.93	122	88.5	230/460	3.2	1
		184T	**ECP3664T-4**	1,366	SDM	15.93	120	88.5	460	3.2	1
	900	213T	**ECP3772T-4**	2,541	SDM	19.50	179	85.5	460	3.8	1
3	3600	182T	**ECP3660T**	1,336	SDM	15.93	104	88.5	230/460	3.4	1, 30
		182T	**ECP3660T-4**	1,336	SDM	15.93	106	88.5	460	3.4	1
	1800	182T	**ECP3661T**	1,404	SDM	15.93	110	89.5	230/460	4.1	1, 30
		182T	**ECP3661T-4**	1,404	SDM	15.93	112	89.5	460	4.1	1
	1200	213T	**ECP3764T**	1,971	SDM	19.50	185	90.2	230/460	4.5	1, 30
		213T	**ECP3764T-4**	1,971	SDM	19.50	209	89.5	460	4.5	1
	900	215T	**ECP3775T-4**	2,755	SDM	19.50	203	85.5	460	5.2	1
5	3600	184T	**ECP3663T**	1,644	SDM	15.93	114	90.2	230/460	5.7	1, 30
		184T	**ECP3663T-4**	1,644	SDM	15.93	111	89.5	460	5.7	1
	1800	184T	**ECP3665T**	1,429	SDM	15.93	118	89.5	230/460	6.5	1, 30
		184T	**ECP3665T-4**	1,429	SDM	15.93	119	89.5	460	6.6	1
	1200	215T	**ECP3768T**	1,998	SDM	19.50	212	90.2	230/460	7.3	1, 30
		215T	**ECP3768T-4**	1,998	SDM	19.50	227	90.2	460	7.3	1
	900	254T	**ECP2280T-4**	4,385	SDM	24.78	327	87.5	460	8.6	1

(a) See notes on inside back flap.
Cast iron frame

Three phase, totally enclosed, 230/460 volts, 460 volts and 575 volts, foot mounted

Hp	RPM	NEMA Frame	Catalog Number	List Price	Disc. Sym.	"C" Dim.	Aprx. Wt. (lb)	Full Load Efficiency	Voltage	Full Load Amps	Notes (a)
230/460 volts & 460 volts (continued)											
7 1/2	3600	213T	**ECP3769T**	2,145	SDM	19.50	169	91	230/460	8.6	1
		213T	**ECP3769T-4**	2,145	SDM	19.50	173	91.7	460	8.6	1
	1800	213T	**ECP3770T**	1,799	SDM	19.50	170	91.7	230/460	9.5	1
		213T	**ECP3770T-4**	1,799	SDM	19.50	170	91.7	460	9.5	1
	1200	254T	**ECP2276T**	2,858	SDM	24.78	335	91	230/460	10.7	1, 30
		254T	**ECP2276T-4**	2,858	SDM	24.78	337	91	460	10.7	1
	900	256T	**ECP2401T-4**	5,014	SDM	24.78	347	86.5	460	12.1	1
10	3600	215T	**ECP3771T**	2,284	SDM	19.50	203	92.4	230/460	11	1
		215T	**ECP3771T-4**	2,284	SDM	19.50	215	92.4	460	11	1
	1800	215T	**ECP3774T**	2,154	SDM	19.50	231	92.4	230/460	12.5	1
		215T	**ECP3774T-4**	2,154	SDM	19.50	211	92.4	460	12.5	1
	1200	256T	**ECP2332T**	3,713	SDM	24.78	348	91	230/460	14.2	1, 30
		256T	**ECP2332T-4**	3,713	SDM	24.78	347	91	460	14.2	1
	900	284T	**ECP2402T-4**	5,849	SDM	27.93	468	89.5	460	14.6	1
15	3600	254T	**ECP2294T**	2,922	SDM	24.78	300	91.7	230/460	17.2	1, 30
		254T	**ECP2394T-4**	2,922	SDM	24.78	297	91.7	460	17.2	1
	1800	254T	**ECP2333T**	2,745	SDM	24.78	314	92.4	230/460	18.1	1, 30
		254T	**ECP2333T-4**	2,745	SDM	24.78	294	92.4	460	18.1	1
	1200	284T	**ECP4100T**	4,257	SDM	27.93	449	91.7	230/460	21	1, 30
		284T	**ECP4100T-4**	4,257	SDM	27.93	448	91.7	460	21	1
	900	286T	**ECP2395T-4**	7,807	SDM	27.93	479	89.5	460	23	1
20	3600	256T	**ECP4106T**	3,408	SDM	24.78	324	91.7	230/460	22	1, 30
		256T	**ECP4106T-4**	3,408	SDM	24.78	328	91.7	460	22	1
	1800	256T	**ECP2334T**	2,944	SDM	24.78	334	93	230/460	24	1, 30
		256T	**ECP2334T-4**	2,944	SDM	24.78	333	93	460	24	1
	1200	286T	**ECP4102T**	5,784	SDM	27.93	437	91.7	230/460	27	1
		286T	**ECP4102T-4**	5,784	SDM	27.93	437	91.7	460	27	1
	900	324T	**ECP4112T-4**	8,900	SDM	30.66	600	90.2	460	30	1
25	3600	284TS	**ECP4107T**	4,096	SDM	26.62	396	91.7	230/460	28	1, 30
		284TS	**ECP4107T-4**	4,096	SDM	26.62	410	91.7	460	28	1
	1800	284T	**ECP4103T**	3,852	SDM	27.93	431	93.6	230/460	30	1, 30
		284T	**ECP4103T-4**	3,852	SDM	27.93	435	93.6	460	30	1
	1200	324T	**ECP4111T**	6,044	SDM	30.28	604	93	230/460	32	1, 30
		324T	**ECP4111T-4**	6,044	SDM	30.28	608	93	460	32	1
	900	326T	**ECP4124T-4**	11,114	SDM	30.66	598	90.2	460	37	1
30	3600	286TS	**ECP4108T**	4,993	SDM	26.62	440	91.7	230/460	34	1
		286TS	**ECP4108T-4**	4,993	SDM	26.62	424	91.7	460	34	1
	1800	286T	**ECP4104T**	4,574	SDM	27.93	475	93.6	230/460	38	1, 30
		286T	**ECP4104T-4**	4,574	SDM	27.93	470	93.6	460	38	1
	1200	326T	**ECP4117T**	7,791	SDM	30.28	621	93	230/460	39	1, 30
		326T	**ECP4117T-4**	7,791	SDM	30.28	633	93	460	39	1
	900	364T	**ECP4113T-4**	11,752	SDM	33.44	813	92.4	460	39.3	1
40	3600	324TS	**ECP4109T**	6,859	SDM	29.15	552	93	230/460	45	1
		324TS	**ECP4109T-4**	6,859	SDM	29.15	566	93	460	46	1
	1800	324T	**ECP4110T**	5,984	SDM	30.28	618	94.1	230/460	48	1, 30
		324T	**ECP4110T-4**	5,984	SDM	30.28	626	94.1	460	48	1
	1200	364T	**ECP4308T**	9,522	SDM	33.49	918	94.1	230/460	49.4	1
		364T	**ECP4308T-4**	9,522	SDM	33.49	889	94.1	460	49.4	1
	900	365T	**ECP4315T-4**	13,513	SDM	33.44	813	93	460	52	1
50	3600	326TS	**ECP4114T**	7,188	SDM	29.15	619	93	230/460	56	1, 30
		326TS	**ECP4114T-4**	7,188	SDM	29.15	610	93	460	56	1
	1800	326T	**ECP4115T**	7,024	SDM	30.28	641	94.5	230/460	58	1, 30
		326T	**ECP4115T-4**	7,024	SDM	30.28	668	94.5	460	58	1
	1200	365T	**ECP4312T**	11,275	SDM	33.49	928	94.1	230/460	61.7	1
		365T	**ECP4312T-4**	11,275	SDM	33.49	920	94.1	460	61.7	1
	900	405T	**ECP4417T-4**	16,652	SDM	38.20	1216	93	460	63	1

(a) See notes on inside back flap.
Cast iron frame

Three phase, totally enclosed, 230/460 volts, 460 volts and 575 volts, foot mounted

Hp	RPM	NEMA Frame	Catalog Number	List Price	Disc. Sym.	"C" Dim.	Aprx. Wt. (lb)	Full Load Efficiency	Voltage	Full Load Amps	Notes (a)
230/460 volts & 460 volts (continued)											
60	3600	364TS	**ECP4310T**	10,140	SDM	31.37	929	95	230/460	65.1	1
		364TS	**ECP4310T-4**	10,140	SDM	31.37	882	95	460	65.1	1
	1800	364T	**ECP4314T**	10,027	SDM	33.49	933	95	230/460	68	1
		364T	**ECP4314T-4**	10,027	SDM	33.49	941	95	460	68	1
	1200	404T	**ECP4403T**	14,128	SDM	38.20	1281	95	230/460	69	1
		404T	**ECP4403T-4**	14,128	SDM	38.20	1331	95	460	69	1
		404T	**ECP4403TR-4**	14,842	SDM	38.20	1375	94.5	460	67.3	1, 5
	900	405T	**ECP4418T-4**	19,529	SDM	38.20	1216	93	460	76	1
75	3600	365TS	**ECP4313T**	11,615	SDM	31.37	1004	93.6	230/460	80.7	1
		365TS	**ECP4313T-4**	11,615	SDM	31.37	990	93.6	460	80.7	1
	1800	365T	**ECP4316T**	11,537	SDM	33.49	958	95.4	230/460	85.9	1
		365T	**ECP4316T-4**	11,537	SDM	33.49	962	95.4	460	84.9	1
		365T	**ECP4316TR-4**	12,162	SDM	33.44	965	95.4	460	85.9	1, 5
	1200	405T	**ECP4404T**	17,194	SDM	38.20	1275	94.5	230/460	86.9	1
		405T	**ECP4404T-4**	17,194	SDM	38.20	1334	94.5	460	86.9	1
		405T	**ECP4404TR-4**	17,908	SDM	38.20	1334	94.5	460	86.9	1, 5
	900	444T	**ECP4419T-4**	24,111	SDM	44.75	1815	94.5	460	89.3	1
100	3600	405TS	**ECP4402T**	14,657	SDM	35.04	1283	94.1	230/460	110	1
		405TS	**ECP4402T-4**	14,657	SDM	35.04	1272	94.1	460	110	1
	1800	405T	**ECP4400T-4**	14,439	SDM	38.20	1296	95.4	460	112	1
		405T	**ECP4400TR-4**	15,153	SDM	38.20	1326	95.4	460	112	1, 5
		405TS	**ECP4400TS-4**	14,439	SDM	35.04	1304	95.4	460	112	1
	1200	444T	**ECP4409T-4**	18,912	SDM	44.75	1871	95	460	119	1
		444T	**ECP4409TR-4**	20,140	SDM	44.75	1871	95	460	119	1, 5
	900	445T	**ECP4420T-4**	28,143	SDM	44.75	1905	93.6	460	125	1
125	3600	444TS	**ECP4412T**	17,223	SDM	41.08	1957	95	230/460	138	1
		444TS	**ECP4412T-4**	17,223	SDM	41.08	1901	95	460	137	1
	1800	444T	**ECP4410T-4**	17,070	SDM	44.75	1950	95.4	460	144	1
		444T	**ECP4410TR-4**	18,298	SDM	44.75	1950	95.4	460	144	1, 5
	1200	445T	**ECP4411T-4**	21,365	SDM	44.75	2146	95	460	146	1
		445T	**ECP4411TR-4**	22,593	SDM	44.75	2146	95	460	146	1, 5
	900	447T	**ECP4421T-4**	30,823	SDM	48.24	2330	95	460	149	1
150	3600	445TS	**ECP4413T-4**	20,191	SDM	40.83	2017	95	460	164	1
	1800	445T	**ECP4406T-4**	19,997	SDM	44.75	2190	95.8	460	169	1
		445T	**ECP4406TR-4**	21,225	SDM	44.75	2190	95.8	460	169	1, 5
	1200	447T	**ECP44156T-4**	24,088	SDM	48.24	2546	95.8	460	170	1
		447T	**ECP44156TR-4**	25,315	SDM	48.24	2585	95.8	460	170	1, 5
	900	449T	**ECP4422T-4**	35,415	SDM	53.24	3051	95	460	188	1
200	3600	447TS	**ECP4416T-4**	23,908	SDM	44.48	2436	96.2	460	213	1
	1800	447T	**ECP4407T-4**	24,056	SDM	48.24	2545	96.2	460	222	1
		447T	**ECP4407TR-4**	25,282	SDM	48.24	2621	96.2	460	222	1, 5
		447TS	**ECP4407TS-4**	24,056	SDM	44.48	2573	96.2	460	222	1
	1200	449T	**ECP44206T-4**	31,553	SDM	53.24	3104	95.8	460	225	1
		449T	**ECP44206TR-4**	32,779	SDM	53.24	3091	95.8	460	225	1, 5
	900	449T	**ECP4423T-4**	44,951	SDM	53.24	3179	95	460	248	1
250	3600	449TS	**ECP44252T-4**	36,560	SDM	49.48	2633	95.8	460	269	1
	1800	449T	**ECP4408T-4**	30,527	SDM	53.24	2981	96.2	460	276	1
		449T	**ECP4408TR-4**	31,753	SDM	53.24	2995	96.2	460	276	1, 5
	1200	449T	**ECP44256T-4**	44,018	SDM	53.24	3090	96.2	460	283	1
		449T	**ECP44256TR-4**	45,244	SDM	53.24	3093	95.8	460	287	1, 5
	900	L449T	**ECP49258T-4**	54,429	SDM	60.13	3430	95	460	288	1, 99
300	3600	449TS	**ECP44302T-4**	53,433	SDM	49.48	2789	96.2	460	318	1
	1800	449T	**ECP44304T-4**	42,075	SDM	53.24	3061	96.2	460	334	1
		449T	**ECP44304TR-4**	43,302	SDM	53.24	3048	96.2	460	334	1, 5
	1200	L449T	**ECP49306T-4**	44,454	SDM	60.13	3125	95.8	460	340	1, 99
	900	L449T	**ECP49308T-4**	65,528	SDM	60.13	4089	95	460	378	14, 99
350	3600	449TS	**ECP44352T-4**	64,135	SDM	49.48	2965	95.8	460	370	1
	1800	L449T	**ECP49354T-4**	50,488	SDM	60.21	3543	96.2	460	384	1, 99
	1200	586/7T	**ECP583506-PP**	55,900	ISD	65.72	4806	95.8	460	407	
	900	586/7T	**ECP583508-PP**	53,900	ISD	65.72	4806	95	460	435	2

(a) See notes on inside back flap. Cast iron frame **Red** catalog number indicates **NEW** product.

Three phase, totally enclosed, 230/460 volts, 460 volts and 575 volts, foot mounted

Hp	RPM	NEMA Frame	Catalog Number	List Price	Disc. Sym.	"C" Dim.	Aprx. Wt. (lb)	Full Load Efficiency	Voltage	Full Load Amps	Notes (a)
230/460 volts & 460 volts (continued)											
400	3600	L449TS	**ECP44402T-4**	75,034	SDM	56.72	3700	96.2	460	420	1
	1800	586/7T	**ECP584004-PP**	54,800	ISD	65.72	4718	96.2	460	459	
	1200	586/7T	**ECP584006-PP**	56,500	ISD	65.72	4806	95.8	460	488	
	900	587/8T	**ECP584008-PP**	62,700	ISD	75.56	5512	95	460	490	2
450	3600	586/7TS	**ECP584502-PP**	58,600	ISD	65.72	4415	95.8	460	498	
	1800	586/7T	**ECP584504-PP**	55,500	ISD	65.72	4718	96.2	460	519	
	1200	586/7T	**ECP584506-PP**	59,750	ISD	65.72	4806	95.8	460	530	2
	900	587/8T	**ECP584508-PP**	65,600	ISD	75.56	5809	95	460	559	2
500	3600	586/7TS	**ECP585002-PP**	60,060	ISD	65.72	4415	95.8	460	546	2
	1800	586/7T	**ECP585004-PP**	56,335	ISD	65.72	4718	96.2	460	569	2
	1200	586/7T	**ECP585006-PP**	60,500	ISD	65.72	4806	95.8	460	603	2
600	3600	586/7TS	**ECP586002-PP**	65,500	ISD	65.72	4620	95.8	460	659	2
	1800	586/7T	**ECP586004-PP**	58,300	ISD	65.72	4718	95.8	460	676	2
650	3600	586/7TS	**ECP586502-PP**	66,725	ISD	65.72	4620	95.8	460	698	2
	1800	587/8T	**ECP586504-PP**	61,628	ISD	65.72	4920	96.2	460	735	2
700	1800	587/8T	**ECP587004-PP**	68,685	ISD	75.56	5512	96.2	460	769	2
800	1800	587/8T	**ECP588004-PP**	73,990	ISD	75.56	5809	96.2	460	902	2
575 Volt											
1	3600	143T	**ECP3580T-5**	950	SDM	12.88	61	84	575	1.1	1
	1800	143T	**ECP3581T-5**	1,044	SDM	12.88	65	87.5	575	1.2	1
1 1/2	1800	145T	**ECP3584T-5**	1,063	SDM	12.88	71	88.5	575	1.7	1
2	1800	145T	**ECP3587T-5**	1,110	SDM	12.88	75	86.5	575	2.3	1
3	3600	182T	**ECP3660T-5**	1,336	SDM	15.93	107	88.5	575	2.7	1
	1800	182T	**ECP3661T-5**	1,404	SDM	15.93	113	89.5	575	3.3	1
	1200	213T	**ECP3764T-5**	1,971	SDM	19.50	211	90.2	575	3.6	1
5	3600	184T	**ECP3663T-5**	1,644	SDM	15.93	111	89.5	575	4.6	1
	1800	184T	**ECP3665T-5**	1,429	SDM	15.93	118	89.5	575	5.3	1
	1200	215T	**ECP3768T-5**	1,998	SDM	19.50	196	90.2	575	5.8	1
7 1/2	3600	213T	**ECP3769T-5**	2,145	SDM	19.50	169	91.7	575	6.9	1
	1800	213T	**ECP3770T-5**	1,799	SDM	19.50	170	91.7	575	7.5	1
	1200	254T	**ECP2276T-5**	2,858	SDM	24.78	333	91.7	575	8.7	1
10	3600	215T	**ECP3771T-5**	2,284	SDM	19.50	182	92.4	575	8.9	1
	1800	215T	**ECP3774T-5**	2,154	SDM	19.50	231	92.4	575	10	1
	1200	256T	**ECP2332T-5**	3,713	SDM	24.78	347	91	575	11.5	1
15	3600	254T	**ECP2394T-5**	2,922	SDM	24.78	239	91.7	575	13.8	1
	1800	254T	**ECP2333T-5**	2,745	SDM	24.78	297	92.4	575	14.6	1
	1200	284T	**ECP4100T-5**	4,257	SDM	27.93	446	93	575	15.9	1
20	3600	256T	**ECP4106T-5**	3,408	SDM	24.78	310	91.7	575	17.9	1
	1800	256T	**ECP2334T-5**	2,944	SDM	24.78	325	93	575	19.2	1
	1200	286T	**ECP4102T-5**	5,784	SDM	27.93	478	93	575	20.6	1
25	1800	284T	**ECP4103T-5**	3,852	SDM	27.93	424	93.6	575	24	1
	1200	324T	**ECP4111T-5**	6,044	SDM	30.28	612	93	575	25.7	1
30	1800	286T	**ECP4104T-5**	4,574	SDM	27.93	467	93.6	575	29	1
	1200	326T	**ECP4117T-5**	7,791	SDM	30.28	630	93	575	30	1
40	1800	324T	**ECP4110T-5**	5,984	SDM	30.28	623	94.1	575	37	1
	1200	364T	**ECP4308T-5**	9,710	SDM	33.49	910	94.1	575	40	1
50	1800	326T	**ECP4115T-5**	7,024	SDM	30.28	652	94.5	575	45	1
60	1800	364T	**ECP4314T-5**	10,027	SDM	33.49	936	95	575	54.4	1
75	3600	365TS	**ECP4313T-5**	11,661	SDM	31.35	1005	93.6	575	66	1
	1800	365T	**ECP4316T-5**	11,537	SDM	33.49	966	95.4	575	68.7	1
	1200	405T	**ECP4404T-5**	17,194	SDM	38.19	1322	94.5	575	70	1
100	1800	405T	**ECP4400T-5**	14,439	SDM	38.04	1305	95.4	575	89.6	1
125	1800	444T	**ECP4410T-5**	17,070	SDM	44.75	2054	95.4	575	115	1
	1200	445T	**ECP4411T-5**	21,365	SDM	44.97	1913	95	575	116	1
150	1800	445T	**ECP4406T-5**	19,997	SDM	44.75	2175	95.8	575	135	1
200	1800	447T	**ECP4407T-5**	24,056	SDM	48.24	2570	96.2	575	178	1
250	1800	449T	**ECP4408T-5**	30,527	SDM	53.47	3027	96.2	575	219	1
300	1800	449T	**ECP44304T-5**	42,075	SDM	53.47	3150	96.2	575	267	1
350	1800	L449T	**ECP49354T-5**	50,488	SDM	60.47	3680	96.2	575	309	1
400	1800	L449T	**ECP49404T-5**	63,060	SDM	60.47	3702	96.2	575	356	1

(a) See notes on inside back flap. Cast iron frame **Red** catalog number indicates **NEW** product.

Three phase, totally enclosed, 460 volts, 230/460 volts and 575 volts, C-Face

1 thru 200 Hp

IP55

Features:

- Robust cast iron construction
- Regreasable bearings all frames
- Embossed raised letter, 304 stainless steel nameplates
- Inverter ready nameplate
- Division 2, Class I, Groups A,B,C,D markings on nameplate
- Locked bearing to allow mounting in any configuration

Applications:

- Chemical, oil & gas
- Pulp & paper, forest products
- Metals & foundries
- Cement, aggregate & above ground mining
- Food processing
- Power generation

Hp	RPM	NEMA Frame	Catalog Number	List Price	Disc. Sym.	"C" Dim.	Aprx. Wt. (lb)	Full Load Efficiency	Voltage	Full Load Amps	Notes (a)
C-Face, Foot Mounted											
1	1800	143TC	**CECP3581T**	1,099	SDM	13.38	67	87.5	230/460	1.5	1
		143TC	**CECP3581T-5**	1,099	SDM	13.38	60	85.5	575	1.2	1
	1200	145TC	**CECP3582T**	1,211	SDM	13.38	75	82.5	230/460	1.7	1
1 1/2	1800	145TC	**CECP3584T**	1,121	SDM	13.38	72	88.5	230/460	2.1	1
		145TC	**CECP3584T-5**	1,121	SDM	13.38	72	88.5	575	1.7	1
	1200	182TC	**CECP3667T**	1,407	SDM	16.68	99	87.5	230/460	2.5	1
2	1800	145TC	**CECP3587T**	1,166	SDM	13.38	76	88.5	230/460	2.8	1
		145TC	**CECP3587T-5**	1,166	SDM	13.38	76	88.5	575	2.3	1
	1200	184TC	**CECP3664T**	1,422	SDM	16.68	113	88.5	230/460	3.2	1
3	3600	182TC	**CECP3660T**	1,436	SDM	16.68	112	88.5	230/460	3.4	1, 30
	1800	182TC	**CECP3661T**	1,505	SDM	16.68	114	89.5	230/460	4.1	1
		182TC	**CECP3661T-5**	1,505	SDM	16.68	114	89.5	575	3.2	1
	1200	213TC	**CECP3764T**	2,072	SDM	20.24	187	90.2	230/460	4.5	1, 30
5	3600	184TC	**CECP3663T**	1,744	SDM	16.68	121	90.2	230/460	5.7	1, 30
	1800	184TC	**CECP3665T**	1,529	SDM	16.68	130	89.5	230/460	6.5	1
		184TC	**CECP3665T-5**	1,529	SDM	16.68	130	90.2	575	5.2	1
	1200	215TC	**CECP3768T**	2,098	SDM	20.24	226	90.2	230/460	7.3	1, 30
7 1/2	3600	213TC	**CECP3769T**	2,345	SDM	20.24	173	89.5	230/460	8.6	1
	1800	213TC	**CECP3770T**	2,000	SDM	20.24	170	91.7	230/460	9.5	1
		213TC	**CECP3770T-5**	2,000	SDM	20.24	170	91.7	575	7.5	1
	1200	254TC	**CECP2276T**	3,059	SDM	25.28	305	91	230/460	10.7	1, 30
10	3600	215TC	**CECP3771T**	2,482	SDM	20.24	203	92.4	230/460	11	1, 30
	1800	215TC	**CECP3774T**	2,354	SDM	20.24	231	92.4	230/460	12.5	1
		215TC	**CECP3774T-5**	2,354	SDM	20.24	231	91.7	575	9.8	1
	1200	256TC	**CECP2332T**	3,913	SDM	25.28	323	91	230/460	14.2	1, 30
15	3600	254TC	**CECP2294T**	3,505	SDM	25.28	307	91.7	230/460	17.2	1, 30
	1800	254TC	**CECP2333T**	3,344	SDM	25.28	297	92.4	230/460	18.1	1, 30
		254TC	**CECP2333T-4**	3,344	SDM	25.28	296	92.4	460	18.1	1
		254TC	**CECP2333T-5**	3,344	SDM	25.28	296	92.4	575	14.6	1
	1200	284TC	**CECP4100T**	4,856	SDM	27.93	435	91.7	230/460	21	1, 30
20	3600	256TC	**CECP4106T**	3,991	SDM	25.28	333	91	230/460	22	1, 30
	1800	256TC	**CECP2334T**	3,544	SDM	25.28	339	93	230/460	24	1, 30
		256TC	**CECP2334T-4**	3,544	SDM	25.28	336	93	460	24	1
		256TC	**CECP2334T-5**	3,544	SDM	25.28	336	93	575	19.2	1
	1200	286TC	**CECP4102T**	6,384	SDM	27.93	460	91.7	230/460	26	1
25	3600	284TSC	**CECP4107T**	4,868	SDM	26.56	396	91.7	230/460	28	1, 30
	1800	284TC	**CECP4103T-4**	4,684	SDM	27.93	440	93.6	460	30	1
		286TC	**CECP4103T**	4,684	SDM	27.93	449	93.6	230/460	30	1, 30
		286TC	**CECP4103T-5**	4,684	SDM	27.93	449	93.6	575	24	1
	1200	324TC	**CECP4111T**	6,876	SDM	30.28	626	93	230/460	32	1, 30
30	3600	286TSC	**CECP4108T**	5,766	SDM	26.56	454	91.7	230/460	34	1
	1800	286TC	**CECP4104T**	5,406	SDM	27.93	478	93.6	230/460	36	1, 30
		286TC	**CECP4104T-4**	5,406	SDM	27.93	475	93.6	460	36	1
		286TC	**CECP4104T-5**	5,406	SDM	27.93	475	93.6	575	28	1
	1200	326TC	**CECP4117T**	8,623	SDM	30.28	640	93	230/460	39	1, 30

(a) See notes on inside back flap. Cast iron frame **Red** catalog number indicates **NEW** product.

Three phase, totally enclosed, 460 volts, 230/460 volts and 575 volts, C-Face

Hp	RPM	NEMA Frame	Catalog Number	List Price	Disc. Sym.	"C" Dim.	Aprx. Wt. (lb)	Full Load Efficiency	Voltage	Full Load Amps	Notes (a)
C-Face, Foot Mounted (continued)											
40	3600	324TSC	**CECP4109T**	7,751	SDM	28.78	571	92.4	230/460	45	1
	1800	324TC	**CECP4110T**	6,901	SDM	30.28	628	94.1	230/460	48	1, 30
	1200	364TC	**CECP4308T**	10,493	SDM	33.44	908	94.1	230/460	49.4	1
50	3600	326TSC	**CECP4114T**	8,079	SDM	28.78	639	93	230/460	56	1, 30
	1800	326TC	**CECP4115T**	7,941	SDM	30.28	656	94.5	230/460	58	1, 30
	1200	365TC	**CECP4312T**	12,246	SDM	33.44	908	94.1	230/460	61.7	1
60	3600	364TSC	**CECP4310T**	11,111	SDM	31.31	874	95	230/460	65.1	1
	1800	364TC	**CECP4314T**	10,998	SDM	33.44	880	95	230/460	68	1
		364TC	**CECP4314T-4**	10,581	SDM	33.48	961	95	460	70	1
		364TC	**CECP4314T-5**	10,581	SDM	33.48	961	95	575	55	1
75	3600	365TSC	**CECP4313T**	12,586	SDM	31.31	899	94.5	230/460	80.7	1
	1800	365TC	**CECP4316T**	12,508	SDM	33.44	905	95.4	230/460	85.9	1
100	3600	405TSC	**CECP4402T-4**	15,871	SDM	35.31	1327	95	460	110	1
	1800	405TC	**CECP4400T-4**	15,928	SDM	38.20	1388	95.4	460	112	1
150	1800	445TC	**CECP4406T-4**	22,059	SDM	44.75	2138	95.8	460	169	1
200	1800	447TC	**CECP4407T-4**	26,536	SDM	48.24	2455	96.2	460	222	1
C-Face, Footless											
1	3600	56C	**VECP3580-4**	1,001	SDM	14.50	60	84	460	1.4	1
	1800	56C	**VECP3581**	1,094	SDM	14.50	66	87.5	230/460	1.5	1
		56C	**VECP3581-4**	1,094	SDM	14.50	66	87.5	460	1.5	1
		143TC	**VECP3581T**	1,094	SDM	14.57	67	87.5	230/460	1.5	1
		143TC	**VECP3581T-4**	1,094	SDM	14.57	66	87.5	460	1.5	1
	1200	145TC	**VECP3582T**	1,205	SDM	14.57	69	82.5	230/460	1.7	1
1 1/2	3600	143TC	**VECP3583T-4**	1,129	SDM	14.57	67	85.5	460	2	1
	1800	145TC	**VECP3584T**	1,112	SDM	14.57	71	88.5	230/460	2.1	1
		145TC	**VECP3584T-4**	1,112	SDM	14.57	70	88.5	460	2.1	1
	1200	182TC	**VECP3667T**	1,431	SDM	16.98	103	87.5	230/460	2.5	1
2	3600	145TC	**VECP3586T-4**	1,182	SDM	14.57	74	86.5	460	2.5	1
	1800	145TC	**VECP3587T**	1,158	SDM	14.57	75	88.5	230/460	2.8	1
		145TC	**VECP3587T-4**	1,158	SDM	14.57	75	88.5	460	2.8	1
	1200	184TC	**VECP3664T**	1,451	SDM	16.98	114	88.5	230/460	3.2	1
3	3600	182TC	**VECP3660T-4**	1,419	SDM	16.98	103	88.5	460	3.4	1
	1800	182TC	**VECP3661T**	1,487	SDM	16.98	112	89.5	230/460	4.1	1
		182TC	**VECP3661T-4**	1,487	SDM	16.98	105	89.5	460	4.1	1
	1200	213TC	**VECP3764T**	2,140	SDM	21.36	165	90.2	230/460	4.5	1, 30
5	3600	184TC	**VECP3663T-4**	1,727	SDM	16.98	108	89.5	460	5.7	1
	1800	184TC	**VECP3665T**	1,513	SDM	16.98	119	89.5	230/460	6.5	1
		184TC	**VECP3665T-4**	1,513	SDM	16.98	119	89.5	460	6.6	1
	1200	215TC	**VECP3768T**	2,165	SDM	21.36	225	90.2	230/460	7.3	1, 30
7 1/2	3600	213TC	**VECP3769T-4**	2,313	SDM	21.36	173	91.7	460	8.6	1
	1800	213TC	**VECP3770T**	1,966	SDM	21.36	170	91.7	230/460	9.5	1
		213TC	**VECP3770T-4**	1,966	SDM	21.36	170	91.7	460	9.5	1
	1200	254TC	**VECP2276T**	3,392	SDM	27.40	338	91	230/460	10.7	1, 30
10	3600	215TC	**VECP3771T-4**	2,450	SDM	21.36	203	92.4	460	11	1
	1800	215TC	**VECP3774T**	2,322	SDM	21.36	231	92.4	230/460	12.5	1
		215TC	**VECP3774T-4**	2,322	SDM	21.36	231	92.4	460	12.5	1
	1200	256TC	**VECP2332T**	4,246	SDM	27.40	348	91	230/460	14.2	1, 30
15	1800	254TC	**VECP2333T**	3,279	SDM	27.40	314	92.4	230/460	18.1	1, 30
		254TC	**VECP2333T-4**	3,279	SDM	27.40	303	92.4	460	18.1	1
	1200	284TC	**VECP4100T**	5,006	SDM	30.68	503	91.7	230/460	21	1, 30
20	1800	256TC	**VECP2334T**	3,476	SDM	27.40	338	93	230/460	24	1, 30
		256TC	**VECP2334T-4**	3,476	SDM	27.40	365	93	460	24	1
	1200	286TC	**VECP4102T**	6,534	SDM	30.68	528	91.7	230/460	27	1
25	1800	284TC	**VECP4103T**	4,602	SDM	30.68	483	93.6	230/460	31	1, 30
	1200	324TC	**VECP4111T**	6,877	SDM	33.03	636	93	230/460	32	1, 30

(a) See notes on inside back flap.
Cast iron frame
Red catalog number indicates **NEW** product.

RPM XE, extreme efficiency, totally enclosed, 460 volts

10 thru 100 Hp



RPM XE, TEFC standard NEMA frame

Features:

- TEFC, 1800 RPM, severe duty, Design B, 1.15 SF
- Efficiency two to four levels above NEMA premium
- Power dense and standard NEMA frame sizes
- Designed for across the line operation
- Suitable for adjustable frequency power in scalar mode
- Up to IE3 combined system efficiency when properly matched with VFD running in V/Hz or scalar mode
- Operates at true synchronous speed regardless of load
- Up to IE5 Efficiency when run across the line

Applications:

- Centrifugal fan and pump applications
- Continuous applications demanding the ultimate efficiency
- Compressors
- Applications demanding reduced weight or inertia

Standard NEMA frame

Hp	RPM	Frame	Encl	Catalog Number	List Price	Disc. Sym.	"C" Dim.	Aprx. Wt. (lb)	*Full Load Efficiency	Full Load Amps	Dimension Sheet	Notes (a)
10	1800	HL215T	TEFC	**XEFRPM21104**	3,102	RP5	21.77	170	94.6	10	619704-001	
15	1800	HL254T	TEFC	**XEFRPM25154**	3,954	RP5	23.89	195	94.9	15	619702-001	
20	1800	HL256T	TEFC	**XEFRPM25204**	4,242	RP5	24.89	210	94.9	20	619703-001	
25	1800	HL284T	TEFC	**XEFRPM28254**	5,550	RP5	26.38	290	95.4	25	619696-001	
30	1800	HL286T	TEFC	**XEFRPM28304**	6,588	RP5	27.37	315	95.4	30	619697-001	
40	1800	HL324T	TEFC	**XEFRPM32404**	8,616	RP5	28.81	435	96.4	40	619698-001	
50	1800	HL326T	TEFC	**XEFRPM32504**	10,116	RP5	30.81	500	96.6	50	619699-001	
60	1800	HL364T	TEFC	**XEFRPM36604**	13,560	RP5	32.93	690	97.0	60	619707-001	
75	1800	HL365T	TEFC	**XEFRPM36754**	15,840	RP5	35.19	775	97.3	75	619706-001	
100	1800	HL405T	TEFC	**XEFRPM401004**	20,796	RP5	40.58	955	97.3	100	619705-001	

(a) See notes on inside back flap.

IEEE 841, three phase, totally enclosed, 460 volts and 575 volts

1 thru 300 Hp

IP56

Features:

- Meets and exceeds the requirements of IEEE Std. 841-2009
- Patented PLS lubrication system for bearing longevity
- Inverter ready nameplate
- Meets IEEE 45 on nameplate
- IEEE 841 test report ships with the motor

Applications:

- Chemical, oil & gas
- Pulp & paper, forest products
- Metals & foundries
- Cement, aggregate & above ground mining
- Food processing
- Power generation

Hp	RPM	NEMA Frame	Catalog Number	List Price	Disc. Sym.	"C" Dim.	Aprx. Wt. (lb)	Full Load Efficiency	Voltage	Full Load Amps	Notes (a)
460 volts											
1	3600	143T	**ECP83580T-4**	1,043	SD8	12.88	60	84	460	1.4	1
		143T	**ENCP83580T-4**	994	SD8	11.37	56	84	460	1.3	1, 60
	1800	143T	**ECP83581T-4**	1,145	SD8	12.88	69	87.5	460	1.5	1
		143T	**ENCP83581T-4**	1,087	SD8	11.37	60	87.5	460	1.5	1, 60
	1200	145T	**ECP83582T-4**	1,228	SD8	12.88	69	82.5	460	1.7	1
1 1/2	3600	143T	**ECP83583T-4**	1,120	SD8	12.88	69	85.5	460	2	1
	1800	145T	**ECP83584T-4**	1,165	SD8	12.87	73	88.5	460	2.1	1
	1200	182T	**ECP83667T-4**	1,414	SD8	15.93	114	87.5	460	2.5	1
2	3600	145T	**ECP83586T-4**	1,229	SD8	12.88	78	85.5	460	2.5	1
	1800	145T	**ECP83587T-4**	1,217	SD8	12.87	78	88.5	460	2.8	1
	1200	184T	**ECP83664T-4**	1,537	SD8	15.93	130	88.5	460	3.2	1
3	3600	182T	**ECP83660T-4**	1,465	SD8	15.93	116	88.5	460	3.4	1
	1800	182T	**ECP83661T-4**	1,541	SD8	15.93	116	89.5	460	4.1	1
	1200	213T	**ECP83764T-4**	2,143	SD8	19.50	165	89.5	460	4.5	1
5	3600	184T	**ECP83663T-4**	1,805	SD8	15.93	132	88.5	460	5.7	1
	1800	184T	**ECP83665T-4**	1,570	SD8	15.93	127	89.5	460	6.6	1
	1200	215T	**ECP83768T-4**	2,215	SD8	19.50	193	89.5	460	7.1	1
7 1/2	3600	213T	**ECP83769T-4**	2,356	SD8	19.50	179	91.7	460	8.6	1
	1800	213T	**ECP83770T-4**	1,978	SD8	19.50	199	91.7	460	9.5	1
	1200	254T	**ECP82276T-4**	3,195	SD8	24.78	343	91	460	10.5	1
10	3600	215T	**ECP83771T-4**	2,508	SD8	19.50	225	91	460	11.3	1
	1800	215T	**ECP83774T-4**	2,342	SD8	19.50	231	91.7	460	12.2	1
	1200	256T	**ECP82332T-4**	4,079	SD8	24.78	359	91	460	14.1	1
15	3600	254T	**ECP82394T-4**	3,264	SD8	24.78	308	91	460	17	1
	1800	254T	**ECP82333T-4**	3,015	SD8	24.78	322	92.4	460	17.6	1
	1200	284T	**ECP84100T-4**	4,712	SD8	27.93	447	91.7	460	19.4	1
20	3600	256T	**ECP84106T-4**	3,742	SD8	24.78	328	91.7	460	22	1
	1800	256T	**ECP82334T-4**	3,260	SD8	24.78	350	93	460	23	1
	1200	286T	**ECP84102T-4**	6,350	SD8	27.93	442	91.7	460	26	1
25	3600	284TS	**ECP84107T-4**	4,575	SD8	26.56	360	91.7	460	28	1
	1800	284T	**ECP84103T-4**	4,228	SD8	27.93	441	93.6	460	30	1
	1200	324T	**ECP84111T-4**	6,692	SD8	30.66	638	93	460	32	1
30	3600	286TS	**ECP84108T-4**	5,480	SD8	26.56	442	91.7	460	34	1
	1800	286T	**ECP84104T-4**	4,979	SD8	27.93	545	93.6	460	36	1
	1200	326T	**ECP84117T-4**	8,709	SD8	30.66	637	93	460	38.6	1
40	3600	324TS	**ECP84109T-4**	7,498	SD8	29.16	626	92.4	460	44	1
	1800	324T	**ECP84110T-4**	6,629	SD8	30.66	629	94.1	460	46	1
	1200	364T	**ECP84308T-4**	10,670	SD8	33.49	927	94.1	460	49.4	1
50	3600	326TS	**ECP84114T-4**	7,821	SD8	29.16	623	93	460	55	1
	1800	326T	**ECP84115T-4**	7,783	SD8	30.66	679	94.5	460	57	1
	1200	365T	**ECP84312T-4**	12,423	SD8	33.49	928	94.1	460	61.7	1

(a) See notes on inside back flap. Cast iron frame

IEEE 841, three phase, totally enclosed, 460 volts and 575 volts

Hp	RPM	NEMA Frame	Catalog Number	List Price	Disc. Sym.	"C" Dim.	Aprx. Wt. (lb)	Full Load Efficiency	Voltage	Full Load Amps	Notes (a)
460 volts (continued)											
60	3600	364TS	**ECP84310T-4**	11,288	SD8	31.37	905	95	460	65.1	1
	1800	364T	**ECP84314T-4**	11,175	SD8	33.49	913	95	460	68	1
	1200	404T	**ECP84403T-4**	14,718	SD8	38.04	1271	95	460	69	1
75	3600	365TS	**ECP84313T-4**	12,763	SD8	31.37	1045	94.5	460	80.7	1
	1800	365T	**ECP84316T-4**	12,685	SD8	33.49	971	95.4	460	85.9	1
	1200	405T	**ECP84404T-4**	17,827	SD8	38.20	1327	94.5	460	86.9	1
100	3600	405TS	**ECP84402T-4**	15,341	SD8	35.04	1277	95	460	110	1
	1800	405T	**ECP84400T-4**	16,043	SD8	38.20	1299	95.4	460	112	1
		405T	**ECP84400TR-4**	16,757	SD8	38.20	1326	95.4	460	112	1, 5
	1200	444T	**ECP84409T-4**	19,609	SD8	44.75	1940	95	460	119	1
		444T	**ECP84409TR-4**	20,837	SD8	44.97	1599	95	460	119	1, 5
125	3600	444TS	**ECP84412T-4**	17,941	SD8	40.98	1968	95	460	137	1
	1800	444T	**ECP84410T-4**	18,198	SD8	44.75	2020	95.4	460	144	1
		444T	**ECP84410TR-4**	19,426	SD8	44.97	1669	95.4	460	144	1, 5
	1200	445T	**ECP84411T-4**	22,257	SD8	44.75	2083	95	460	146	1
		445T	**ECP84411TR-4**	23,485	SD8	44.97	1874	95	460	146	1, 5
150	3600	445TS	**ECP84413T-4**	20,617	SD8	40.98	2053	95	460	164	1
	1800	445T	**ECP84406T-4**	21,521	SD8	44.75	2184	95.8	460	169	1
	1200	447T	**ECP844156T-4**	24,739	SD8	48.24	2536	95.8	460	170	1
		447T	**ECP844156TR-4**	25,964	SD8	48.24	2615	95.8	460	170	1, 5
200	3600	447TS	**ECP84416T-4**	27,256	SD8	44.48	2433	96.2	460	213	1
	1800	447T	**ECP84407T-4**	25,892	SD8	48.24	2582	96.2	460	222	1
		447T	**ECP84407TR-4**	27,119	SD8	48.24	2608	96.2	460	222	1, 5
	1200	449T	**ECP844206T-4**	32,865	SD8	53.24	3109	95.8	460	225	1
		449T	**ECP844206TR-4**	34,092	SD8	53.24	3108	95.8	460	225	1, 5
250	3600	449TS	**ECP844252T-4**	43,915	SD8	49.48	2790	96.2	460	266	1
	1800	449T	**ECP84408T-4**	33,052	SD8	53.24	2959	96.2	460	276	1
		449T	**ECP84408TR-4**	34,246	SD8	53.24	2995	96.2	460	276	1, 5
	1200	449T	**ECP844256T-4**	46,128	SD8	53.24	3102	95.8	460	287	1
		449T	**ECP844256TR-4**	48,720	SD8	53.49	3125	95.8	460	286	1, 5
300	1200	L449T	**ECP844306T-4**	47,744	SD8	60.47	3683	95.8	460	340	1
		L449T	**ECP844306TR-4**	50,336	SD8	60.47	3683	95.8	460	340	1, 5
575 volts											
1	3600	143T	**ECP83580T-5**	1,043	SD8	12.88	63	84	575	1.1	1
	1800	143T	**ECP83581T-5**	1,145	SD8	12.87	67	87.5	575	1.2	1
	1200	145T	**ECP83582T-5**	1,228	SD8	12.88	69	82.5	575	1.4	1
1 1/2	3600	143T	**ECP83583T-5**	1,120	SD8	12.87	71	85.5	575	1.6	1
	1800	145T	**ECP83584T-5**	1,165	SD8	12.87	73	88.5	575	1.7	1
	1200	182T	**ECP83667T-5**	1,414	SD8	15.93	105	87.5	575	2	1
2	3600	145T	**ECP83586T-5**	1,161	SD8	12.88	79	85.5	575	2	1
	1800	145T	**ECP83587T-5**	1,217	SD8	12.87	77	86.5	575	2.3	1
	1200	184T	**ECP83664T-5**	1,537	SD8	15.93	128	88.5	575	2.5	1
3	3600	182T	**ECP83660T-5**	1,465	SD8	15.93	116	88.5	575	2.7	1
	1800	182T	**ECP83661T-5**	1,541	SD8	15.93	118	89.5	575	3.3	1
	1200	213T	**ECP83764T-5**	2,143	SD8	19.50	211	89.5	575	3.6	1
5	3600	184T	**ECP83663T-5**	1,805	SD8	15.93	130	88.5	575	4.6	1
	1800	184T	**ECP83665T-5**	1,570	SD8	15.93	127	89.5	575	5.3	1
	1200	215T	**ECP83768T-5**	2,215	SD8	19.50	226	89.5	575	5.7	1
7 1/2	3600	213T	**ECP83769T-5**	2,356	SD8	19.50	179	91.7	575	6.9	1
	1800	213T	**ECP83770T-5**	1,978	SD8	19.50	199	91.7	575	7.6	1
	1200	254T	**ECP82276T-5**	3,352	SD8	24.78	348	91.7	575	8.4	1
10	3600	215T	**ECP83771T-5**	2,508	SD8	19.50	225	90.2	575	9	1
	1800	215T	**ECP83774T-5**	2,342	SD8	19.50	231	91.7	575	9.8	1
	1200	256T	**ECP82332T-5**	4,079	SD8	24.78	357	91.7	575	11.4	1
15	3600	254T	**ECP82394T-5**	3,264	SD8	24.78	305	91.7	575	13.7	1
	1800	254T	**ECP82333T-5**	3,015	SD8	24.78	318	92.4	575	14.1	1
	1200	284T	**ECP84100T-5**	4,712	SD8	27.93	445	91.7	575	15.6	1
20	3600	256T	**ECP84106T-5**	3,742	SD8	24.78	324	91.7	575	17.9	1
	1800	256T	**ECP82334T-5**	3,260	SD8	24.78	361	93	575	18.3	1
	1200	286T	**ECP84102T-5**	6,350	SD8	27.93	443	91.7	575	21	1

(a) See notes on inside back flap. Cast iron frame **Red** catalog number indicates **NEW** product.

IEEE 841, three phase, totally enclosed, 460 volts and 575 volts

Hp	RPM	NEMA Frame	Catalog Number	List Price	Disc. Sym.	"C" Dim.	Aprx. Wt. (lb)	Full Load Efficiency	Voltage	Full Load Amps	Notes (a)
575 volts (continued)											
25	3600	284TS	**ECP84107T-5**	4,575	SD8	26.56	429	91.7	575	23	1
	1800	284T	**ECP84103T-5**	4,228	SD8	27.93	345	93.6	575	24	1
	1200	324T	**ECP84111T-5**	6,692	SD8	30.66	623	93	575	25.4	1
30	3600	286TS	**ECP84108T-5**	5,480	SD8	26.56	422	91.7	575	27	1
	1800	286T	**ECP84104T-5**	4,979	SD8	27.93	489	93.6	575	28	1
	1200	326T	**ECP84117T-5**	8,709	SD8	30.66	635	93	575	31	1
40	3600	324TS	**ECP84109T-5**	7,498	SD8	29.16	624	92.4	575	35	1
	1800	324T	**ECP84110T-5**	6,629	SD8	30.66	635	94.1	575	37	1
	1200	364T	**ECP84308T-5**	10,670	SD8	33.49	922	94.1	575	39.5	1
50	3600	326TS	**ECP84114T-5**	7,821	SD8	29.16	662	93	575	44	1
	1800	326T	**ECP84115T-5**	7,783	SD8	30.66	653	94.5	575	45	1
	1200	365T	**ECP84312T-5**	12,423	SD8	33.49	924	94.1	575	49.3	1
60	3600	364TS	**ECP84310T-5**	11,288	SD8	31.37	932	95	575	52	1
	1800	364T	**ECP84314T-5**	11,175	SD8	33.49	937	95	575	54.4	1
	1200	404T	**ECP84403T-5**	14,718	SD8	38.04	1275	95	575	55.2	1
75	3600	365TS	**ECP84313T-5**	12,763	SD8	31.37	998	94.5	575	64.5	1
	1800	365T	**ECP84316T-5**	12,685	SD8	33.49	985	95.4	575	68.7	1
	1200	405T	**ECP84404T-5**	17,827	SD8	38.04	1283	94.5	575	69.5	1
100	3600	405TS	**ECP84402T-5**	15,341	SD8	35.04	1287	95	575	88	1
	1800	405T	**ECP84400T-5**	16,043	SD8	38.04	1304	95.4	575	89.6	1
	1200	444T	**ECP84409T-5**	19,609	SD8	44.75	1885	95	575	92	1
125	3600	444TS	**ECP84412T-5**	17,941	SD8	40.98	1799	95.4	575	109	1
	1800	444T	**ECP84410T-5**	18,198	SD8	44.75	1915	95.8	575	111	1
	1200	445T	**ECP84411T-5**	22,257	SD8	44.75	2000	95.4	575	114	1
150	3600	445TS	**ECP84413T-5**	20,617	SD8	40.98	2062	96.2	575	131	1
	1800	445T	**ECP84406T-5**	21,521	SD8	44.75	1886	96.2	575	132	1
	1200	447T	**ECP844156TR-5**	25,964	SD8	48.24	2595	95.8	575	136	1, 5
200	3600	447TS	**ECP84416T-5**	27,256	SD8	44.48	2182	96.2	575	177	1
	1800	447T	**ECP84407T-5**	25,892	SD8	48.24	2606	96.2	575	178	1
		447T	**ECP84407TR-5**	27,119	SD8	48.24	2618	96.2	575	178	1, 5
	1200	449T	**ECP844206TR-5**	34,092	SD8	53.24	3100	95.8	575	180	1, 5
250	3600	449TS	**ECP844252T-5**	43,915	SD8	49.48	2784	96.2	575	212	1
	1800	449T	**ECP84408T-5**	33,052	SD8	53.24	2932	96.2	575	220	1
		449T	**ECP84408TR-5**	34,246	SD8	53.24	2732	96.2	575	220	1, 5
	1200	449T	**ECP844256TR-5**	48,720	SD8	53.47	3125	95.8	575	229	1, 5
300	1200	L449T	**ECP844306TR-5**	50,336	SD8	60.47	3683	95.8	575	272	1, 5

(a) See notes on inside back flap
Cast iron frame
Red catalog number indicates **NEW** product.

IEEE 841, three phase, TEFC, 460 volts and 575 volts, C-Face

1 thru 75 Hp

IP56

Features:

- Meets and exceeds the requirements of IEEE Std. 841-2009
- Patented PLS lubrication system for bearing longevity
- Inverter ready nameplate
- Meets IEEE 45 on nameplate
- IEEE 841 test report ships with the motor
- Locked bearing to allow mounting in any configuration

Applications:

- Chemical, oil & gas
- Pulp & paper, forest products
- Metals & foundries
- Cement, aggregate & above ground mining
- Food processing
- Power generation

Hp	RPM	NEMA Frame	Catalog Number	List Price	Disc. Sym.	"C" Dim.	Aprx. Wt. (lb)	Full Load Efficiency	Voltage	Full Load Amps	Notes (a)
C-Face, foot mounted, 460 volts											
1	3600	56C	**CECP83580-4**	1,339	SD8	14.81	56	84	460	1.4	10
		143TC	**CECP83580T-4**	1,087	SD8	13.38	63	84	460	1.4	1
		143TC	**CENCP83580T-4**	1,039	SD8	12.00	61	84	460	1.3	1, 60
	1800	56C	**CECP83581-4**	1,442	SD8	14.81	56	87.5	460	1.5	10
		143TC	**CECP83581T-4**	1,190	SD8	13.38	71	87.5	460	1.5	1
		143TC	**CENCP83581T-4**	1,130	SD8	12.00	64	87.5	460	1.5	1, 60
	1200	56C	**CECP83582-4**	1,525	SD8	14.81	56	82.5	460	1.7	10
		145TC	**CECP83582T-4**	1,273	SD8	13.38	56	82.5	460	1.7	1
1 1/2	3600	143TC	**CECP83583T-4**	1,164	SD8	13.38	71	85.5	460	2	1
	1800	145TC	**CECP83584T-4**	1,212	SD8	13.38	75	88.5	460	2.1	1
	1200	182TC	**CECP83667T-4**	1,461	SD8	16.69	99	87.5	460	2.5	1
2	3600	145TC	**CECP83586T-4**	1,277	SD8	13.38	80	85.5	460	2.5	1
	1800	145TC	**CECP83587T-4**	1,262	SD8	13.38	78	88.5	460	2.8	1
	1200	184TC	**CECP83664T-4**	1,681	SD8	16.69	113	88.5	460	3.2	1
3	3600	182TC	**CECP83660T-4**	1,552	SD8	16.69	121	88.5	460	3.4	1
	1800	182TC	**CECP83661T-4**	1,644	SD8	16.69	120	89.5	460	4.1	1
	1200	213TC	**CECP83764T-4**	2,246	SD8	20.23	211	89.5	460	4.5	1
5	3600	184TC	**CECP83663T-4**	1,886	SD8	16.69	136	88.5	460	5.7	1
	1800	184TC	**CECP83665T-4**	1,653	SD8	16.69	131	89.5	460	6.6	1
	1200	215TC	**CECP83768T-4**	2,298	SD8	20.23	226	89.5	460	7.1	1
7 1/2	3600	213TC	**CECP83769T-4**	2,445	SD8	20.23	179	91.7	460	8.6	1
	1800	213TC	**CECP83770T-4**	2,094	SD8	20.23	178	91.7	460	9.5	1
	1200	254TC	**CECP82276T-4**	3,311	SD8	25.28	346	91	460	10.5	1
10	3600	215TC	**CECP83771T-4**	2,595	SD8	20.23	225	91	460	11.3	1
	1800	215TC	**CECP83774T-4**	2,531	SD8	20.23	231	91.7	460	12.2	1
	1200	256TC	**CECP82332T-4**	4,268	SD8	25.28	362	91	460	14.1	1
15	3600	254TC	**CECP82394T-4**	3,549	SD8	25.28	308	91	460	17	1
	1800	254TC	**CECP82333T-4**	3,465	SD8	25.28	322	92.4	460	17.6	1
	1200	284TC	**CECP84100T-4**	5,162	SD8	27.93	420	91.7	460	19.4	1
20	3600	256TC	**CECP84106T-4**	4,025	SD8	25.28	328	91.7	460	22	1
	1800	256TC	**CECP82334T-4**	3,666	SD8	25.28	356	93	460	23	1
	1200	286TC	**CECP84102T-4**	6,756	SD8	27.93	460	91.7	460	26	1
25	3600	284TSC	**CECP84107T-4**	5,490	SD8	26.56	433	91.7	460	28	1
	1800	284TC	**CECP84103T-4**	5,145	SD8	27.93	430	93.6	460	30	1
	1200	324TC	**CECP84111T-4**	7,609	SD8	30.66	660	93	460	32	1
30	3600	286TSC	**CECP84108T-4**	6,395	SD8	26.56	470	91.7	460	34	1
	1800	286TC	**CECP84104T-4**	5,892	SD8	27.93	465	93.6	460	36	1
	1200	326TC	**CECP84117T-4**	9,622	SD8	30.66	640	93	460	38.6	1
40	3600	324TSC	**CECP84109T-4**	8,505	SD8	29.16	587	92.4	460	44	1
	1800	324TC	**CECP84110T-4**	7,637	SD8	30.66	600	94.1	460	46	1
	1200	364TC	**CECP84308T-4**	11,641	SD8	33.49	908	94.1	460	49.4	1

(a) See notes on inside back flap.

Cast iron frame

IEEE 841, three phase, TEFC, 460 volts and 575 volts, C-Face

Hp	RPM	NEMA Frame	Catalog Number	List Price	Disc. Sym.	"C" Dim.	Aprx. Wt. (lb)	Full Load Efficiency	Voltage	Full Load Amps	Notes (a)
C-Face, foot mounted, 460 volts (continued)											
50	3600	326TSC	**CECP84114T-4**	8,831	SD8	29.16	670	93	460	55	1
	1800	326TC	**CECP84115T-4**	8,790	SD8	30.66	683	94.5	460	57	1
	1200	365TC	**CECP84312T-4**	13,394	SD8	33.49	925	94.1	460	61.7	1
60	3600	364TSC	**CECP84310T-4**	12,259	SD8	31.37	899	95	460	65.1	1
	1800	364TC	**CECP84314T-4**	12,146	SD8	33.49	906	95	460	68	1
75	3600	365TSC	**CECP84313T-4**	13,734	SD8	31.37	1007	94.5	460	80.7	1
	1800	365TC	**CECP84316T-4**	13,656	SD8	33.49	1050	95.4	460	85.9	1
C-Face, foot mounted, 575 volts											
1	1800	143TC	**CECP83581T-5**	1,190	SD8	13.38	71	87.5	575	1.2	1
2	1800	145TC	**CECP83587T-5**	1,262	SD8	13.38	80	86.5	575	2.3	1
3	1800	182TC	**CECP83661T-5**	1,644	SD8	16.69	122	89.5	575	3.3	1
5	1800	184TC	**CECP83665T-5**	1,653	SD8	16.69	131	89.5	575	5.3	1
7 1/2	1800	213TC	**CECP83770T-5**	2,094	SD8	20.23	211	91.7	575	7.6	1
10	1800	215TC	**CECP83774T-5**	2,531	SD8	20.23	231	91.7	575	9.8	1
15	1800	254TC	**CECP82333T-5**	3,465	SD8	25.28	309	92.4	575	14.1	1
20	1800	256TC	**CECP82334T-5**	3,666	SD8	25.28	357	93	575	18.3	1
25	1800	284TC	**CECP84103T-5**	5,145	SD8	27.93	444	93.6	575	24	1
30	1800	286TC	**CECP84104T-5**	5,892	SD8	27.93	487	93.6	575	28	1
40	1800	324TC	**CECP84110T-5**	7,637	SD8	30.66	670	94.1	575	37	1
50	1800	326TC	**CECP84115T-5**	8,790	SD8	30.66	663	94.5	575	45	1
C-Face, footless, 460 volts											
1	3600	143TC	**VENCP83580T-4**	985	SD8	12.00	59	84	460	1.3	1, 60
	1800	143TC	**VENCP83581T-4**	1,063	SD8	12.00	63	87.5	460	1.5	1, 60
1 1/2	3600	143TC	**VECP83583T-4**	1,153	SD8	14.56	75	85.5	460	2	1
	1800	145TC	**VECP83584T-4**	1,199	SD8	14.56	76	88.5	460	2.1	1
2	3600	145TC	**VECP83586T-4**	1,264	SD8	14.56	83	85.5	460	2.5	1
	1800	145TC	**VECP83587T-4**	1,250	SD8	14.56	79	88.5	460	2.8	1
3	3600	182TC	**VECP83660T-4**	1,536	SD8	16.69	121	88.5	460	3.4	1
	1800	182TC	**VECP83661T-4**	1,628	SD8	16.69	117	89.5	460	4.1	1
5	3600	184TC	**VECP83663T-4**	1,871	SD8	16.69	132	88.5	460	5.7	1
	1800	184TC	**VECP83665T-4**	1,637	SD8	16.69	128	89.5	460	6.6	1
7 1/2	3600	213TC	**VECP83769T-4**	2,414	SD8	20.24	179	91.7	460	8.6	1
	1800	213TC	**VECP83770T-4**	2,062	SD8	20.24	211	91.7	460	9.5	1
10	3600	215TC	**VECP83771T-4**	2,563	SD8	20.24	225	91	460	11.3	1
	1800	215TC	**VECP83774T-4**	2,499	SD8	20.24	231	91.7	460	12.2	1
15	3600	254TC	**VECP82394T-4**	3,403	SD8	25.28	304	91	460	17	1
	1800	254TC	**VECP82333T-4**	3,318	SD8	25.28	324	92.4	460	17.6	1
20	3600	256TC	**VECP84106T-4**	3,879	SD8	25.28	319	91.7	460	22	1
	1800	256TC	**VECP82334T-4**	3,517	SD8	25.28	355	93	460	23	1

(a) See notes on inside back flap.
Cast iron frame

661XL / IEEE841, three phase, TEFC, 460 volts, foot mounted

5 thru 75 Hp

IP56

Features:

- Exceeds the requirements of IEEE Std. 841-2009 with the exception of using Mobilith grease for exceptional roller bearing performance
- Roller bearing for belted applications, 40,000 hours L10 life per API 661
- Vertical lifting provisions for shaft up and shaft down mounting
- Patented PLS bearing lubrication system
- IP56 enclosure: dome shaft slinger, bronze labyrinth shaft seal, gasketed conduit box and cover
- Inverter ready nameplate
- Meets IEEE 45 on nameplate
- IEEE 841 test report ships with the motor

Applications:

- Belt driven heat exchangers

Hp	RPM	NEMA Frame	Catalog Number	List Price	Disc. Sym.	"C" Dim.	Aprx. Wt. (lb)	Full Load Efficiency	Voltage	Full Load Amps	Notes (a)
5	1800	184T	**ECP63665T-4**	1,570	SD6	15.93	128	89.5	460	6.6	1
7 1/2	1800	213T	**ECP63770TR-4**	2,248	SD6	19.49	195	91.7	460	9.5	1, 5
10	1800	215T	**ECP63774TR-4**	2,611	SD6	19.49	231	91.7	460	12.2	1, 5
15	1800	254T	**ECP62333TR-4**	3,372	SD6	24.88	324	92.4	460	17.6	1, 5
20	1800	256T	**ECP62334TR-4**	3,617	SD6	24.88	355	93	460	23	1, 5
25	1800	284T	**ECP64103TR-4**	4,676	SD6	28.01	461	93.6	460	30	1, 5
30	1800	286T	**ECP64104TR-4**	5,426	SD6	28.01	487	93.6	460	36	1, 5
40	1800	324T	**ECP64110TR-4**	7,198	SD6	30.76	600	94.1	460	46	1, 5
50	1800	326T	**ECP64115TR-4**	8,354	SD6	30.76	687	94.5	460	57	1, 5
60	1800	364T	**ECP64314TR-4**	11,280	SD6	33.48	936	95	460	68	1, 5
75	1800	365T	**ECP64316TR-4**	12,790	SD6	33.48	976	95.4	460	85.9	1, 5

(a) See notes on inside back flap.
Cast iron frame

Dirty Duty Plus, three phase, TEFC

1/2 thru 10 Hp

IP56

Features:

- Cast iron endplates & conduit box
- 300 series stainless steel shaft extension
- 2 part epoxy paint system passed 2,000+ hours salt fog test per ASTM B 117
- Permanently lubricated, double sealed ball bearings
- IP56 enclosure includes: labyrinth shaft seals, gasketed conduit box and cover
- Inverter ready nameplate
- Meets IEEE 45 on nameplate

Applications:

- Chemical, oil & gas
- Pulp & paper, forest products
- Coastal marine

Hp	RPM	NEMA Frame	Enclosure	Catalog Number	List Price	Disc. Sym.	"C" Dim.	Aprx. Wt. (lb)	Full Load Efficiency	Voltage	Full Load Amps	Notes (a)
Foot mounted												
1/2	1800	56	TEFC	**DM3538**	626	SDD	11.35	27	75.5	230/460	0.9	12, 15
3/4	1800	56	TEFC	**DM3542**	654	SDD	11.35	30	74	230/460	1.4	12, 15
1	1800	56	TEFC	**EDM3546**	976	SDD	12.85	35	85.5	230/460	1.5	1
C-Face, foot mounted												
1/2	3600	56C	TEFC	**CDM3537**	630	SDD	11.34	26	68	230/460	0.9	12, 15
	1800	56C	TEFC	**CDM3538**	655	SDD	11.34	29	74	230/460	0.9	12, 15
		56C	TENV	**CNDM3538**	655	SDD	11.05	34	80	230/460	0.8	12
	1200	56C	TEFC	**CDM3539**	850	SDD	11.34	30	72	230/460	1.3	12, 15
3/4	1800	56C	TEFC	**CDM3542**	681	SDD	11.34	33	75.5	230/460	1.4	12, 15
		56C	TENV	**CNDM3542**	681	SDD	11.05	37	78.5	230/460	1.4	12
	1200	56C	TEFC	**CDM3543**	862	SDD	12.84	38	77	230/460	1.4	12, 15
1	3600	56C	TEFC	**CEDM3545**	907	SDD	12.28	39	77	230/460	1.4	12
	1800	56C	TEFC	**CEDM3546**	1,004	SDD	12.84	38	85.5	230/460	1.5	1
		56C	TENV	**CNEDM3546**	1,004	SDD	11.05	41	85.5	230/460	1.5	1
		143TC	TENV	**CNEDM3546T**	1,014	SDD	12.12	42	85.5	230/460	1.5	1
	1200	56C	TEFC	**CEDM3556**	1,122	SDD	12.28	45	82.5	230/460	1.8	1
1 1/2	3600	56C	TEFC	**CEDM3550**	992	SDD	13.28	42	84	230/460	1.9	1
	1800	56C	TEFC	**CEDM3554**	1,086	SDD	12.24	42	86.5	230/460	2.2	1
		145TC	TEFC	**CEDM3554T**	1,096	SDD	13.35	41	86.5	230/460	2.2	1
		145TC	TENV	**CNEDM3554T**	1,096	SDD	12.12	48	86.5	230/460	2.1	1
2	3600	56C	TEFC	**CEDM3555**	1,061	SDD	13.28	38	85.5	230/460	2.5	1
	1800	56C	TEFC	**CEDM3558**	1,133	SDD	13.28	49	86.5	230/460	2.9	1
		145TC	TEFC	**CEDM3558T**	1,143	SDD	13.35	52	86.5	230/460	2.9	1
3	3600	145TC	TEFC	**CEDM3559T**	1,137	SDD	14.23	59	86.5	230/460	3.6	1
	1800	182TC	TEFC	**CEDM3611T**	1,262	SDD	16.60	90	89.5	230/460	4.2	1
	1200	213TC	TEFC	**CEDM3704T**	1,943	SDD	19.76	154	89.5	230/460	4.6	1
5	3600	184TC	TEFC	**CEDM3613T**	1,350	SDD	16.60	97	88.5	230/460	5.9	1
	1800	184TC	TEFC	**CEDM3615T**	1,291	SDD	18.10	108	89.5	230/460	6.7	1
	1200	215TC	TEFC	**CEDM3708T**	2,118	SDD	21.26	181	89.5	230/460	7.2	1
7 1/2	3600	213TC	TEFC	**CEDM3709T**	2,059	SDD	18.63	138	89.5	230/460	9	1
	1800	213TC	TEFC	**CEDM3710T**	1,920	SDD	19.76	146	91.7	230/460	9.5	1
10	3600	215TC	TEFC	**CEDM3711T**	2,079	SDD	18.63	138	90.2	230/460	11.8	1
	1800	215TC	TEFC	**CEDM3714T**	2,091	SDD	21.26	185	91.7	230/460	12	1

(a) See notes on inside back flap.

Dirty Duty Plus, three phase, TEFC

Hp	RPM	NEMA Frame	Enclosure	Catalog Number	List Price	Disc. Sym.	"C" Dim.	Aprx. Wt. (lb)	Full Load Efficiency	Voltage	Full Load Amps	Notes (a)
C-Face, footless												
1/2	3600	56C	TEFC	**VDM3537**	624	SDD	11.35	25	68	230/460	0.9	12, 15
	1800	56C	TEFC	**VDM3538**	646	SDD	11.35	28	75.5	230/460	0.9	12, 15
		56C	TENV	**VNDM3538**	646	SDD	11.05	35	80	230/460	0.8	12
3/4	3600	56C	TEFC	**VDM3541**	660	SDD	11.35	27	72	230/460	1.2	12, 15
	1800	56C	TEFC	**VDM3542**	672	SDD	12.85	31	74	230/460	1.4	12, 15
		56C	TENV	**VNDM3542**	672	SDD	11.05	37	78.5	230/460	1.4	12
1	3600	56C	TEFC	**VEDM3545**	907	SDD	11.97	28	77	230/460	1.6	1
	1800	56C	TEFC	**VEDM3546**	1,004	SDD	12.28	37	85.5	230/460	1.5	1
		56C	TENV	**VNEDM3546**	1,004	SDD	12.05	41	85.5	230/460	1.5	1
		143TC	TENV	**VNEDM3546T**	1,014	SDD	11.13	41	85.5	230/460	1.5	1
1 1/2	3600	56C	TEFC	**VEDM3550**	992	SDD	12.28	44	84	230/460	1.9	1
	1800	56C	TEFC	**VEDM3554**	1,086	SDD	13.29	42	86.5	230/460	2.2	1
		56C	TENV	**VNEDM3554**	1,086	SDD	12.93	48	86.5	230/460	2.1	1
		145TC	TENV	**VNEDM3554T**	1,096	SDD	13.00	49	86.5	230/460	2.1	1
2	1800	56C	TEFC	**VEDM3558**	1,133	SDD	13.29	47	86.5	230/460	2.9	1
		145TC	TEFC	**VEDM3558T**	1,143	SDD	13.35	47	86.5	230/460	2.9	1
3	1800	182TC	TEFC	**VEDM3611T**	1,262	SDD	16.60	86	89.5	230/460	4.2	1
5	1800	184TC	TEFC	**VEDM3615T**	1,291	SDD	18.10	91	89.5	230/460	6.7	1, 8
7 1/2	1800	213TC	TEFC	**VEDM3710T**	1,920	SDD	19.76	131	91.7	230/460	9.5	1
10	1800	215TC	TEFC	**VEDM3714T**	2,091	SDD	21.26	147	91.7	230/460	12	1, 8

(a) See notes on inside back flap.

Quarry duty motors, three phase, TEFC, Design C, high torque

2 thru 10 Hp

IP55

Features:

- High torque NEMA Design C
- Steel band frame – cast endplates & conduit box, cast iron fan cover
- IP55 enclosure includes: gasketed conduit box and cover, shaft seal
- Inverter ready

Applications:

- Cement
- Aggregate
- Above ground mining
- Bulk material handling
- Belt conveyors and screens

Hp	RPM	NEMA Frame	Catalog Number	List Price	Disc. Sym.	"C" Dim.	Aprx. Wt. (lb)	Full Load Efficiency	Voltage	Full Load Amps	Notes (a)
Foot mounted											
2	1800	145T	**EM3558T-9**	806	SDQ	13.29	45	86.5	230/460	2.9	1, 30
3	1800	182T	**EM3611T-9**	945	SDQ	18.04	83	89.5	230/460	4.3	1, 30
5	1800	184T	**EM3615T-9**	1,026	SDQ	18.04	95	89.5	230/460	7.1	1, 30, 35
7 1/2	1800	213T	**EM3710T-9**	1,387	SDQ	19.02	140	91.7	230/460	10.1	1, 30
10	1800	215T	**EM3714T-9**	1,614	SDQ	21.02	187	91.7	230/460	13.1	1, 30, 35

(a) See notes on inside back flap.
Cast iron frame

Crusher motors, three phase, TEFC, 460 volts and 575 volts, foot mounted

5 thru 600 Hp

IP55 IP66

Features:

- High torque NEMA Design A, exceeds NEMA Design C torques
- 1.25 SF up to 100 Hp, 1.15 SF over 100 Hp
- Oversized ball bearings up to 50 Hp, ball and roller bearing designs 60 Hp and up. 586/7/8 frames include oversized roller bearing on DE.
- 586/7/8 frames include oversized, insulated ODE bearing and oversized 4.375" shaft.
- IP55 for frame sizes up to L449. IP66 for 586/7/8 frames.
- Embossed raised letter, 304 stainless steel nameplates
- Inverter ready nameplate
- "TR" catalog numbers are standard roller bearing

Applications:

- Cement
- Aggregate
- Above ground mining
- Bulk material handling
- Crushers, belt conveyors and screens

Hp	RPM	NEMA Frame	Catalog Number	List Price	Disc. Sym.	"C" Dim.	Aprx. Wt. (lb)	Full Load Efficiency	Voltage	Full Load Amps	Notes (a)
460 volts											
5	1800	184T	**ECR9054T**	808	SDC	15.93	118	89.5	230/460	7.1	12
	1200	215T	**ECR9056T**	1,395	SDC	19.50	226	89.5	230/460	7.5	12
7 1/2	1800	213T	**ECR9074T**	1,139	SDC	19.50	231	91.7	230/460	9.3	12
	1200	254T	**ECR9076T**	2,160	SDC	24.78	320	91	230/460	10.3	12
10	1800	215T	**ECR9104T**	1,396	SDC	19.50	240	91.7	230/460	12.3	12
	1200	256T	**ECR9106T**	2,509	SDC	24.78	355	91	230/460	14	12
15	1800	254T	**ECR9154T**	1,933	SDC	24.78	286	92.4	230/460	18.6	12
	1200	284T	**ECR9156T**	3,443	SDC	27.93	500	91.7	230/460	19.4	12
20	1800	256T	**ECR9204T**	2,303	SDC	24.78	366	93	230/460	24	12
	1200	286T	**ECR9206T**	4,145	SDC	27.93	535	91.7	230/460	29	12
25	1800	284T	**ECR9254T**	2,870	SDC	27.93	380	93.6	230/460	31	12
	1200	324T	**ECR9256T**	4,956	SDC	30.66	630	93	230/460	34	12
30	1800	286T	**ECR9304T**	3,375	SDC	27.93	465	93.6	230/460	37	12
	1200	326T	**ECR9306T**	5,522	SDC	30.66	680	93	230/460	42	12
40	1800	324T	**ECR9404T**	4,371	SDC	30.66	645	94.1	230/460	49	12
	1200	364T	**ECR9406TR**	10,235	SDC	33.49	918	94.1	230/460	49	5,12
50	1800	326T	**ECR9504T**	5,335	SDC	30.66	700	94.5	230/460	61	12
	1200	365T	**ECR9506TR**	11,988	SDC	33.49	930	94.1	230/460	62	5,12
	900	404T	**ECR9508TR**	11,302	SDC	38.20	1322	92.4	230/460	79.4	5,12
60	1800	364T	**ECR9604T**	10,115	SDC	33.49	977	95	230/460	70	12
		364T	**ECR9604TR**	10,740	SDC	33.49	977	95	230/460	70	5,12
	1200	404T	**ECR9606TR**	10,992	SDC	38.04	1322	94.5	230/460	70.7	5,12
	900	405T	**ECR9608TR**	12,780	SDC	38.20	1420	92.4	230/460	93.2	5,12
75	1800	365T	**ECR9754T**	11,625	SDC	33.49	962	95.4	230/460	87.5	12
		365T	**ECR9754TR**	12,250	SDC	33.49	962	95.4	230/460	87.5	5,12
	1200	405T	**ECR9756TR-4**	12,615	SDC	38.20	1422	94.5	460	91	5,12
	900	444T	**ECR9758TR-4**	15,648	SDC	44.87	1874	93.6	460	98.8	5,12
100	1800	405T	**ECR91004T-4**	12,229	SDC	38.20	1390	95.4	460	115	12
		405T	**ECR91004TR-4**	12,229	SDC	38.20	1390	95.4	460	115	5,12
	1200	444T	**ECR91006TR-4**	16,353	SDC	44.75	2029	95	460	119	5,12
	900	445T	**ECR91008TR-4**	17,450	SDC	44.75	2129	93.6	460	133	5,12
125	1800	444T	**ECR91254T-4**	15,444	SDC	44.75	1964	95.4	460	149	1
		444T	**ECR91254TR-4**	15,444	SDC	44.75	1964	95.4	460	149	1, 5
	1200	445T	**ECR91256TR-4**	18,794	SDC	44.75	1874	95.4	460	153	1, 5
	900	447T	**ECR91258TR-4**	22,580	SDC	48.24	2380	94.1	460	171	1, 5
150	1800	445T	**ECR91504T-4**	18,224	SDC	44.75	1996	95.8	460	168	1
		445T	**ECR91504TR-4**	18,224	SDC	44.75	1996	95.8	460	168	1, 5
	1200	447T	**ECR91506TR-4**	21,592	SDC	48.24	2459	95.8	460	180	1, 5
	900	449T	**ECR91508TR-4**	25,938	SDC	53.47	2648	94.5	460	203	1, 5

(a) See notes on inside back flap. Cast iron frame

Optional oversized conduit boxes are available for 586-8 frames. See Motor Accessories section.

Crusher motors, three phase, TEFC, 460 volts and 575 volts, foot mounted

Hp	RPM	NEMA Frame	Catalog Number	List Price	Disc. Sym.	"C" Dim.	Aprx. Wt. (lb)	Full Load Efficiency	Voltage	Full Load Amps	Notes (a)
460 volts (continued)											
200	1800	447T	**ECR92004T-4**	22,072	SDC	48.24	2455	96.2	460	225	1
		447T	**ECR92004TR-4**	22,072	SDC	48.24	2455	96.2	460	225	1, 5
	1200	449T	**ECR92006TR-4**	26,293	SDC	53.24	3125	95.8	460	277	1, 5
	900	L449T	**ECR92008TR-4**	32,634	SDC	60.22	3430	94.5	460	277	1, 5
250	1800	449T	**ECR92504T-4**	22,387	SDC	53.24	2694	96.2	460	278	
		449T	**ECR92504TR-4**	22,387	SDC	53.24	2694	96.2	460	278	
	1200	449T	**ECR92506TR-4**	30,113	SDC	53.24	3225	95.8	460	283	
		586/7TZ	**ECR582506-PPN**	39,263	ICR	65.72	4806	95.8	460	295	1, 5
	900	L449T	**ECR92508TR-4**	41,194	SDC	60.22	3390	95	460	359	
		586/7T	**ECR582508-PP**	50,138	ICR	65.72	4806	95	460	312	1, 5
300	1800	449T	**ECR93004T-4**	31,370	SDC	53.24	2888	96.2	460	336	
		449T	**ECR93004TR-4**	31,370	SDC	53.24	2888	96.2	460	336	
		586/7TZ	**ECR583004-PPN**	36,251	ICR	65.72	4718	96.2	460	343	1, 5
	1200	L449T	**ECR93006TR-4**	39,347	SDC	61.59	3683	95.8	460	381	
		586/7TZ	**ECR583006-PPN**	46,070	ICR	65.72	4806	95.8	460	352	1, 5
	900	586/7T	**ECR583008-PP**	54,394	ICR	65.72	4806	95	460	379	1, 5
350	1800	449T	**ECR93504T-4**	34,740	SDC	61.59	3027	96.2	460	390	
		449T	**ECR93504TR-4**	34,740	SDC	61.59	3027	96.2	460	390	
		586/7TZ	**ECR583504-PPN**	40,139	ICR	65.72	4718	96.2	460	396	1, 5
	1200	L449T	**ECR93506TR-4**	43,718	SDC	61.59	3683	95.8	460	433	
		586/7TZ	**ECR583506-PPN**	49,912	ICR	65.72	4806	95.8	460	407	1, 5
	900	586/7T	**ECR583508-PP**	59,961	ICR	65.72	4806	95.2	460	436	1, 5
400	1800	L449T	**ECR94004T-4**	40,396	SDC	53.24	3875	96.2	460	442	
		L449T	**ECR94004TR-4**	40,396	SDC	60.22	3875	96.2	460	442	
		586/7TZ	**ECR584004-PPN**	44,105	ICR	65.72	4718	96.2	460	452	1, 5
	1200	586/7TZ	**ECR584006-PPN**	54,961	ICR	65.72	4806	95	460	465	1, 5
450	1800	586/7TZ	**ECR584504-PPN**	50,302	ICR	65.72	4718	96.2	460	519	1, 5
	1200	586/7TZ	**ECR584506-PPN**	60,161	ICR	65.72	4806	95	460	530	1, 5
	900	587/8T	**ECR584508-PP**	68,892	ICR	75.56	5760	95	460	559	1, 5
500	1800	586/7TZ	**ECR585004-PPN**	51,497	ICR	65.72	4718	96.2	460	576	1, 5
	1200	586/7TZ	**ECR585006-PPN**	62,461	ICR	65.72	4806	95.8	460	603	1, 5
600	1800	586/7TZ	**ECR586004-PPN**	58,797	ICR	65.72	4718	96.2	460	679	1, 5
575 volts											
250	1200	586/7TZ	**ECR582506-5PPN**	39,263	ICR	65.72	4806	96.2	575	237	1, 5
300	1800	586/7TZ	**ECR583004-5PPN**	36,251	ICR	65.72	4718	96.2	575	270	1, 5
	1200	586/7TZ	**ECR583006-5PPN**	46,070	ICR	65.72	4806	95.8	575	279	1, 5
350	1800	586/7TZ	**ECR583504-5PPN**	40,139	ICR	65.72	4718	96.2	575	309	1, 5
	1200	586/7TZ	**ECR583506-5PPN**	49,912	ICR	65.72	4806	95.8	575	323	1, 5
400	1800	586/7TZ	**ECR584004-5PPN**	44,105	ICR	65.72	4718	96.2	575	362	1, 5
	1200	586/7TZ	**ECR584006-5PPN**	54,961	ICR	65.72	4806	95	575	368	1, 5
450	1800	586/7TZ	**ECR584504-5PPN**	50,302	ICR	65.72	4718	96.2	575	397	1, 5
	1200	586/7TZ	**ECR584506-5PPN**	60,161	ICR	65.72	4806	95	575	416	1, 5
500	1800	586/7TZ	**ECR585004-5PPN**	51,497	ICR	65.72	4718	96.2	575	455	1, 5
	1200	586/7TZ	**ECR585006-5PPN**	62,461	ICR	65.72	4806	95.8	575	471	1, 5
600	1800	586/7TZ	**ECR586004-5PPN**	58,797	ICR	65.72	4718	96.2	575	541	1, 5

(a) See notes on inside back flap. Cast iron frame

Optional oversized conduit boxes are available for 586-8 frames. See Motor Accessories section.

Red catalog number indicates **NEW** product

NEW!

Crusher motors, three phase, TEFC, C-Face, 460 volt, foot mounted

15 thru 75 Hp

IP55

Features:

- High torque NEMA Design A, exceeds NEMA Design C torques
- 1.25 SF up to 100 Hp, 1.15 SF over 100 Hp
- IP55 ingress protection
- Oversized ball bearings up to 50 Hp
- Embossed raised letter, 304 stainless steel nameplates
- Inverter ready nameplate

Applications:

- Cement
- Aggregate
- Above ground mining
- Bulk material handling
- Crushers, belt conveyors and screens

Hp	RPM	NEMA Frame	Catalog Number	List Price	Disc. Sym.	"C" Dim.	Aprx. Wt. (lb)	Full Load Efficiency	Voltage	Full Load Amps	Notes (a)
C-Face											
15	1800	254TC	**CECR9154T**	2,516	SDC	25.28	286	92.4	230/460	18.6	12
20	1800	256TC	**CECR9204T**	2,886	SDC	25.28	325	93	230/460	24	12
25	1800	284TC	**CECR9254T**	3,644	SDC	27.93	465	93.6	230/460	31	12
30	1800	286TC	**CECR9304T**	4,149	SDC	27.93	465	93.6	230/460	37	12
40	1800	324TC	**CECR9404T**	5,264	SDC	30.16	650	94.1	230/460	49	12
50	1800	326TC	**CECR9504T**	6,228	SDC	30.16	700	94.5	230/460	61	12
60	1800	364TC	**CECR9604T**	8,475	SDC	33.48	977	95	230/460	70	12
75	1800	365TC	**CECR9754T**	10,078	SDC	33.48	982	95.4	230/460	87.5	12

(a) See notes on inside back flap.
Cast iron frame
Red catalog number indicates **NEW** product

Crusher duty conversion base

Applications:

Designed to meet the needs of the aggregate & mining industry where the installed base of motors includes similar rating in both 449T and 586/587 frames. This conversion base kit will allow a customer to mount any Baldor-Reliance® NEMA 449T frame into an existing NEMA 586/587 application.

Features:

- Left and right hand pieces marked for easy identification
- Compensates for height, position & mounting hole locations

Conversion base kit CB5744T with ECR93504TR-4

Catalog Number	Converts From	Converts. To.	List Price	Disc. Sym.	Aprx. Wt. (lb)	Height (in.)	Width (in.)	Length (in.)
CB5744T	449T	586T/576	2,458	SDA	465	3.5	6.5	35.75
CB5049T	449T	505US	1,054	SDA	328	1.5	4.5	28.00
CB50549T	449T	504U/505U	1,221	SDA	328	1.5	4.5	28.00

For a complete listing of available conversion bases, please see the Motor Accessories section.

Division 2 capabilities

The following list of Severe duty motors are marked for Division 2, Class I, Group A,B,C,D for Sine Wave and Inverter Power. They also include Equivalent Zone markings for Class I, Zone 2, Groups IIA, IIB, IIC for Sine Wave and Inverter Power.

Division 2 Temp Codes are provided in the standard format per the NEC Article 500 requirements. Equivalent Zone Temp Codes are provided in the "T=°C" format because NEC Article 505 does not allow all T Codes permitted by NEC 500. Inverter Temp Codes are provided in the "T=°C" format because they apply to both the Equivalent Zone (NEC 505) requirements and NEC 500 requirements. Please reference the following table for Temperature and Temp Code values.

Maximum Surface Temperature	US (NEC 500) CA (CEC Annex J)	US (NEC 505) CA (CEC Section 18)
450° C	T1	T1
300° C	T2	T2
280° C	T2A	–
260° C	T2B	–
230° C	T2C	–
215° C	T2D	–
200° C	T3	T3

Maximum Surface Temperature	US (NEC 500) CA (CEC Annex J)	US (NEC 505) CA (CEC Section 18)
180° C	T3A	–
165° C	T3B	–
160° C	T3C	–
135° C	T4	T4
120° C	T4A	–
100° C	T5	T5
85° C	T6	T6

Catalog Number	Sine Wave, 1.15 S.F.			Inverter Power, 1.0 S.F.		
	Sine Wave Temp Code	Equivalent Zone Temp Code T = °C	Inverter Temp Code T = °C	V.T. Speed Range (Hz)*	C.T. Speed Range (Hz)*	CHP Speed Range (Hz)
CECP2276T	T3C	160°C	180°C	0-60	0-60	60-90
CECP2294T	T3C	160°C	180°C	3-60	6-60	60-90
CECP2332T	T3C	160°C	180°C	0-60	0-60	60-90
CECP2333T	T3C	160°C	180°C	0-60	0-60	60-90
CECP2333T-4	T3C	160°C	180°C	0-60	0-60	60-90
CECP2334T	T3C	160°C	180°C	0-60	0-60	60-90
CECP2334T-4	T3C	160°C	180°C	0-60	0-60	60-90
CECP3581T	T4	135°C	135°C	0-60	0-60	60-90
CECP3582T	T4	135°C	135°C	0-60	0-60	60-90
CECP3584T	T4	135°C	135°C	0-60	0-60	60-90
CECP3587T	T4	135°C	135°C	0-60	0-60	60-90
CECP3660T	T3C	160°C	160°C	3-60	6-60	60-90
CECP3661T	T3C	160°C	160°C	0-60	0-60	60-90
CECP3663T	T3C	160°C	160°C	3-60	6-60	60-90
CECP3664T	T3C	160°C	160°C	0-60	0-60	60-90
CECP3665T	T3C	160°C	160°C	0-60	0-60	60-90
CECP3667T	T3C	160°C	160°C	0-60	0-60	60-90
CECP3764T	T3C	160°C	160°C	0-60	0-60	60-90
CECP3768T	T3C	160°C	160°C	0-60	0-60	60-90
CECP3769T	T3C	160°C	160°C	3-60	6-60	60-90
CECP3770T	T3C	160°C	160°C	0-60	0-60	60-90
CECP3771T	T3C	160°C	160°C	3-60	6-60	60-90
CECP3774T	T3A	180°C	160°C	0-60	0-60	60-90
CECP4100T	T3C	160°C	180°C	0-60	0-60	60-90
CECP4102T	T3C	160°C	180°C	0-60	0-60	60-90
CECP4103T	T3C	160°C	180°C	0-60	0-60	60-90
CECP4103T-4	T3C	160°C	180°C	0-60	0-60	60-90
CECP4104T	T3C	160°C	180°C	0-60	0-60	60-90
CECP4104T-4	T3C	160°C	180°C	0-60	0-60	60-90
CECP4106T	T3	200°C	200°C	0-60	6-60	60-90
CECP4107T	T3	200°C	200°C	3-60	6-60	60-90
CECP4108T	T3	200°C	200°C	3-60	6-60	60-90
CECP4109T	T3	200°C	200°C	3-60	6-60	60-90
CECP4110T	T3	200°C	200°C	0-60	0-60	60-90
CECP4111T	T3	200°C	200°C	0-60	0-60	60-90
CECP4114T	T3	200°C	200°C	3-60	6-60	60-90
CECP4115T	T3	200°C	200°C	0-60	0-60	60-90
CECP4117T	T3	200°C	200°C	0-60	0-60	60-90
CECP4308T	T3A	180°C	180°C	0-60	6-60	60-90

Catalog Number	Sine Wave, 1.15 S.F.			Inverter Power, 1.0 S.F.		
	Sine Wave Temp Code	Equivalent Zone Temp Code T = °C	Inverter Temp Code T = °C	V.T. Speed Range (Hz)*	C.T. Speed Range (Hz)*	CHP Speed Range (Hz)
CECP4310T	T3	200°C	200°C	0-60	6-60	60-75
CECP4312T	T3A	180°C	180°C	0-60	6-60	60-90
CECP4313T	T3	200°C	200°C	0-60	10-60	60-75
CECP4314T	T3	200°C	200°C	0-60	10-60	60-90
CECP4314T-4	T3	200°C	200°C	0-60	10-60	60-90
CECP4314T-5	T3	200°C	200°C	0-60	10-60	60-90
CECP4316T	T3	200°C	200°C	0-60	15-60	60-90
CECP4400T-4	T2D	215°C	215°C	0-60	10-60	60-90
CECP4402T-4	T3	200°C	200°C	0-60	6-60	60-75
CECP4406T-4	T3	200°C	200°C	0-60	15-60	60-90
CECP4407T-4	T3	200°C	200°C	0-60	30-60	60-90
CECP82276T-4	T3C	160°C	180°C	0-60	0-60	60-90
CECP82332T-4	T3C	160°C	180°C	0-60	0-60	60-90
CECP82333T-4	T3C	160°C	180°C	0-60	0-60	60-90
CECP82333T-5	T3C	160°C	180°C	0-60	0-60	60-90
CECP82334T-4	T3C	160°C	180°C	0-60	0-60	60-90
CECP82334T-5	T3C	160°C	180°C	0-60	0-60	60-90
CECP82394T-4	T3C	160°C	180°C	3-60	6-60	60-90
CECP83580T-4	T4	135°C	135°C	3-60	6-60	60-90
CECP83581T-4	T4	135°C	135°C	0-60	0-60	60-90
CECP83581T-5	T4	135°C	135°C	0-60	0-60	60-90
CECP83582T-4	T4	135°C	135°C	0-60	0-60	60-90
CECP83583T-4	T4	135°C	135°C	3-60	6-60	60-90
CECP83584T-4	T4	135°C	135°C	0-60	0-60	60-90
CECP83586T-4	T4	135°C	135°C	3-60	6-60	60-90
CECP83587T-4	T4	135°C	135°C	0-60	0-60	60-90
CECP83587T-5	T4	135°C	135°C	0-60	0-60	60-90
CECP83660T-4	T3C	160°C	160°C	3-60	6-60	60-90
CECP83661T-4	T3C	160°C	160°C	0-60	0-60	60-90
CECP83661T-5	T3C	160°C	160°C	0-60	0-60	60-90
CECP83663T-4	T3C	160°C	160°C	3-60	6-60	60-90
CECP83664T-4	T3C	160°C	160°C	0-60	0-60	60-90
CECP83665T-4	T3C	160°C	160°C	0-60	0-60	60-90
CECP83665T-5	T3C	160°C	160°C	0-60	0-60	60-90
CECP83667T-4	T3C	160°C	160°C	0-60	0-60	60-90
CECP83764T-4	T3C	160°C	160°C	0-60	0-60	60-90
CECP83768T-4	T3C	160°C	160°C	0-60	0-60	60-90
CECP83769T-4	T3C	160°C	160°C	3-60	6-60	60-90
CECP83770T-4	T3C	160°C	160°C	0-60	0-60	60-90

* 0 Hz = motor slip Hz

Division 2 capabilities (continued)

Catalog Number	Sine Wave, 1.15 S.F.		Inverter Power, 1.0 S.F.			
	Sine Wave Temp Code	Equivalent Zone Temp Code T = °C	Inverter Temp Code T = °C	V.T. Speed Range (Hz)*	C.T. Speed Range (Hz)*	CHP Speed Range (Hz)
CECP83770T-5	T3C	160°C	160°C	0-60	0-60	60-90
CECP83771T-4	T3C	160°C	160°C	3-60	6-60	60-90
CECP83774T-4	T3C	160°C	160°C	0-60	0-60	60-90
CECP83774T-5	T3C	160°C	160°C	0-60	0-60	60-90
CECP84100T-4	T3C	160°C	180°C	0-60	0-60	60-90
CECP84102T-4	T3C	160°C	180°C	0-60	0-60	60-90
CECP84103T-4	T3C	160°C	180°C	0-60	0-60	60-90
CECP84103T-5	T3C	160°C	180°C	0-60	0-60	60-90
CECP84104T-4	T3C	160°C	180°C	0-60	0-60	60-90
CECP84104T-5	T3C	160°C	180°C	0-60	0-60	60-90
CECP84106T-4	T3	200°C	200°C	3-60	6-60	60-90
CECP84107T-4	T3	200°C	200°C	3-60	6-60	60-90
CECP84108T-4	T3	200°C	200°C	3-60	6-60	60-90
CECP84109T-4	T3	200°C	200°C	3-60	6-60	60-90
CECP84110T-4	T3	200°C	200°C	0-60	0-60	60-90
CECP84110T-5	T3	200°C	200°C	0-60	0-60	60-90
CECP84111T-4	T3	200°C	200°C	0-60	0-60	60-90
CECP84114T-4	T3	200°C	200°C	3-60	6-60	60-90
CECP84115T-4	T3	200°C	200°C	0-60	0-60	60-90
CECP84115T-5	T3	200°C	200°C	0-60	0-60	60-90
CECP84117T-4	T3	200°C	200°C	0-60	0-60	60-90
CECP84308T-4	T3A	180°C	180°C	0-60	6-60	60-90
CECP84310T-4	T3	200°C	200°C	0-60	6-60	60-75
CECP84312T-4	T3A	180°C	180°C	0-60	6-60	60-90
CECP84313T-4	T3	200°C	200°C	0-60	15-60	60-75
CECP84314T-4	T3	200°C	200°C	0-60	10-60	60-90
CECP84316T-4	T3	200°C	200°C	0-60	15-60	60-90
CENCP83580T-4	T3C	160°C	160°C	3-60	6-60	60-90
CENCP83581T-4	T4	135°C	135°C	0-60	0-60	60-90
ECP2276T	T3C	160°C	180°C	0-60	0-60	60-90
ECP2276T-4	T3C	160°C	180°C	0-60	0-60	60-90
ECP2276T-5	T3C	160°C	180°C	0-60	0-60	60-90
ECP2280T-4	T3C	160°C	180°C	0-60	0-60	60-90
ECP2294T	T3C	160°C	180°C	3-60	6-60	60-90
ECP2332T	T3C	160°C	180°C	0-60	0-60	60-90
ECP2332T-4	T3C	160°C	180°C	0-60	0-60	60-90
ECP2332T-5	T3C	160°C	180°C	0-60	0-60	60-90
ECP2333T	T3C	160°C	180°C	0-60	0-60	60-90
ECP2333T-4	T3C	160°C	180°C	0-60	0-60	60-90
ECP2333T-5	T3C	160°C	180°C	0-60	0-60	60-90
ECP2334T	T3C	160°C	180°C	0-60	0-60	60-90
ECP2334T-4	T3C	160°C	180°C	0-60	0-60	60-90
ECP2334T-5	T3C	160°C	180°C	0-60	0-60	60-90
ECP2394T-4	T3C	160°C	180°C	3-60	6-60	60-90
ECP2394T-5	T3C	160°C	180°C	3-60	6-60	60-90
ECP2395T-4	T3	200°C	200°C	3-60	0-60	60-90
ECP2401T-4	T3C	160°C	180°C	0-60	0-60	60-90
ECP2402T-4	T3	200°C	200°C	3-60	0-60	60-90
ECP3580T	T4	135°C	135°C	3-60	6-60	60-90
ECP3580T-4	T4	135°C	135°C	3-60	6-60	60-90
ECP3580T-5	T4	135°C	135°C	3-60	6-60	60-90
ECP3581T	T4	135°C	135°C	0-60	0-60	60-90
ECP3581T-4	T4	135°C	135°C	0-60	0-60	60-90
ECP3581T-5	T4	135°C	135°C	0-60	0-60	60-90
ECP3582T	T4	135°C	135°C	0-60	0-60	60-90
ECP3582T-4	T4	135°C	135°C	0-60	0-60	60-90
ECP3583T	T4	135°C	135°C	3-60	6-60	60-90
ECP3583T-4	T4	135°C	135°C	3-60	6-60	60-90

Catalog Number	Sine Wave, 1.15 S.F.		Inverter Power, 1.0 S.F.			
	Sine Wave Temp Code	Equivalent Zone Temp Code T = °C	Inverter Temp Code T = °C	V.T. Speed Range (Hz)*	C.T. Speed Range (Hz)*	CHP Speed Range (Hz)
ECP3584T	T4	135°C	135°C	0-60	0-60	60-90
ECP3584T-4	T4	135°C	135°C	0-60	0-60	60-90
ECP3584T-5	T4	135°C	135°C	0-60	0-60	60-90
ECP3586T	T4	135°C	135°C	3-60	6-60	60-90
ECP3586T-4	T4	135°C	135°C	3-60	3-60	60-90
ECP3587T	T4	135°C	135°C	0-60	0-60	60-90
ECP3587T-4	T4	135°C	135°C	0-60	0-60	60-90
ECP3587T-5	T4	135°C	135°C	0-60	0-60	60-90
ECP3660T	T3C	160°C	160°C	3-60	6-60	60-90
ECP3660T-4	T3C	160°C	160°C	3-60	6-60	60-90
ECP3660T-5	T3C	160°C	160°C	3-60	6-60	60-90
ECP3661T	T3C	160°C	160°C	0-60	0-60	60-90
ECP3661T-4	T3C	160°C	160°C	0-60	0-60	60-90
ECP3661T-5	T3C	160°C	160°C	0-60	0-60	60-90
ECP3663T	T3C	160°C	160°C	3-60	6-60	60-90
ECP3663T-4	T3C	160°C	160°C	3-60	6-60	60-90
ECP3663T-5	T3C	160°C	160°C	3-60	6-60	60-90
ECP3664T	T3C	160°C	160°C	0-60	0-60	60-90
ECP3664T-4	T3C	160°C	160°C	0-60	0-60	60-90
ECP3665T	T3C	160°C	160°C	0-60	0-60	60-90
ECP3665T-4	T3C	160°C	160°C	0-60	0-60	60-90
ECP3665T-5	T3C	160°C	160°C	0-60	0-60	60-90
ECP3667T	T3C	160°C	160°C	0-60	0-60	60-90
ECP3667T-4	T3C	160°C	160°C	0-60	0-60	60-90
ECP3668T-4	T3C	160°C	160°C	0-60	3-60	60-90
ECP3687T-4	T3C	160°C	160°C	0-60	3-60	60-90
ECP3764T	T3C	160°C	160°C	0-60	0-60	60-90
ECP3764T-4	T3C	160°C	160°C	0-60	0-60	60-90
ECP3764T-5	T3C	160°C	160°C	0-60	0-60	60-90
ECP3768T	T3C	160°C	160°C	0-60	0-60	60-90
ECP3768T-4	T3C	160°C	160°C	0-90	0-60	60-90
ECP3768T-5	T3C	160°C	160°C	0-60	0-60	60-90
ECP3769T	T3C	160°C	160°C	3-60	6-60	60-90
ECP3769T-4	T3C	160°C	160°C	3-60	6-60	60-90
ECP3769T-5	T3C	160°C	160°C	3-60	6-60	60-90
ECP3770T	T3C	160°C	160°C	0-60	0-60	60-90
ECP3770T-4	T3C	160°C	160°C	0-60	0-60	60-90
ECP3770T-5	T3C	160°C	160°C	0-60	0-60	60-90
ECP3771T	T3C	160°C	160°C	3-60	6-60	60-90
ECP3771T-4	T3C	160°C	160°C	3-60	6-60	60-90
ECP3771T-5	T3C	160°C	160°C	3-60	6-60	60-90
ECP3772T-4	T3C	160°C	160°C	0-60	0-60	60-90
ECP3774T	T3C	160°C	160°C	0-60	0-60	60-90
ECP3774T-4	T3C	160°C	160°C	0-60	0-60	60-90
ECP3774T-5	T3C	160°C	160°C	0-60	0-60	60-90
ECP3775T-4	T3C	160°C	160°C	0-60	0-60	60-90
ECP4100T	T3C	160°C	180°C	0-60	0-60	60-90
ECP4100T-4	T3C	160°C	180°C	0-60	0-60	60-90
ECP4100T-5	T3C	160°C	180°C	0-60	0-60	60-90
ECP4102T	T3C	160°C	180°C	0-60	0-60	60-90
ECP4102T-4	T3C	160°C	180°C	0-60	0-60	60-90
ECP4102T-5	T3C	160°C	180°C	0-60	0-60	60-90
ECP4103T	T3C	160°C	180°C	0-60	0-60	60-90
ECP4103T-4	T3C	160°C	180°C	0-60	0-60	60-90
ECP4103T-5	T3C	160°C	180°C	0-60	0-60	60-90
ECP4104T	T3C	160°C	180°C	0-60	0-60	60-90
ECP4104T-4	T3C	160°C	180°C	0-60	0-60	60-90
ECP4104T-5	T3C	160°C	180°C	0-60	0-60	60-90

* 0 Hz = motor slip Hz

Division 2 capabilities (continued)

Catalog Number	Sine Wave, 1.15 S.F.			Inverter Power, 1.0 S.F.		
	Sine Wave Temp Code	Equivalent Zone Temp Code T = °C	Inverter Temp Code T = °C	V.T. Speed Range (Hz)*	C.T. Speed Range (Hz)*	CHP Speed Range (Hz)
ECP4106T	T3	200°C	200°C	3-60	6-60	60-90
ECP4106T-4	T3	200°C	200°C	3-60	6-60	60-90
ECP4106T-5	T3	200°C	200°C	3-60	6-60	60-90
ECP4107T	T3	200°C	200°C	3-60	6-60	60-90
ECP4107T-4	T3	200°C	200°C	3-60	6-60	60-90
ECP4108T	T3	200°C	200°C	3-60	6-60	60-90
ECP4108T-4	T3	200°C	200°C	3-60	6-60	60-90
ECP4109T	T3	200°C	200°C	3-60	6-60	60-90
ECP4109T-4	T3	200°C	200°C	3-60	6-60	60-90
ECP4110T	T3	200°C	200°C	0-60	0-60	60-90
ECP4110T-4	T3	200°C	200°C	0-60	0-60	60-90
ECP4110T-5	T3	200°C	200°C	0-60	0-60	60-90
ECP4111T	T3	200°C	200°C	0-60	0-60	60-90
ECP4111T-4	T3	200°C	200°C	0-60	0-60	60-90
ECP4111T-5	T3	200°C	200°C	0-60	0-60	60-90
ECP4112T-4	T3	200°C	200°C	3-60	6-60	60-90
ECP4113T-4	T3	200°C	200°C	0-60	6-60	60-90
ECP4114T	T3	200°C	200°C	3-60	6-60	60-90
ECP4114T-4	T3	200°C	200°C	3-60	6-60	60-90
ECP4115T	T3	200°C	200°C	0-60	0-60	60-90
ECP4115T-4	T3	200°C	200°C	0-60	0-60	60-90
ECP4115T-5	T3	200°C	200°C	0-60	0-60	60-90
ECP4117T	T3	200°C	200°C	0-60	0-60	60-90
ECP4117T-4	T3	200°C	200°C	0-60	0-60	60-90
ECP4117T-5	T3	200°C	200°C	0-60	1-60	60-90
ECP4124T-4	T3	200°C	200°C	3-60	6-60	60-90
ECP4308T	T3A	180°C	180°C	0-60	6-60	60-90
ECP4308T-4	T3A	180°C	180°C	0-60	6-60	60-90
ECP4308T-5	T3A	180°C	180°C	0-60	6-60	60-90
ECP4310T	T3	200°C	200°C	0-60	6-60	60-75
ECP4310T-4	T3	200°C	200°C	0-60	6-60	60-75
ECP4312T	T3A	180°C	180°C	0-60	6-60	60-90
ECP4312T-4	T3A	180°C	180°C	0-60	6-60	60-90
ECP4313T	T3	200°C	200°C	0-60	10-60	60-75
ECP4313T-4	T3	200°C	200°C	0-60	10-60	60-75
ECP4313T-5	T3	200°C	200°C	0-60	10-60	60-75
ECP4314T	T3	200°C	200°C	0-60	10-60	60-90
ECP4314T-4	T3	200°C	200°C	0-60	10-60	60-90
ECP4314T-5	T3	200°C	200°C	0-60	10-60	60-90
ECP4315T-4	T3C	160°C	180°C	0-60	6-60	60-90
ECP4316T	T3	200°C	200°C	0-60	30-60	60-90
ECP4316T-4	T3	200°C	200°C	0-60	30-60	60-90
ECP4316T-5	T3	200°C	200°C	0-60	30-60	60-90
ECP4316TR-4	T3	200°C	200°C	0-60	30-60	60-90
ECP4400T-4	T2D	215°C	215°C	0-60	10-60	60-90
ECP4400T-5	T2D	215°C	215°C	0-60	10-60	60-90
ECP4400TR-4	T2D	215°C	215°C	0-60	10-60	60-90
ECP4400TS-4	T2D	215°C	215°C	0-60	10-60	60-90
ECP4402T	T3	200°C	200°C	0-60	6-60	60-75
ECP4402T-4	T3	200°C	200°C	0-60	6-60	60-75
ECP4403T	T3A	180°C	180°C	0-60	6-60	60-90
ECP4403T-4	T3A	180°C	180°C	0-60	6-60	60-90
ECP4403TR-4	T3	200°C	200°C	0-60	10-60	60-90
ECP4404T	T3	200°C	200°C	0-60	10-60	60-90
ECP4404T-4	T3	200°C	200°C	0-60	10-60	60-90
ECP4404T-5	T3	200°C	200°C	0-60	10-60	60-90
ECP4404TR-4	T3	200°C	200°C	0-60	10-60	60-90
ECP4406T-4	T3	200°C	200°C	0-60	15-60	60-90

Catalog Number	Sine Wave, 1.15 S.F.			Inverter Power, 1.0 S.F.		
	Sine Wave Temp Code	Equivalent Zone Temp Code T = °C	Inverter Temp Code T = °C	V.T. Speed Range (Hz)*	C.T. Speed Range (Hz)*	CHP Speed Range (Hz)
ECP4406T-5	T3	200°C	200°C	0-60	15-60	60-90
ECP4406TR-4	T3	200°C	200°C	0-60	15-60	60-90
ECP4407T-4	T3	200°C	200°C	0-60	30-60	60-90
ECP4407T-5	T3	200°C	200°C	0-60	30-60	60-90
ECP4407TR-4	T3	200°C	200°C	0-60	30-60	60-90
ECP4407TS-4	T3	200°C	200°C	0-60	30-60	60-90
ECP4408T-4	T3	200°C	200°C	0-60	30-60	60-90
ECP4408TR-4	T3	200°C	200°C	0-60	30-60	60-90
ECP4409T-4	T3	200°C	200°C	0-60	15-60	60-90
ECP4409TR-4	T3	200°C	200°C	0-60	15-60	60-90
ECP4410T-4	T3	200°C	200°C	0-60	10-60	60-90
ECP4410T-5	T3	200°C	200°C	0-60	10-60	60-90
ECP4410TR-4	T3	200°C	200°C	0-60	10-60	60-90
ECP4411T-4	T3	200°C	200°C	0-60	15-60	60-90
ECP4411T-5	T3	200°C	200°C	0-60	15-60	60-90
ECP4411TR-4	T3	200°C	200°C	0-60	15-60	60-90
ECP4412T	T3	200°C	200°C	0-60	15-60	60-75
ECP4412T-4	T3	200°C	200°C	0-60	15-60	60-75
ECP4413T-4	T3	200°C	200°C	0-60	10-60	60-75
ECP44156T-4	T3	200°C	200°C	0-60	15-60	60-90
ECP44156TR-4	T3	200°C	200°C	0-60	15-60	60-90
ECP4416T-4	T3	200°C	200°C	0-60	30-60	60-75
ECP4417T-4	T3C	160°C	200°C	3-60	6-60	60-90
ECP4418T-4	T3A	180°C	180°C	0-60	6-60	60-90
ECP4419T-4	T3	200°C	200°C	0-60	10-60	60-90
ECP44206T-4	T3	200°C	200°C	0-60	30-60	60-90
ECP44206TR-4	T3	200°C	200°C	0-60	30-60	60-90
ECP4420T-4	T3	200°C	200°C	0-60	15-60	60-90
ECP4421T-4	T3	200°C	200°C	0-60	30-60	60-90
ECP4422T-4	T3	200°C	200°C	0-60	15-60	60-90
ECP4423T-4	T2C	230°C	230°C	0-60	30-60	60-90
ECP44252T-4	T2C	230°C	230°C	0-60	30-60	60-75
ECP44256T-4	T2C	230°C	230°C	0-60	30-60	60-90
ECP44256TR-4	T2C	230°C	230°C	0-60	30-60	60-90
ECP44302T-4	T2C	230°C	230°C	0-60	30-60	60-75
ECP44304T-4	T2C	230°C	230°C	0-60	30-60	60-90
ECP44304TR-4	T2C	230°C	230°C	0-60	30-60	60-90
ECP44352T-4	T2C	230°C	230°C	0-60	30-60	60-75
ECP44402T-4	T2C	230°C	230°C	0-60	30-60	60-75
ECP49306T-4	T2C	230°C	230°C	0-60	30-60	60-90
ECP49308T-4	T2A	280°C	280°C	6-60	30-60	60-75
ECP49258T-4	T2C	230°C	260°C	6-60	30-60	60-90
ECP49354T-4	T2C	230°C	230°C	0-60	30-60	60-90
ECP49404T-4	T2C	230°C	230°C	0-60	30-60	60-90
ECP62333TR-4	T3C	160°C	180°C	0-60	0-60	60-90
ECP62334TR-4	T3C	160°C	180°C	0-60	0-60	60-90
ECP63665T-4	T3C	160°C	160°C	0-60	0-60	60-90
ECP63770TR-4	T3C	160°C	160°C	0-60	0-60	60-90
ECP63774TR-4	T3C	160°C	160°C	0-60	0-60	60-90
ECP64103TR-4	T3C	160°C	180°C	0-60	0-60	60-90
ECP64104TR-4	T3C	160°C	180°C	0-60	0-60	60-90
ECP64110TR-4	T3	200°C	200°C	0-60	0-60	60-90
ECP64115TR-4	T3	200°C	200°C	0-60	0-60	60-90
ECP64314TR-4	T3	200°C	200°C	0-60	10-60	60-90
ECP64316TR-4	T3	200°C	200°C	0-60	15-60	60-90
ECP82276T-4	T3C	160°C	180°C	0-60	0-60	60-90
ECP82276T-5	T3C	160°C	180°C	0-60	0-60	60-90
ECP82332T-4	T3C	160°C	180°C	0-60	0-60	60-90

* 0 Hz = motor slip Hz

Division 2 capabilities (continued)

Catalog Number	Sine Wave, 1.15 S.F.		Inverter Power, 1.0 S.F.			
	Sine Wave Temp Code	Equivalent Zone Temp Code T = °C	Inverter Temp Code T = °C	V.T. Speed Range (Hz)*	C.T. Speed Range (Hz)*	CHP Speed Range (Hz)
ECP82332T-5	T3C	160°C	180°C	0-60	0-60	60-90
ECP82333T-4	T3C	160°C	180°C	0-60	0-60	60-90
ECP82333T-5	T3C	160°C	180°C	0-60	0-60	60-90
ECP82334T-4	T3C	160°C	180°C	0-60	0-60	60-90
ECP82334T-5	T3C	160°C	180°C	0-60	0-60	60-90
ECP82394T-4	T3C	160°C	180°C	3-60	6-60	60-90
ECP82394T-5	T3C	160°C	180°C	3-60	6-60	60-90
ECP83580T-4	T4	135°C	135°C	3-60	6-60	60-90
ECP83580T-5	T4	135°C	135°C	3-60	6-60	60-90
ECP83581T-4	T4	135°C	135°C	0-60	0-60	60-90
ECP83581T-5	T4	135°C	135°C	0-60	0-60	60-90
ECP83582T-4	T4	135°C	135°C	0-60	0-60	60-90
ECP83582T-5	T4	135°C	135°C	0-60	0-60	60-90
ECP83583T-4	T4	135°C	135°C	3-60	6-60	60-90
ECP83583T-5	T4	135°C	135°C	3-60	6-60	60-90
ECP83584T-4	T4	135°C	135°C	0-60	0-60	60-90
ECP83584T-5	T4	135°C	135°C	0-60	0-60	60-90
ECP83586T-4	T4	135°C	135°C	3-60	6-60	60-90
ECP83586T-5	T4	135°C	135°C	3-60	6-60	60-90
ECP83587T-4	T4	135°C	135°C	0-60	0-60	60-90
ECP83587T-5	T4	135°C	135°C	0-60	0-60	60-90
ECP83660T-4	T3C	160°C	160°C	3-60	6-60	60-90
ECP83660T-5	T3C	160°C	160°C	3-60	6-60	60-90
ECP83661T-4	T3C	160°C	160°C	0-60	0-60	60-90
ECP83661T-5	T3C	160°C	160°C	0-60	0-60	60-90
ECP83663T-4	T3C	160°C	160°C	3-60	6-60	60-90
ECP83663T-5	T3C	160°C	160°C	3-60	6-60	60-90
ECP83664T-4	T3C	160°C	160°C	0-60	0-60	60-90
ECP83664T-5	T3C	160°C	160°C	0-60	0-60	60-90
ECP83665T-4	T3A	180°C	160°C	0-60	0-60	60-90
ECP83665T-5	T3A	180°C	160°C	0-60	0-60	60-90
ECP83667T-4	T3C	160°C	160°C	0-60	0-60	60-90
ECP83667T-5	T3C	160°C	160°C	0-60	0-60	60-90
ECP83764T-4	T3C	160°C	160°C	0-60	0-60	60-90
ECP83764T-5	T3C	160°C	160°C	0-60	0-60	60-90
ECP83768T-4	T3C	160°C	160°C	0-60	0-60	60-90
ECP83768T-5	T3C	160°C	160°C	0-60	0-60	60-90
ECP83769T-4	T3C	160°C	160°C	3-60	6-60	60-90
ECP83769T-5	T3C	160°C	160°C	3-60	6-60	60-90
ECP83770T-4	T3C	160°C	160°C	0-60	0-60	60-90
ECP83770T-5	T3C	160°C	160°C	0-60	0-60	60-90
ECP83771T-4	T3C	160°C	160°C	3-60	6-60	60-90
ECP83771T-5	T3C	160°C	160°C	3-60	6-60	60-90
ECP83774T-4	T3C	160°C	160°C	0-60	0-60	60-90
ECP83774T-5	T3C	160°C	160°C	0-60	0-60	60-90
ECP84100T-4	T3C	160°C	180°C	0-60	0-60	60-90
ECP84100T-5	T3C	160°C	180°C	0-60	0-60	60-90
ECP84102T-4	T3C	160°C	180°C	0-60	0-60	60-90
ECP84102T-5	T3C	160°C	180°C	0-60	0-60	60-90
ECP84103T-4	T3C	160°C	180°C	0-60	0-60	60-90
ECP84103T-5	T3C	160°C	180°C	0-60	0-60	60-90
ECP84104T-4	T3C	160°C	180°C	0-60	0-60	60-90
ECP84104T-5	T3C	160°C	180°C	0-60	0-60	60-90
ECP84106T-4	T3	200°C	200°C	3-60	6-60	60-90
ECP84106T-5	T3	200°C	200°C	3-60	6-60	60-90
ECP84107T-4	T3	200°C	200°C	3-60	6-60	60-90
ECP84107T-5	T3	200°C	200°C	3-60	6-60	60-90
ECP84108T-4	T3	200°C	200°C	3-60	6-60	60-90

Catalog Number	Sine Wave, 1.15 S.F.		Inverter Power, 1.0 S.F.			
	Sine Wave Temp Code	Equivalent Zone Temp Code T = °C	Inverter Temp Code T = °C	V.T. Speed Range (Hz)*	C.T. Speed Range (Hz)*	CHP Speed Range (Hz)
ECP84108T-5	T3	200°C	200°C	3-60	6-60	60-90
ECP84109T-4	T3	200°C	200°C	3-60	6-60	60-90
ECP84109T-5	T3	200°C	200°C	3-60	6-60	60-90
ECP84110T-4	T3	200°C	200°C	0-60	0-60	60-90
ECP84110T-5	T3	200°C	200°C	0-60	0-60	60-90
ECP84111T-4	T3	200°C	200°C	0-60	0-60	60-90
ECP84111T-5	T3	200°C	200°C	0-60	0-60	60-90
ECP84114T-4	T3	200°C	200°C	3-60	6-60	60-90
ECP84114T-5	T3	200°C	200°C	3-60	6-60	60-90
ECP84115T-4	T3	200°C	200°C	0-60	0-60	60-90
ECP84115T-5	T3	200°C	200°C	0-60	0-60	60-90
ECP84117T-4	T3	200°C	200°C	0-60	0-60	60-90
ECP84117T-5	T3	200°C	200°C	0-60	0-60	60-90
ECP84308T-4	T3A	180°C	180°C	0-60	6-60	60-90
ECP84308T-5	T3A	180°C	180°C	0-60	6-60	60-90
ECP84310T-4	T3	200°C	200°C	0-60	6-60	60-75
ECP84310T-5	T3	200°C	200°C	0-60	6-60	60-75
ECP84312T-4	T3A	180°C	180°C	0-60	6-60	60-90
ECP84312T-5	T3A	180°C	180°C	0-60	6-60	60-90
ECP84313T-4	T3	200°C	200°C	0-60	15-60	60-75
ECP84313T-5	T3	200°C	200°C	0-60	15-60	60-75
ECP84314T-4	T3	200°C	200°C	0-60	10-60	60-90
ECP84314T-5	T3	200°C	200°C	0-60	10-60	60-90
ECP84316T-4	T3	200°C	200°C	0-60	15-60	60-90
ECP84316T-5	T3	200°C	200°C	0-60	15-60	60-90
ECP84400T-4	T2D	215°C	215°C	0-60	10-60	60-90
ECP84400T-5	T2D	215°C	215°C	0-60	10-60	60-90
ECP84400TR-4	T2D	215°C	215°C	0-60	10-60	60-90
ECP84402T-4	T3	200°C	200°C	0-60	10-60	60-75
ECP84402T-5	T3	200°C	200°C	0-60	10-60	60-75
ECP84403T-4	T3	200°C	200°C	0-60	10-60	60-90
ECP84403T-5	T3	200°C	200°C	0-60	10-60	60-90
ECP84404T-4	T3	200°C	200°C	0-60	10-60	60-90
ECP84404T-5	T3	200°C	200°C	0-60	10-60	60-90
ECP84406T-4	T3	200°C	200°C	0-60	15-60	60-90
ECP84406T-5	T3	200°C	200°C	0-60	15-60	60-90
ECP84407T-4	T3	200°C	200°C	0-60	30-60	60-90
ECP84407T-5	T3	200°C	200°C	0-60	30-60	60-90
ECP84407TR-4	T3	200°C	200°C	0-60	30-60	60-90
ECP84407TR-5	T3	200°C	200°C	0-60	30-60	60-90
ECP84408T-4	T3	200°C	200°C	0-60	30-60	60-90
ECP84408T-5	T3	200°C	200°C	0-60	30-60	60-90
ECP84408TR-4	T3	200°C	200°C	0-60	30-60	60-90
ECP84408TR-5	T3	200°C	200°C	0-60	30-60	60-90
ECP84409T-4	T3	200°C	200°C	0-60	15-60	60-90
ECP84409T-5	T3	200°C	200°C	0-60	15-60	60-90
ECP84409TR-4	T3	200°C	200°C	0-60	15-60	60-90
ECP84410T-4	T3	200°C	200°C	0-60	10-60	60-90
ECP84410T-5	T3	200°C	200°C	0-60	10-60	60-90
ECP84410TR-4	T3	200°C	200°C	0-60	10-60	60-90
ECP84411T-4	T3	200°C	200°C	0-60	15-60	60-90
ECP84411T-5	T3	200°C	200°C	0-60	15-60	60-90
ECP84411TR-4	T3	200°C	200°C	0-60	15-60	60-90
ECP84412T-4	T3	200°C	200°C	0-60	15-60	60-75
ECP84412T-5	T3	200°C	200°C	0-60	30-60	60-75
ECP84413T-4	T3	200°C	200°C	0-60	10-60	60-75
ECP84413T-5	T3	200°C	200°C	0-60	10-60	60-75
ECP844156T-4	T3	200°C	200°C	0-60	15-60	60-90

* 0 Hz = motor slip Hz

Division 2 capabilities (continued)

Catalog Number	Sine Wave, 1.15 S.F.			Inverter Power, 1.0 S.F.		
	Sine Wave Temp Code	Equivalent Zone Temp Code T = °C	Inverter Temp Code T = °C	V.T. Speed Range (Hz)*	C.T. Speed Range (Hz)*	CHP Speed Range (Hz)
ECP844156TR-4	T3	200°C	200°C	0-60	15-60	60-90
ECP844156TR-5	T3	200°C	200°C	0-60	15-60	60-90
ECP84416T-4	T3	200°C	200°C	0-60	30-60	60-75
ECP84416T-5	T2C	230°C	230°C	0-60	30-60	60-75
ECP844206T-4	T3	200°C	200°C	0-60	30-60	60-90
ECP844206TR-4	T3	200°C	200°C	0-60	30-60	60-90
ECP844206TR-5	T3	200°C	200°C	0-60	30-60	60-90
ECP844252T-4	T2D	215°C	215°C	0-60	30-60	60-75
ECP844252T-5	T2C	230°C	230°C	0-60	30-60	60-75
ECP844256T-4	T2D	215°C	215°C	0-60	30-60	60-90
ECP844256TR-4	T2D	215°C	215°C	0-60	30-60	60-90
ECP844256TR-5	T2D	215°C	215°C	0-60	30-60	60-90
ECP844306T-4	T2C	230°C	230°C	0-60	30-60	60-90
ECP844306TR-4	T2C	230°C	230°C	0-60	30-60	60-90
ECP844306TR-5	T2C	230°C	230°C	0-60	30-60	60-90
ENCP3580T-4	T3C	160°C	160°C	3-60	6-60	60-90
ENCP3581T-4	T4	135°C	135°C	0-60	0-60	60-90
ENCP83580T-4	T3C	160°C	160°C	3-60	6-60	60-90
ENCP83581T-4	T4	135°C	135°C	0-60	0-60	60-90
VECP2276T	T3C	160°C	180°C	0-60	0-60	60-90
VECP2332T	T3C	160°C	180°C	0-60	0-60	60-90
VECP2333T	T3C	160°C	180°C	0-60	0-60	60-90
VECP2333T-4	T3C	160°C	180°C	0-60	0-60	60-90
VECP2334T	T3C	160°C	180°C	0-60	0-60	60-90
VECP2334T-4	T3C	160°C	180°C	0-60	0-60	60-90
VECP3580-4	T4	135°C	135°C	3-60	6-60	60-90
VECP3581	T4	135°C	135°C	0-60	0-60	60-90
VECP3581-4	T4	135°C	135°C	0-60	0-60	60-90
VECP3581T	T4	135°C	135°C	0-60	0-60	60-90
VECP3581T-4	T4	135°C	135°C	0-60	0-60	60-90
VECP3582T	T4	135°C	135°C	0-60	0-60	60-90
VECP3583T-4	T4	135°C	135°C	3-60	6-60	60-90
VECP3584T	T4	135°C	135°C	0-60	0-60	60-90
VECP3584T-4	T4	135°C	135°C	0-60	0-60	60-90
VECP3586T-4	T4	135°C	135°C	3-60	6-60	60-90
VECP3587T	T4	135°C	135°C	0-60	0-60	60-90
VECP3587T-4	T4	135°C	135°C	0-60	0-60	60-90
VECP3660T-4	T3C	160°C	160°C	0-60	6-60	60-90
VECP3661T	T3C	160°C	160°C	0-60	0-60	60-90
VECP3661T-4	T3C	160°C	160°C	0-60	0-60	60-90
VECP3663T-4	T3C	160°C	160°C	3-60	6-60	60-90
VECP3664T	T3C	160°C	160°C	0-60	0-60	60-90
VECP3665T	T3C	160°C	160°C	0-60	0-60	60-90
VECP3665T-4	T3C	160°C	160°C	0-60	0-60	60-90
VECP3667T	T3C	160°C	160°C	0-60	0-60	60-90
VECP3764T	T3C	160°C	160°C	0-60	0-60	60-90
VECP3768T	T3C	160°C	160°C	0-60	0-60	60-90
VECP3769T-4	T3C	160°C	160°C	3-60	6-60	60-90
VECP3770T	T3C	160°C	160°C	0-60	0-60	60-90
VECP3770T-4	T3C	160°C	160°C	0-60	0-60	60-90
VECP3771T-4	T3C	160°C	160°C	3-60	6-60	60-90
VECP3774T	T3C	160°C	160°C	0-60	0-60	60-90
VECP3774T-4	T3C	160°C	160°C	0-60	0-60	60-90
VECP4100T	T3C	160°C	180°C	0-60	0-60	60-90
VECP4102T	T3C	160°C	180°C	0-60	0-60	60-90
VECP4103T	T3C	160°C	180°C	0-60	0-60	60-90
VECP4111T	T3	200°C	200°C	0-60	0-60	60-90
VECP82333T-4	T3C	160°C	180°C	0-60	0-60	60-90

Catalog Number	Sine Wave, 1.15 S.F.			Inverter Power, 1.0 S.F.		
	Sine Wave Temp Code	Equivalent Zone Temp Code T = °C	Inverter Temp Code T = °C	V.T. Speed Range (Hz)*	C.T. Speed Range (Hz)*	CHP Speed Range (Hz)
VECP82334T-4	T3C	160°C	180°C	0-60	0-60	60-90
VECP82394T-4	T3C	160°C	180°C	0-60	6-60	60-90
VECP83583T-4	T4	135°C	135°C	3-60	6-60	60-90
VECP83584T-4	T4	135°C	135°C	0-60	0-60	60-90
VECP83586T-4	T4	135°C	135°C	3-60	6-60	60-90
VECP83587T-4	T4	135°C	135°C	0-60	0-60	60-90
VECP83660T-4	T3C	160°C	160°C	3-60	6-60	60-90
VECP83661T-4	T3C	160°C	160°C	0-60	0-60	60-90
VECP83663T-4	T3C	160°C	160°C	3-60	6-60	60-90
VECP83665T-4	T3C	160°C	160°C	0-60	0-60	60-90
VECP83769T-4	T3C	160°C	160°C	3-60	6-60	60-90
VECP83770T-4	T3C	160°C	160°C	0-60	0-60	60-90
VECP83771T-4	T3C	160°C	160°C	3-60	6-60	60-90
VECP83774T-4	T3C	160°C	160°C	0-60	0-60	60-90
VECP84106T-4	T3	200°C	200°C	3-60	6-60	60-90
VENCP83580T-4	T3C	160°C	160°C	3-60	6-60	60-90
VENCP83581T-4	T4	135°C	135°C	0-60	0-60	60-90

* 0 Hz = motor slip Hz

Large AC motors

ABB Large AC (Above NEMA) motors are designed with higher than standard torques and low vibration levels which allows for a longer and safe operating life in applications requiring 250 Hp or greater, all while meeting the industry's reliability and efficiency standards. The ABB line of Large AC motors offer constructions which make them suitable for petro-chemical plants, mines, quarries, foundries, pulp and paper plants, waste management facilities, as well as many other processing industry applications.



Key features:

- Low vibration, cast iron frame construction.
- Minimum NEMA Design B torques except 2 pole is 1/2 NEMA, allowing for operation across a variety of applications
- 1.15 SF as standard
- Class F insulation with Class B (80˚C) temperature rise at rated power
- V-Ring slinger for increased bearing protection
- Designed for longevity with a 3 year warranty
- ABB motors meet or exceed all efficiency requirements for US, Canada and Mexico regulations

250 - 1750 Horsepower

Product line		NXR
	Frame size range for products	5008-7110 (1)
Electrical features		
Efficiency	Baldor-Reliance motors meet or exceed all efficiency requirements for US, Canada and Mexico regulations	S
Torque	Meet or exceed NEMA Design B torques (2)	S
Service factor & temperature rise	1.15 service factor – continuous	S
	Class F insulation with Class B rise @ 1.0 service factor	S
Inverter	Inverter ready - meets NEMA MG1 Part 31.4.4.2 (3)	S
Mechanical features		
IP code	IP54 enclosure ingress protection	S
	IP55 enclosure ingress protection	O
Frame	Cast iron frame & endplates	S
	Sealed joints between frame and endplates	O
	Epoxy coated internal surfaces, including endplates, rotor, and stator.	O
Fan covers	Fabricated steel fan covers	S
Shaft seals	Shaft seals: Neoprene V-ring slinger – DE & ODE	S
	Shaft seals – Labyrinth type	O
Bearings and lubrication	Ball bearings designs	S
	Roller bearing designs for belted applications	O
	Bearings: Regreasable with PLS lubrication system. Grease inlet & auto relief fittings on DE & ODE.	S
Paint	Paint: 2 part modified epoxy with enhanced UV protection topcoat	S
Conduit box	Conduit box: fabricated steel. Oversized and rotatable in 90 degree increments	S
Nameplate	Nameplate: Stainless steel with embossed raised letter	S
Other key features		
Accessories	Winding resistance temperature detectors (RTDs) - 100 Ohm platinum - 2 per phase	S
	Space heaters - 120/240 Volt	S
	Provisions for bearing resistance temperature detectors (RTDs)	S
Certifications	Nameplate marked Class I, Division 2, Groups C, D	S
Warranty	Warranty - in years from date of manufacture	3

S = Standard
O = Optional
(1) Frame sizes range from 5008-7110 ANSI mounting.
Drawings will be referenced in inches and motors will meet NEMA.
(2) For medium voltage motors and motors with frames 5000 and larger standard torque values are represented in NEMA MG-1 2014 part 20.10.1.
Motors will meet or exceed these values.
(3) For use on VFD, it is highly recommended to insulate the drive end bearing and add a shaft grounding system in order to address concerns regarding shaft currents that may be imposed upon the motor by a VFD as defined in NEMA MG1, Part 31.4.4.3. Motor is suitable for use on Inverter only in conjunction with an isolation transformer or other common mode voltage elimination. 1.0 service factor when used on VFD.

Above NEMA NXR rib cooled motors

250 thru 1750 Hp

Main specifications:	
Output power:	250 to 1750 HP
Frame size:	5008 - 7110
Number of poles:	2 to 8
Voltages:	460V, 2300/4000V
Frequency:	50 Hz Reratable, 60 Hz, VSD
Cooling:	IC411
Protection:	IP54 (optionally IP55)
Enclosed material:	Cast iron
Bearings:	Anti-friction
Motor types:	NXR
Mounting:	Horizontal
Ex protection types:	Hazardous area location Class I Div 2 area capable
Standards:	NEMA feature set and mounting dimensions

Features:

- High efficiency for lower total cost of ownership
- High power density for more Hp per pound
- Optional ingress protection level available up to IP55
- Compact size for smaller overall installations
- Rigid, weight-optimized frame is engineered to minimize vibration
- Fixing points make accessory fitting straight forward
- Flexible repositioning of main terminal box on site by ABB service personnel
- Designed for easy deployment of ABB condition monitoring systems
- Based on more than 125 years of experience manufacturing electric motor

Applications:

- Pumps
- Compressors
- Fans
- Conveyors

NEW! NXR motors can now be configured and ordered through the online tool, **MachSize**. Your local Sales Channel can assist you with configuring and ordering your NXR motors. Performance software and drawings can also be provided immediately using MachSize.

ABB's latest generation of industrial purpose rib cooled motors (NXR) for the above NEMA market offer high power density, customizable motors with built-in serviceability, allowing for a compact footprint and improved efficiencies.

Engineered motors

ABB's configurable design of the rib cooled motors are available as N-series config to order motors – NXR 5000 - NXR 5800 and NXR 7100.

N-series motors are engineered to meet demanding applications, while also being easy to configure, purchase, install and maintain.

The NXR series can be configured with different bearing configurations, various temperature monitoring devices and other equipment to meet the customer's specific needs.

NXR motors are available for both direct-on-line (DOL) and variable speed drive (VSD) operation.

High power density for compact installations

The NXR sets a benchmark for the industry, offering more HP per pound than has been achieved before with rib cooled motors. High power density means that for a given output you can often use a motor one frame size smaller than with conventional products. This helps to save space and enables more compact installations.

ABB's engineering team achieved high power density by leveraging the proven performance of the NXR frame rib cooled platform which has an internal cooling loop and maximized cooling fin coverage.

Internal air circulation has been increased throughout the motor, while the external cooling is maximized through surface area optimization. Auxiliary wiring can be routed inside the motor as well as out side the motor, depending on the customers preference and requirements. The end shields have also been designed for optimized cooling.

Easy configurability

The NXR product family is designed for modifications to be quick and easy. This means you can reduce the number of spare units needed if your plant is running several motors with the terminal boxes on different sides.

- Ready-made fixing points on side of motor make mounting accessories straightforward
- End shields are pre-engineered for accessories such as instrumentation
- Auxilary terminal box can be mounted on either side and posititioned along the motor

Built-in serviceability cuts service downtime

Built-in serviceability makes maintenance straight-forward, and therefore reduces downtime.

- Cable routing ensures that the cables are clearly routed and always secured in the same position.
- Pre-designed fixing points enable easy mounting of condition monitoring systems. These systems collect and analyze operating data from the motors, providing early warnings of problems before failures can occur.

Optimized for variable speed drive use

By controlling the motor with a variable speed drive, you can optimize the motor's performance, minimize energy consumption and control your process more accurately. ABB's motor-drive packages are easy to install and operate.

Configurable options available for Above NEMA NXR products in MachSize

Options listed below may not align with Motor Mod Express®.
Please use the online MachSize tool to properly configure and order the correct options.

M1 – Balance
M2B – Ball to Roller Conversion
M2D – Bearing Temperature Detector (100 Ohm)
M2F – Insulated Bearing
M7B – Drains Choose requirement
M12B – Labyrinth seal (DE)
M12C – Labyrinth seal (ODE)
M13F-2 – NEMA F2 Mounting
M13F-3 – Top Mount
M13M – Low Noise Fan Cover
M14A – Open Crate NXR5000
M14A – Open Crate NXR5800
M14A – Open Crate NXR7100
M14B – Totally Enclosed Crate NXR5000
M14B – Totally Enclosed Crate NXR5800
M14B – Totally Enclosed Crate NXR7100
M15A – Auxiliary N/P
M15B – Auxiliary N/P
M15D – Provide Original N/P
M15E – Mail N/P (Excludes CSA nameplates)
M15H – CSA Ordinary Location Nameplate(Excludes CSA nameplates)
M15I – Non-CSA Nameplate
M17 – Charcoal Gray Motor Paint
M17 – Industrial Gray Motor Paint
M17 – Black Motor Paint
M17 – Blue Motor Paint
M17 – Industrial Red Motor Paint
M17 – White Motor Paint
M17 – Traffic Yellow Motor Paint
M26A – Protection from Tropical Environment
M26C – Corrosion Treatment of Windings
M27B – Upgrade to IP55
M29J – Shaft Modification
M31D – Add Encoder
M32A – CSA C390 Method 1: (IEEE 112 Method B)
M32B – Witness CSA C390 Method 1: (IEEE 112 Method B)
M39C – Shaft Ground Brush (Non- Hazardous area only)
M39E – Division 2 Ground Probe
M41A – Provision for Vibration Detection (1/4-28)
M41B – Vibration Switch "Robert Shaw"
M41C – Velocity Transducer 1 each end B/N 9200
M41C – Velocity Transducer 2 each end B/N 9200
M41C – Velocity Transducer 3 each end B/N 9200
M41D – Accelerometer 1 each end B/N 33040
M41D – Accelerometer 2 each end B/N 33040
M41D – Accelerometer 3 each end B/N 33040
M43A – Smart Sensor
NEW! Shaft extension modifications
This new enhancement in MachSize will allow the user to select from predefined options to meet competitors shaft extension allowing drop in replacements.





NXR motors can now be configured online using ABB's MachSize tool.

The NXR product can be configured by using the modifications to meet the customers needs.
Your local Sales Channel can assist you with configuring and ordering your NXR motors.
Performance software and drawings can also be provided immediately using MachSize.
Short lead times for configured motors allow quick delivery to the customer
CSA certification – Class I Division 2 Hazardous area

Modifications are available for Above NEMA NXR 5000 – NXR 5800 – NXR 7100
Modification numbers are for reference only, features are selectable in the MachSize tool.

Ammonia refrigeration compressor motors, three phase, open drip proof, 460 and 2300/4160 volt, foot mounted

500 to 1000 Hp



Standard 2300/4160 volt motor

Features:

- Low noise design
- 1.15 SF
- High efficiency designs
- Rated for across the line start
- Class F insulation with Class B temperature rise
- Cast iron frame for reduced vibration and increased strength

Applications:

- Ammonia refrigeration compressors
- Pumps

Hp	RPM	NEMA Frame	Catalog Number	List Price	Mult. Sym.	"C" Dim.	Aprx. Wt. (lb)	Full Load Efficiency	Voltage	Full Load Amps	Notes (a)
2300/4160 volts											
500	3600	5008	**M250502S-2341**	65,645	LG	49.50	3200	94.8	2300/4160	62	1,10
600	3600	5010	**M250602S-2341**	76,834	LG	56.50	4200	95.2	2300/4160	73	1,10
700	3600	5010	**M250702S-2341**	77,258	LG	56.50	4200	95.2	2300/4160	85	1,10
800	3600	5810	**M258802S-2341**	103,721	LG	65.81	7000	95	2300/4160	99	1,10
900	3600	5810	**M258902S-2341**	107,321	LG	65.81	7000	95.2	2300/4160	111	1,10
1000	3600	5810	**M2581002S-2341**	112,193	LG	65.81	7000	95.2	2300/4160	141	1,10

(a) See notes on inside back flap.
Cast iron frame
Custom induction motors available up to 30,000 Hp, contact your sales representative for additional information.
Conversion base kits are available in the Motor Accessories section.

Washdown duty motors

Baldor-Reliance® Washdown duty motors are designed to meet the demands of applications that require additional protection from contaminants, and the ability to operate in an environments exposed to washdown methods. As the broadest washdown product family in the marketplace, ABB offers motors from painted to stainless steel to meet the washdown needs of our customers.

Key features:

- Double sealed motor bearings
- Neoprene rubber gaskets ensure a tight, waterproof seal
- 300 series stainless steel shaft, hardware and nameplate
- Shaft seals on each end
- Sealed frame to endplate joints to prevent water entry
- Easily removable drain plugs for thorough drainage in any position

1/3 - 75 Horsepower

Product line		Food Safe Washdown	Stainless steel	Paint free	White Washdown	White WD features
	NEMA Frames sizes	56-286TC	56C-256TC	56C-256TC	56-256TC	254-444TC
Electrical features						
Efficiency	Baldor-Reliance motors meet or exceed all efficiency requirements for US, Canada and Mexico regulations	S	S	S	S	S
Motor performance	1.15 Service Factor	S	S	S	S	S
	NEMA Design B (most designs)	S	S	S	S	S
Windings	Class F insulation with Class B rise (most designs)	–	S	S	S	S
	Class H insulation	S	A	A	A	A
	Dip & bake 100% varnish	S	S	S	S	S
	Epoxy encapsulated	S	A	A	A	–
	Single Phase	S	–	–	S	–
Connections	Washdown lead connection kit (heat shrink connectors)	S	A	A	A	A
Inverter	Inverter ready per NEMA MG-1 part 31.4.4.2	S	S	S	S	S
Mechanical features						
External parts	Steel frame and base, aluminum box and endplates	–	–	–	S	–
	300 series stainless steel shaft & hardware	S	S	S	S	S
	Polished head, 300 series stainless steel external hardware & drains	S	–	–	–	–
	Ball burnished aluminum endplates and conduit box	–	–	S	–	–
	300 series endplates and conduit box	S	S	–	–	–
	300 series stainless stator frame, conduit box lid and fan cover	S	S	S	–	–
Drains	3 removable plastic condensation drain plugs, each end	–	–	–	S	S
	3 removable stainless steel condensation drain plugs, each end	S	S	S	–	–
	1 extra plastic T-drain provided, each end (for 6:00 position)	S	S	S	S	S
	Stainless steel T-drains installed at 6:00, 180 frame and larger	S	–	–	–	–
Nameplate	Stainless steel nameplate affixed to band	–	–	S	S	S
	Nameplate information laser etched directly onto band	S	S	–	–	–
Conduit box	Neoprene, lipped box-to-stator gasket	–	S	S	S	S
	180° rotatable conduit box	–	S	S	S	S
	Round conduit box, rotatable in four directions	S	–	–	–	–
	Lipped lid w/neoprene gasket	–	S	S	S	S
	Round conduit box, rotatable in four directions	S	–	–	–	–
	Epoxy encapsulated leads in box	S	–	–	–	–
	Fully welded conduit box	S	–	–	–	–
Rotor	Epoxy primed rotor	S	S	S	S	S
Lubrication	Mobil Polyrex™ EM moisture resistant grease	S	S	S	S	S
Cooling	Non-metallic external cooling fan	S	S	S	S	S
Base	Standard welded base	–	S	S	S	–
	Individual, fully welded feet for ease of cleanability	S	–	–	–	–
	Cast base	–	–	–	–	S
Sealing	Lip & V-Ring seal on drive end, V-Ring seal on opposite drive end (TEFC)	–	–	–	S	S
	Labyrinth seal on drive end, V-Ring seal on opposite drive end (TEFC)	–	–	S	A	A
	Labyrinth seal on each end (TEFC)	–	S	A	A	A
	2-part sealing system (internal & external seals) on each end (TEFC)	S	–	–	–	–
	Sealer on endplate-to-stator fits	–	S	S	S	S
	O-Rings on endplate-to-stator fits	S	–	–	–	–
Paint	White epoxy, corrosion resistant finish	–	–	–	S	S
IP code	Ingress protection code	IP69 for water	IP56	IP55	IP55	IP55

A = Available through Mod-Express or as custom
S = Standard

Food Safe stainless steel, single phase, C-Face

1/2 thru 1 Hp

IP69 for Water

Features:

- 300 series stainless steel
- Individually welded feet for ease of cleaning
- Welded & polished conduit box
- Smooth heads on external drains & hardware
- O-ring sealed endplates
- Laser etched nameplate
- Removable condensate drains in each endplate
- Internal & external shaft sealing
- No crevices for food to collect
- 3 year warranty

Applications:

- Food processing
- High pressure washdown
- Caustic environment
- Pumps and wastewater
- Outdoors
- Sanitary washdown

Hp	RPM	NEMA Frame	Enclosure	Catalog Number	List Price	Disc. Sym.	"C" Dim.	Aprx. Wt. (lb)	Full Load Efficiency	Voltage	Full Load Amps	Notes (a)
Foot mounted												
1/2	3600	56C	TEFC	**CFSWDL3503**	1,381	WDF	13.96	33	59.5	115/230	3.6	12
	1800	56C	TEFC	**CFSWDL3504**	1,480	WDF	13.96	41	70	115/230	3.5	
3/4	3600	56C	TEFC	**CFSWDL3506**	1,529	WDF	13.96	33	64	115/230	4.6	12
	1800	56C	TEFC	**CFSWDL3507**	1,619	WDF	14.83	47	70	115/230	4.6	
1	3600	56C	TEFC	**CFSWDL3509**	1,632	WDF	13.96	41	68	115/230	5.8	12
	1800	56C	TEFC	**CFSWDL3510**	1,741	WDF	16.26	63	72	115/230	5.8	
Footless												
1/2	3600	56C	TEFC	**VFSWDL3503**	1,305	WDF	13.96	33	59.5	115/230	3.6	12
	1800	56C	TEFC	**VFSWDL3504**	1,404	WDF	13.96	41	70	115/230	3.5	
3/4	3600	56C	TEFC	**VFSWDL3506**	1,453	WDF	13.96	33	64	115/230	4.6	12
	1800	56C	TEFC	**VFSWDL3507**	1,543	WDF	14.83	47	70	115/230	4.6	
1	3600	56C	TEFC	**VFSWDL3509**	1,556	WDF	13.96	41	68	115/230	5.8	12
	1800	56C	TEFC	**VFSWDL3510**	1,665	WDF	16.26	63	72	115/230	5.8	

(a) See notes on inside back flap.

Food Safe stainless steel, three phase, C-Face, foot mounted, encapsulated

1/2 thru 30 Hp

IP69 for Water

Features:

- Individually welded feet for ease of cleaning
- Rotatable, round conduit box
- Welded & polished conduit box
- Smooth heads on external drains & hardware
- O-ring sealed endplates & conduit box
- Encapsulated, color-coded leads
- No crevices for food to collect
- 300 series stainless steel
- Epoxy encapsulated windings
- Laser etched nameplate
- Removable condensate drains in each endplate
- Internal & external shaft sealing
- Class H insulation system, inverter ready
- 3 year warranty, NEMA Premium® efficiency

Applications:

- Food processing
- High pressure washdown
- Caustic environment
- Pumps and wastewater
- Outdoors
- Sanitary washdown

Hp	RPM	NEMA Frame	Enclosure	Catalog Number	List Price	Disc. Sym.	"C" Dim.	Aprx. Wt. (lb)	Full Load Efficiency	Voltage	Full Load Amps	Notes (a)
230/460 volt												
1/2	3600	56C	TENV	**CFSWDM3537-E**	1,624	WDF	11.78	35	84	208-230/460	0.7	30
	1800	56C	TENV	**CFSWDM3538-E**	1,648	WDF	11.78	38	84	208-230/460	0.9	
	1200	56C	TENV	**CFSWDM3539-E**	1,980	WDF	12.78	37	77	208-230/460	0.9	
3/4	3600	56C	TENV	**CFSWDM3541-E**	1,678	WDF	11.78	41	86.5	208-230/460	1	30
	1800	56C	TENV	**CFSWDM3542-E**	1,704	WDF	12.78	37	84	208-230/460	1.3	
	1200	56C	TENV	**CFSWDM3543-E**	2,035	WDF	13.67	45	82.5	208-230/460	1.3	
1	3600	56C	TENV	**CFSWDM3545-E**	1,762	WDF	11.78	38	82.5	230/460	1.4	30
	1800	56C	TENV	**CFSWDM3546-E**	1,780	WDF	12.78	37	85.5	230/460	1.5	30
		143TC	TENV	**CFSWDM3546T-E**	1,794	WDF	12.84	37	85.5	230/460	1.5	30
	1200	56C	TENV	**CFSWDNM3556-E**	2,041	WDF	15.08	64	84	230/460	1.7	
		56C	TEFC	**CFSWDM3556-E**	2,104	WDF	14.83	45	82.5	230/460	1.7	30
1 1/2	3600	56C	TENV	**CFSWDM3550-E**	1,863	WDF	13.67	50	85.5	230/460	1.8	30
		143TC	TENV	**CFSWDM3550T-E**	1,878	WDF	13.72	50	85.5	230/460	1.8	30
	1800	56C	TENV	**CFSWDNM3554-E**	1,839	WDF	15.04	59	86.5	230/460	2.1	30
		56C	TEFC	**CFSWDM3554-E**	1,902	WDF	13.96	45	86.5	230/460	2.2	30
		145TC	TENV	**CFSWDNM3554T-E**	1,890	WDF	15.09	59	86.5	230/460	2.1	30
		145TC	TEFC	**CFSWDM3554T-E**	1,953	WDF	14.03	48	86.5	230/460	2.2	30
	1200	182TC	TEFC	**CFSWDM3607T-E**	2,332	WDF	18.89	90	87.5	230/460	2.6	
2	3600	56C	TENV	**CFSWDNM3555-E**	2,104	WDF	15.04	61	88.5	230/460	2.4	
		56C	TEFC	**CFSWDM3555-E**	2,199	WDF	14.90	50	86.5	230/460	2.5	30
		145TC	TENV	**CFSWDNM3555T-E**	2,150	WDF	15.09	61	88.5	230/460	2.4	
		145TC	TEFC	**CFSWDM3555T-E**	2,213	WDF	14.90	50	86.5	230/460	2.5	30
	1800	56C	TENV	**CFSWDNM3558-E**	2,135	WDF	15.09	59	88.5	230/460	2.8	
		56C	TEFC	**CFSWDM3558-E**	2,198	WDF	13.96	45	86.5	230/460	2.8	30
		145TC	TENV	**CFSWDNM3558T-E**	2,176	WDF	15.09	63	88.5	230/460	2.8	
		145TC	TEFC	**CFSWDM3558T-E**	2,239	WDF	14.03	45	86.5	230/460	2.8	30
	1200	184TC	TEFC	**CFSWDM3614T-E**	2,589	WDF	18.89	101	88.5	230/460	3.5	
3	3600	56C	TEFC	**CFSWDM3559-E**	2,496	WDF	16.21	61	86.5	230/460	3.6	
		145TC	TEFC	**CFSWDM3559T-E**	2,608	WDF	16.28	61	86.5	230/460	3.7	30
		182TC	TENV	**CFSWDNM3610T-E**	2,699	WDF	18.89	96	89.5	230/460	3.5	
	1800	182TC	TENV	**CFSWDNM3611T-E**	2,607	WDF	18.89	101	89.5	230/460	4	30
		182TC	TEFC	**CFSWDM3611T-E**	2,688	WDF	18.89	83	89.5	230/460	4.2	30
	1200	213TC	TEFC	**CFSWDM3704T-E**	3,411	WDF	21.37	158	89.5	230/460	4.5	

(a) See notes on inside back flap. **Red** catalog number indicates **NEW** product.

Food Safe stainless steel, three phase, C-Face, foot mounted, encapsulated

Hp	RPM	NEMA Frame	Enclosure	Catalog Number	List Price	Disc. Sym.	"C" Dim.	Aprx. Wt. (lb)	Full Load Efficiency	Voltage	Full Load Amps	Notes (a)
230/460 volt (continued)												
5	3600	184TC	TEFC	**CFSWDM3613T-E**	2,846	WDF	17.39	84	89.5	230/460	5.6	30
	1800	184TC	TEFC	**CFSWDM3615T-E**	2,867	WDF	18.89	101	89.5	230/460	6.5	30
	1200	215TC	TEFC	**CFSWDM3708T-E**	4,040	WDF	22.12	179	89.5	230/460	7.4	30
7 1/2	3600	213TC	TEFC	**CFSWDM3709T-E**	3,570	WDF	19.50	129	91	230/460	8.3	30
	1800	213TC	TEFC	**CFSWDM3710T-E**	3,644	WDF	20.68	136	91.7	230/460	9.5	
	1200	254TC	TEFC	**CFSWDM22976T-E**	6,936	WDF	24.18	255	91	230/460	10.7	30
10	3600	215TC	TEFC	**CFSWDM3711T-E**	4,048	WDF	20.68	149	91.7	230/460	10.6	30
	1800	215TC	TEFC	**CFSWDM3714T-E**	4,290	WDF	22.12	187	92.4	230/460	12.5	30
	1200	256TC	TEFC	**CFSWDM23932T-E**	7,885	WDF	25.18	290	91	230/460	15.1	
15	3600	215TC	TEFC	**CFSWDM3713T-E**	6,071	WDF	22.12	188	91.7	230/460	17	30
		254TC	TEFC	**CFSWDM23994T-E**	7,032	WDF	24.18	260	91	230/460	16.5	
	1800	254TC	TEFC	**CFSWDM23933T-E**	6,932	WDF	24.18	281	92.4	230/460	17.5	30
	1200	284TC	TEFC	**CFSWDM41900T**	8,880	WDF	28.14	488	91.7	230/460	20	22
20	3600	256TC	TEFC	**CFSWDM41906T-E**	7,970	WDF	25.18	295	91	230/460	21.5	
	1800	256TC	TEFC	**CFSWDM23934T-E**	7,929	WDF	25.18	290	93	230/460	23.4	
	1200	286TC	TEFC	**CFSWDM41902T**	11,355	WDF	28.14	493	91.7	230/460	26	22
25	3600	284TSC	TEFC	**CFSWDM41907T**	10,196	WDF	28.14	431	91.7	230/460	28	22
	1800	284TC	TEFC	**CFSWDM41903T**	10,139	WDF	28.14	471	93.6	230/460	31	22
30	3600	286TSC	TEFC	**CFSWDM41908T**	11,726	WDF	28.14	445	91.7	230/460	34	22
	1800	286TC	TEFC	**CFSWDM41904T**	11,660	WDF	28.14	485	93.6	230/460	36	22
575 volt												
1/2	3600	56C	TENV	**CFSWDM3537-5E**	1,649	WDF	11.78	35	84	575	0.6	
	1800	56C	TENV	**CFSWDM3538-5E**	1,673	WDF	11.78	35	84	575	0.7	
3/4	1800	56C	TENV	**CFSWDM3542-5E**	1,729	WDF	12.78	41	84	575	1	
1	1800	56C	TENV	**CFSWDM3546-5E**	1,805	WDF	12.78	41	85.5	575	1.2	
		143TC	TENV	**CFSWDM3546T-5E**	1,819	WDF	12.84	43	85.5	575	1.2	
1 1/2	1800	56C	TEFC	**CFSWDM3554-5E**	1,927	WDF	13.96	45	86.5	575	1.7	
		145TC	TEFC	**CFSWDM3554T-5E**	1,978	WDF	14.03	45	86.5	575	1.7	
2	1800	56C	TEFC	**CFSWDM3558-5E**	2,198	WDF	13.96	45	86.5	575	2.3	
		145TC	TEFC	**CFSWDM3558T-5E**	2,264	WDF	14.03	45	86.5	575	2.3	
3	3600	145TC	TEFC	**CFSWDM3559T-5E**	2,633	WDF	14.03	61	86.5	575	2.9	
	1800	182TC	TEFC	**CFSWDM3611T-5E**	2,752	WDF	18.89	86	89.5	575	3.3	
5	3600	184TC	TEFC	**CFSWDM3613T-5E**	2,910	WDF	17.39	84	89.5	575	4.5	
	1800	184TC	TEFC	**CFSWDM3615T-5E**	2,931	WDF	18.89	101	89.5	575	5.1	
7 1/2	3600	213TC	TEFC	**CFSWDM3709T-5E**	3,570	WDF	19.50	131	91	575	6.6	
	1800	213TC	TEFC	**CFSWDM3710T-5E**	3,644	WDF	20.68	139	91.7	575	7.6	
10	3600	215TC	TEFC	**CFSWDM3711T-5E**	4,048	WDF	20.68	154	90.2	575	9.1	
	1800	215TC	TEFC	**CFSWDM3714T-5E**	4,290	WDF	22.12	187	92.4	575	10.1	
15	1800	254TC	TEFC	**CFSWDM23933T-5E**	6,932	WDF	24.18	281	92.4	575	14.2	

(a) See notes on inside back flap.
Red catalog number indicates **NEW** product.

Food Safe stainless steel, three phase, C-Face, footless, encapsulated

1/2 thru 15 Hp

IP69 for Water

Features:

- Rotatable, round conduit box
- Welded & polished conduit box
- Smooth heads on external drains & hardware
- O-ring sealed endplates & conduit box
- Encapsulated, color-coded leads
- No crevices for food to collect
- 300 series stainless steel
- Epoxy encapsulated windings
- Laser etched nameplate
- Removable condensate drains in each endplate
- Internal & external shaft sealing
- Class H insulation system, inverter ready
- 3 year warranty, NEMA Premium® efficiency

Applications:

- Food processing
- High pressure washdown
- Caustic environment
- Pumps and wastewater
- Outdoors
- Sanitary washdown

Hp	RPM	NEMA Frame	Enclosure	Catalog Number	List Price	Disc. Sym.	"C" Dim.	Aprx. Wt. (lb)	Full Load Efficiency	Voltage	Full Load Amps	Notes (a)
230/460 volt												
1/2	3600	56C	TENV	**VFSWDM3537-E**	1,546	WDF	11.78	35	84	208-230/460	0.7	30
	1800	56C	TENV	**VFSWDM3538-E**	1,573	WDF	11.78	35	84	208-230/460	0.9	
		56C	TEFC	**VFSFWDM3538-E**	1,636	WDF	12.96	35	84	208-230/460	0.9	
	1200	56C	TENV	**VFSWDM3539-E**	1,546	WDF	12.78	37	77	208-230/460	0.9	
3/4	3600	56C	TENV	**VFSWDM3541-E**	1,602	WDF	11.78	38	86.5	208-230/460	1	30
	1800	56C	TENV	**VFSWDM3542-E**	1,628	WDF	12.78	41	84	208-230/460	1.3	
		56C	TEFC	**VFSFWDM3542-E**	1,691	WDF	13.96	37	84	208-230/460	1.3	
	1200	56C	TENV	**VFSWDM3543-E**	1,959	WDF	13.67	45	82.5	208-230/460	1.3	
1	3600	56C	TENV	**VFSWDM3545-E**	1,685	WDF	11.78	37	82.5	230/460	1.4	30
	1800	56C	TENV	**VFSWDM3546-E**	1,702	WDF	12.78	37	85.5	230/460	1.5	30
		56C	TEFC	**VFSFWDM3546-E**	1,767	WDF	13.96	44	85.5	230/460	1.5	30
		143TC	TENV	**VFSWDM3546T-E**	1,719	WDF	12.78	37	85.5	230/460	1.5	30
		143TC	TEFC	**VFSFWDM3546T-E**	1,782	WDF	13.96	37	85.5	230/460	1.5	30
	1200	56C	TEFC	**VFSWDM3556-E**	2,028	WDF	14.83	45	82.5	230/460	1.7	30
1 1/2	3600	56C	TENV	**VFSWDM3550-E**	1,786	WDF	13.67	53	85.5	230/460	1.8	30
		143TC	TENV	**VFSWDM3550T-E**	1,802	WDF	13.67	50	85.5	230/460	1.8	30
	1800	56C	TENV	**VFSWDNM3554-E**	1,763	WDF	15.04	59	86.5	230/460	2.1	30
		56C	TEFC	**VFSWDM3554-E**	1,826	WDF	13.96	45	86.5	230/460	2.2	30
		145TC	TENV	**VFSWDNM3554T-E**	1,814	WDF	15.04	59	86.5	230/460	2.1	30
		145TC	TEFC	**VFSWDM3554T-E**	1,877	WDF	13.96	45	86.5	230/460	2.2	30
2	3600	56C	TENV	**VFSWDNM3555-E**	2,029	WDF	15.04	63	88.5	230/460	2.4	
		145TC	TENV	**VFSWDNM3555T-E**	2,074	WDF	15.04	63	88.5	230/460	2.4	
		145TC	TEFC	**VFSWDM3555T-E**	2,137	WDF	14.83	50	86.5	230/460	2.5	30
	1800	56C	TENV	**VFSWDNM3558-E**	2,059	WDF	15.04	63	88.5	230/460	2.8	
		56C	TEFC	**VFSWDM3558-E**	2,122	WDF	13.96	56	86.5	230/460	2.8	30
		145TC	TENV	**VFSWDNM3558T-E**	2,100	WDF	15.04	63	88.5	230/460	2.8	
		145TC	TEFC	**VFSWDM3558T-E**	2,164	WDF	13.96	63	86.5	230/460	2.8	30
3	3600	56C	TEFC	**VFSWDM3559-E**	2,519	WDF	16.21	61	86.5	230/460	3.7	30
		145TC	TEFC	**VFSWDM3559T-E**	2,529	WDF	16.21	63	86.5	230/460	3.7	30
		182TC	TENV	**VFSWDNM3610T-E**	2,602	WDF	17.05	96	89.5	230/460	3.5	
	1800	56C	TEFC	**VFSWDM3651-E**	2,577	WDF	17.53	83	89.5	230/460	4.2	
		145TC	TEFC	**VFSWDM3651T-E**	2,582	WDF	17.60	83	89.5	230/460	4.2	
		182TC	TENV	**VFSWDNM3611T-E**	2,510	WDF	17.05	101	89.5	230/460	4	30
		182TC	TEFC	**VFSWDM3611T-E**	2,591	WDF	18.89	86	89.5	230/460	4.2	30
5	3600	184TC	TEFC	**VFSWDM3613T-E**	2,749	WDF	17.39	81	89.5	230/460	5.6	30
	1800	184TC	TEFC	**VFSWDM3615T-E**	2,771	WDF	18.89	101	89.5	230/460	6.5	30
7 1/2	3600	213TC	TEFC	**VFSWDM3709T-E**	3,438	WDF	19.49	131	91	230/460	8.3	30
	1800	213TC	TEFC	**VFSWDM3710T-E**	3,511	WDF	20.68	136	91.7	230/460	9.5	
10	3600	215TC	TEFC	**VFSWDM3711T-E**	3,916	WDF	20.68	149	91.7	230/460	10.6	30
	1800	215TC	TEFC	**VFSWDM3714T-E**	4,158	WDF	22.12	187	92.4	230/460	12.5	30
15	3600	215TC	TEFC	**VFSWDM3713T-E**	5,939	WDF	22.12	187	91.7	230/460	17	30

(a) See notes on inside back flap.

Red catalog number indicates **NEW** product.

For more information visit baldor.com or new.abb.com/motors-generators

Food Safe stainless steel, three phase, C-Face, footless, encapsulated

Hp	RPM	NEMA Frame	Enclosure	Catalog Number	List Price	Disc. Sym.	"C" Dim.	Aprx. Wt. (lb)	Full Load Efficiency	Voltage	Full Load Amps	Notes (a)
575 volt												
1/2	1800	56C	TENV	**VFSWDM3538-5E**	1,573	WDF	11.78	35	84	575	0.7	
3/4	1800	56C	TENV	**VFSWDM3542-5E**	1,628	WDF	12.78	37	84	575	1	
1	1800	56C	TENV	**VFSWDM3546-5E**	1,702	WDF	12.78	39	87.5	575	1.2	
		143TC	TENV	**VFSWDM3546T-5E**	1,719	WDF	12.84	39	87.5	575	1.2	
1 1/2	1800	145TC	TEFC	**VFSWDM3554T-5E**	1,877	WDF	14.03	48	86.5	575	1.7	
2	1800	145TC	TEFC	**VFSWDM3558T-5E**	2,164	WDF	16.28	56	88.5	575	2.2	
10	1800	215TC	TEFC	**VFSWDM3714T-5E**	4,158	WDF	22.12	187	92.4	575	10.1	

(a) See notes on inside back flap.
Red catalog number indicates **NEW** product.

Food Safe stainless steel, three phase, foot mounted, encapsulated

1/2 thru 30 Hp

IP69 for Water

Features:

- Individually welded feet for ease of cleaning
- Rotatable, round conduit box
- Welded & polished conduit box
- Smooth heads on external drains & hardware
- O-ring sealed endplates & conduit box
- Encapsulated, color-coded leads
- No crevices for food to collect
- 300 series stainless steel
- Epoxy encapsulated windings
- Laser etched nameplate
- Removable condensate drains in each endplate
- Internal & external shaft sealing
- Class H insulation system, inverter ready
- 3 year warranty, NEMA Premium® efficiency

Applications:

- Food processing
- High pressure washdown
- Caustic environment
- Pumps and wastewater
- Outdoors
- Sanitary washdown

Hp	RPM	NEMA Frame	Enclosure	Catalog Number	List Price	Disc. Sym.	"C" Dim.	Aprx. Wt. (lb)	Full Load Efficiency	Voltage	Full Load Amps	Notes (a)
1/2	1800	56	TENV	**FSWDM3538-E**	1,613	WDF	11.78	35	84	208-230/460	0.9	
3/4	1800	56	TENV	**FSWDM3542-E**	1,669	WDF	12.78	37	84	208-230/460	1.3	
1	1800	56	TENV	**FSWDM3546-E**	1,745	WDF	12.78	41	85.5	230/460	1.5	30
		143T	TENV	**FSWDM3546T-E**	1,759	WDF	12.84	41	85.5	230/460	1.5	30
1 1/2	1800	145T	TEFC	**FSWDM3554T-E**	1,918	WDF	14.03	45	86.5	230/460	2.2	30
2	1800	145T	TEFC	**FSWDM3558T-E**	2,204	WDF	14.03	48	86.5	230/460	2.8	30
3	1800	182T	TEFC	**FSWDM3611T-E**	2,625	WDF	18.89	86	89.5	230/460	4.2	30
5	1800	184T	TEFC	**FSWDM3615T-E**	2,804	WDF	18.89	101	89.5	230/460	6.5	30
7 1/2	1800	213T	TEFC	**FSWDM3710T-E**	3,553	WDF	20.68	136	91.7	230/460	9.5	
10	1800	215T	TEFC	**FSWDM3714T-E**	4,199	WDF	22.12	187	92.4	230/460	12.5	30
15	1800	254T	TEFC	**FSWDM23933T-E**	6,815	WDF	24.18	283	92.4	230/460	17.5	30
20	1800	256T	TEFC	**FSWDM23934T-E**	7,812	WDF	25.18	287	93	230/460	23.4	
25	1800	284T	TEFC	**FSWDM41903T**	10,001	WDF	28.14	378	93.6	230/460	31	22
30	1800	286T	TEFC	**FSWDM41904T**	11,522	WDF	28.14	395	93.6	230/460	36	22

(a) See notes on inside back flap.

Food Safe stainless steel, three phase, foot mounted, close-coupled pump, encapsulated

1 thru 20 Hp

IP69 for Water

Features:

- Individually welded feet for ease of cleaning
- Rotatable, round conduit box
- Welded & polished conduit box
- Smooth heads on external drains & hardware
- O-ring sealed endplates & conduit box
- Encapsulated, color-coded leads
- No crevices for food to collect
- 300 series stainless steel
- Epoxy encapsulated windings
- Laser etched nameplate
- Removable condensate drains in each endplate
- Internal & external shaft sealing
- Class H insulation system, inverter ready
- 3 year warranty, NEMA Premium® efficiency

Applications:

- Food processing
- High pressure washdown
- Caustic environment
- Pumps and wastewater
- Outdoors
- Sanitary washdown

Hp	RPM	NEMA Frame	Enclosure	Catalog Number	List Price	Disc. Sym.	"C" Dim.	Aprx. Wt. (lb)	Full Load Efficiency	Voltage	Full Load Amps	Notes (a)
1	1800	143JM	TENV	**JMFSWDM3546T-E**	2,076	WDF	14.97	37	85.5	230/460	1.5	30
1 1/2	3600	143JM	TENV	**JMFSWDM3550T-E**	2,159	WDF	15.85	50	85.5	230/460	1.8	30
	1800	145JM	TEFC	**JMFSWDM3554T-E**	2,171	WDF	16.15	45	86.5	230/460	2.2	30
2	3600	145JM	TEFC	**JMFSWDM3555T-E**	2,459	WDF	17.03	50	86.5	230/460	2.5	30
	1800	145JM	TEFC	**JMFSWDM3558T-E**	2,494	WDF	18.40	56	88.5	230/460	2.7	30
3	3600	145JM	TEFC	**JMFSWDM3559T-E**	2,954	WDF	18.40	61	86.5	230/460	3.7	30
	1800	182JM	TEFC	**JMFSWDM3611T-E**	3,101	WDF	19.72	83	89.5	230/460	4.2	30
5	3600	184JM	TEFC	**JMFSWDM3613T-E**	3,340	WDF	18.22	81	89.5	230/460	5.6	30
	1800	184JM	TEFC	**JMFSWDM3615T-E**	3,363	WDF	19.72	101	89.5	230/460	6.5	30
7 1/2	3600	213JM	TEFC	**JMFSWDM3709T-E**	3,937	WDF	20.62	131	91	230/460	8.3	30
	1800	213JM	TEFC	**JMFSWDM3710T-E**	4,011	WDF	21.81	139	91.7	230/460	9.5	
10	3600	215JM	TEFC	**JMFSWDM3711T-E**	4,414	WDF	21.81	154	91.7	230/460	10.6	30
	1800	215JM	TEFC	**JMFSWDM3714T-E**	4,657	WDF	23.56	187	92.4	230/460	12.5	30
15	3600	215JM	TEFC	**JMFSWDM3713T-E**	6,389	WDF	23.56	187	91.7	230/460	17	30
		254JM	TEFC	**JMFSWDM23994T-E**	7,439	WDF	25.67	265	91	230/460	16.5	
	1800	254JM	TEFC	**JMFSWDM23933T-E**	7,339	WDF	25.67	286	92.4	230/460	17.5	30
20	3600	256JM	TEFC	**JMFSWDM41906T-E**	8,377	WDF	26.67	300	91	230/460	21.5	
	1800	256JM	TEFC	**JMFSWDM23934T-E**	8,336	WDF	26.67	295	93	230/460	23.4	

(a) See notes on inside back flap.

Food Safe IEC stainless steel, three phase, totally enclosed, encapsulated 50/60Hz, 400/460VY

0.18 kW-7.5 kW (0.25-10 Hp)

IP69 for Water

Features:

- Stainless steel AISI 304
- Epoxy encapsulated windings
- IE3 efficiency per IEC 60034-30-1 (2014) (80 frame and above) All motors are compliant with DOE and NRCan
- Heat stabilized bearings with H1 food grade grease
- Laser engraved nameplate
- Inverter ready
- Rotatable terminal box cover with F3 mounting
- 3 year warranty

Applications:

- Food processing
- Pumps and Wastewater
- Outdoors
- High pressure washdown
- Caustic environment

kW // Hp*	RPM	IEC Frame	Enclosure	Catalog Number	ABB Product Code	ABB Type Number	List Price	Disc. Sym.	"L" Dim. (in)	Aprx. Wt. (lb)	Notes (a)
IM B3 (1001), foot mounted											
0.18 // 0.24	1000/1200	71	IC410/TENV	**SSEWDM07186-B**	3GMA073310-ASB	M3MA 71MA 6	2,261	IFS	12.20	33	
0.25 // 0.33	1500/1800	71	IC410/TENV	**SSEWDM07254-B**	3GMA072320-ASB	M3MA 71MB 4	2,232	IFS	12.20	44	
	1000/1200	71	IC410/TENV	**SSEWDM07256-B**	3GMA073320-ASB	M3MA 71MB 6	2,364	IFS	12.20	35	
0.37 // 0.5	1500/1800	80	IC410/TENV	**SSEWDM08374-B**	3GMA082310-ASB	M3MA 80MA 4	2,261	IFS	13.94	51	
	1000/1200	80	IC410/TENV	**SSEWDM08376-B**	3GMA083310-ASB	M3MA 80MA 6	2,445	IFS	13.94	51	
0.55 // 0.73	3000/3600	80	IC410/TENV	**SSEWDM08552-B**	3GMA081310-ASB	M3MA 80MA 2	2,261	IFS	13.94	51	
	1500/1800	80	IC410/TENV	**SSEWDM08554-B**	3GMA082320-ASB	M3MA 80MB 4	2,364	IFS	13.94	51	
	1000/1200	90	IC410/TENV	**SSEWDM09556-B**	3GMA093310-ASB	M3MA 90MA 6	2,689	IFS	17.15	106	
0.75 // 1	3000/3600	80	IC410/TENV	**SSEWDM08752-B**	3GMA081320-ASB	M3MA 80MB 2	2,364	IFS	13.94	51	
	1500/1800	80	IC410/TENV	**SSEWDM08754-B**	3GMA082330-ASB	M3MA 80MC 4	2,445	IFS	13.94	51	
	1000/1200	90	IC410/TENV	**SSEWDM09756-B**	3GMA093320-ASB	M3MA 90MB 6	2,955	IFS	17.15	115	
1.1 // 1.5	3000/3600	80	IC410/TENV	**SSEWDM08112-B**	3GMA081330-ASB	M3MA 80MC 2	2,445	IFS	13.94	51	
	1500/1800	90	IC410/TENV	**SSEWDM09114-B**	3GMA092310-ASB	M3MA 90MA 4	2,689	IFS	17.15	106	
1.5 // 2	3000/3600	90	IC410/TENV	**SSEWDM09152-B**	3GMA091310-ASB	M3MA 90MA 2	2,984	IFS	17.15	115	
	1500/1800	90	IC410/TENV	**SSEWDM09154-B**	3GMA092320-ASB	M3MA 90MB 4	2,955	IFS	17.15	115	
	1000/1200	100	IC411/TEFC	**SSEWDM10156-B**	3GMA103510-ASB	M3MA 100LA 6	4,132	IFS	18.92	128	
2.2 // 3	3000/3600	90	IC410/TENV	**SSEWDM09222-B**	3GMA091320-ASB	M3MA 90MA 2	3,128	IFS	17.15	115	
	1500/1800	100	IC411/TEFC	**SSEWDM10224-B**	3GMA102510-ASB	M3MA 100LA 4	3,787	IFS	18.92	126	
	1000/1200	112	IC411/TEFC	**SSEWDM11226-B**	3GMA113510-ASB	M3MA 112LA 6	4,706	IFS	18.92	130	
3 // 4	3000/3600	100	IC411/TEFC	**SSEWDM10032-B**	3GMA101510-ASB	M3MA 100LA 2	4,132	IFS	18.92	133	
	1500/1800	100	IC411/TEFC	**SSEWDM10034-B**	3GMA102520-ASB	M3MA 100LB 4	4,132	IFS	18.92	126	
	1000/1200	132	IC411/TEFC	**SSEWDM13036-B**	3GMA133510-ASB	M3MA 132LA 6	5,509	IFS	22.81	148	
4 // 5	3000/3600	112	IC411/TEFC	**SSEWDM11042-B**	3GMA111510-ASB	M3MA 112MA 2	4,706	IFS	18.92	134	
	1500/1800	112	IC411/TEFC	**SSEWDM11044-B**	3GMA112510-ASB	M3MA 112LA 4	4,706	IFS	18.92	134	
	1000/1200	132	IC411/TEFC	**SSEWDM13046-B**	3GMA133520-ASB	M3MA 132LB 6	5,796	IFS	22.81	148	
5.5 // 7.3	3000/3600	132	IC411/TEFC	**SSEWDM13552-B**	3GMA131510-ASB	M3MA 132LA 2	5,509	IFS	22.81	152	
	1500/1800	132	IC411/TEFC	**SSEWDM13554-B**	3GMA132510-ASB	M3MA 132LA 4	5,509	IFS	22.81	161	
7.5 // 10	3000/3600	132	IC411/TEFC	**SSEWDM13752-B**	3GMA131520-ASB	M3MA 132LB 2	5,796	IFS	22.81	165	
	1500/1800	132	IC411/TEFC	**SSEWDM13754-B**	3GMA132520-ASB	M3MA 132LB 4	5,796	IFS	22.81	181	
IM B5 (3001), flange mounted, footless											
0.18 // 0.24	1000/1200	71	IC410/TENV	**SSEWDM07186D-B**	3GMA073310-BSB	M3MA 71MA 6	2,129	IFS	12.20	33	
0.25 // 0.33	1500/1800	71	IC410/TENV	**SSEWDM07254D-B**	3GMA072320-BSB	M3MA 71MB 4	2,097	IFS	12.20	44	
	1000/1200	71	IC410/TENV	**SSEWDM07256D-B**	3GMA073320-BSB	M3MA 71MB 6	2,235	IFS	12.20	35	
0.37 // 0.5	1500/1800	80	IC410/TENV	**SSEWDM08374D-B**	3GMA082310-BSB	M3MA 80MA 4	2,129	IFS	13.94	51	
	1000/1200	80	IC410/TENV	**SSEWDM08376D-B**	3GMA083310-BSB	M3MA 80MA 6	2,304	IFS	13.94	51	
0.55 // 0.73	3000/3600	80	IC410/TENV	**SSEWDM08552D-B**	3GMA081310-BSB	M3MA 80MA 2	2,129	IFS	13.94	51	
	1500/1800	80	IC410/TENV	**SSEWDM08554D-B**	3GMA082320-BSB	M3MA 80MB 4	2,235	IFS	13.94	51	
	1000/1200	90	IC410/TENV	**SSEWDM09556D-B**	3GMA093310-BSB	M3MA 90MA 6	2,531	IFS	17.15	106	

(a) See notes on inside back flap.
Red catalog number indicates **NEW** product.
* Motors are stamped with kW only.
Motors are usable at 230VD, 60Hz

Food Safe IEC stainless steel, three phase, totally enclosed, encapsulated

kW // Hp*	RPM	IEC Frame	Enclosure	Catalog Number	ABB Product Code	ABB Type Number	List Price	Disc. Sym.	"L" Dim. (in)	Aprx. Wt. (lb)	Notes (a)
IM B5 (3001), flange mounted, footless (continued)											
0.75 // 1	3000/3600	80	IC410/TENV	**SSEWDM08752D-B**	3GMA081320-BSB	M3MA 80MB 2	2,235	IFS	13.94	51	
	1500/1800	80	IC410/TENV	**SSEWDM08754D-B**	3GMA082330-BSB	M3MA 80MC 4	2,304	IFS	13.94	51	
	1000/1200	90	IC410/TENV	**SSEWDM09756D-B**	3GMA093320-BSB	M3MA 90MB 6	2,766	IFS	17.15	115	
1.1 // 1.5	3000/3600	80	IC410/TENV	**SSEWDM08112D-B**	3GMA081330-BSB	M3MA 80MC 2	2,304	IFS	13.94	51	
	1500/1800	90	IC410/TENV	**SSEWDM09114D-B**	3GMA092310-BSB	M3MA 90MA 4	2,531	IFS	17.15	106	
1.5 // 2	3000/3600	90	IC410/TENV	**SSEWDM09152D-B**	3GMA091310-BSB	M3MA 90MA 2	2,800	IFS	17.15	115	
	1500/1800	90	IC410/TENV	**SSEWDM09154D-B**	3GMA092320-BSB	M3MA 90MB 4	2,766	IFS	17.15	115	
	1000/1200	100	IC411/TEFC	**SSEWDM10156D-B**	3GMA103510-BSB	M3MA 100LA 6	3,902	IFS	18.92	128	
2.2 // 3	3000/3600	90	IC410/TENV	**SSEWDM09222D-B**	3GMA091320-BSB	M3MA 90MA 2	2,955	IFS	17.15	115	
	1500/1800	100	IC411/TEFC	**SSEWDM10224D-B**	3GMA102510-BSB	M3MA 100LA 4	3,558	IFS	18.92	126	
	1000/1200	112	IC411/TEFC	**SSEWDM11226D-B**	3GMA113510-BSB	M3MA 112LA 6	4,447	IFS	18.92	130	
3 // 4	3000/3600	100	IC411/TEFC	**SSEWDM10032D-B**	3GMA101510-BSB	M3MA 100LA 2	3,902	IFS	18.92	133	
	1500/1800	100	IC411/TEFC	**SSEWDM10034D-B**	3GMA102520-BSB	M3MA 100LB 4	3,902	IFS	18.92	126	
	1000/1200	132	IC411/TEFC	**SSEWDM13036D-B**	3GMA133510-BSB	M3MA 132LA 6	5,165	IFS	22.81	148	
4 // 5	3000/3600	112	IC411/TEFC	**SSEWDM11042D-B**	3GMA111510-BSB	M3MA 112MA 2	4,447	IFS	18.92	134	
	1500/1800	112	IC411/TEFC	**SSEWDM11044D-B**	3GMA112510-BSB	M3MA 112LA 4	4,447	IFS	18.92	134	
	1000/1200	132	IC411/TEFC	**SSEWDM13046D-B**	3GMA133520-BSB	M3MA 132LB 6	5,480	IFS	22.81	148	
5.5 // 7.3	3000/3600	132	IC411/TEFC	**SSEWDM13552D-B**	3GMA131510-BSB	M3MA 132LA 2	5,165	IFS	22.81	152	
	1500/1800	132	IC411/TEFC	**SSEWDM13554D-B**	3GMA132510-BSB	M3MA 132LA 4	5,165	IFS	22.81	161	
7.5 // 10	3000/3600	132	IC411/TEFC	**SSEWDM13752D-B**	3GMA131520-BSB	M3MA 132LB 2	5,480	IFS	22.81	165	
	1500/1800	132	IC411/TEFC	**SSEWDM13754D-B**	3GMA132520-BSB	M3MA 132LB 4	5,480	IFS	22.81	181	
IM B14 (3601), face mounted, footless											
0.18 // 0.24	1000/1200	71	IC410/TENV	**SSEWDM07186C-B**	3GMA073310-CSB	M3MA 71MA 6	2,129	IFS	12.20	33	
0.25 // 0.33	1500/1800	71	IC410/TENV	**SSEWDM07254C-B**	3GMA072320-CSB	M3MA 71MB 4	2,097	IFS	12.20	44	
	1000/1200	71	IC410/TENV	**SSEWDM07256C-B**	3GMA073320-CSB	M3MA 71MB 6	2,235	IFS	12.20	35	
0.37 // 0.5	1500/1800	80	IC410/TENV	**SSEWDM08374C-B**	3GMA082310-CSB	M3MA 80MA 4	2,129	IFS	13.94	51	
	1000/1200	80	IC410/TENV	**SSEWDM08376C-B**	3GMA083310-CSB	M3MA 80MA 6	2,304	IFS	13.94	51	
0.55 // 0.73	3000/3600	80	IC410/TENV	**SSEWDM08552C-B**	3GMA081310-CSB	M3MA 80MA 2	2,129	IFS	13.94	51	
	1500/1800	80	IC410/TENV	**SSEWDM08554C-B**	3GMA082320-CSB	M3MA 80MB 4	2,235	IFS	13.94	51	
	1000/1200	90	IC410/TENV	**SSEWDM09556C-B**	3GMA093310-CSB	M3MA 90MA 6	2,531	IFS	17.15	106	
0.75 // 1	3000/3600	80	IC410/TENV	**SSEWDM08752C-B**	3GMA081320-CSB	M3MA 80MB 2	2,235	IFS	13.94	51	
	1500/1800	80	IC410/TENV	**SSEWDM08754C-B**	3GMA082330-CSB	M3MA 80MC 4	2,304	IFS	13.94	51	
	1000/1200	90	IC410/TENV	**SSEWDM09756C-B**	3GMA093320-CSB	M3MA 90MB 6	2,766	IFS	17.15	115	
1.1 // 1.5	3000/3600	80	IC410/TENV	**SSEWDM08112C-B**	3GMA081330-CSB	M3MA 80MC 2	2,304	IFS	13.94	51	
	1500/1800	90	IC410/TENV	**SSEWDM09114C-B**	3GMA092310-CSB	M3MA 90MA 4	2,531	IFS	17.15	106	
1.5 // 2	3000/3600	90	IC410/TENV	**SSEWDM09152C-B**	3GMA091310-CSB	M3MA 90MA 2	2,800	IFS	17.15	115	
	1500/1800	90	IC410/TENV	**SSEWDM09154C-B**	3GMA092320-CSB	M3MA 90MB 4	2,766	IFS	17.15	115	
	1000/1200	100	IC411/TEFC	**SSEWDM10156C-B**	3GMA103510-CSB	M3MA 100LA 6	3,902	IFS	18.92	128	
2.2 // 3	3000/3600	90	IC410/TENV	**SSEWDM09222C-B**	3GMA091320-CSB	M3MA 90MA 2	2,955	IFS	17.15	115	
	1500/1800	100	IC411/TEFC	**SSEWDM10224C-B**	3GMA102510-CSB	M3MA 100LA 4	3,558	IFS	18.92	126	
	1000/1200	112	IC411/TEFC	**SSEWDM11226C-B**	3GMA113510-CSB	M3MA 112LA 6	4,447	IFS	18.92	130	
3 // 4	3000/3600	100	IC411/TEFC	**SSEWDM10032C-B**	3GMA101510-CSB	M3MA 100LA 2	3,902	IFS	18.92	133	
	1500/1800	100	IC411/TEFC	**SSEWDM10034C-B**	3GMA102520-CSB	M3MA 100LB 4	3,902	IFS	18.92	126	
	1000/1200	132	IC411/TEFC	**SSEWDM13036C-B**	3GMA133510-CSB	M3MA 132LA 6	5,165	IFS	22.81	148	
4 // 5	3000/3600	112	IC411/TEFC	**SSEWDM11042C-B**	3GMA111510-CSB	M3MA 112MA 2	4,447	IFS	18.92	134	
	1500/1800	112	IC411/TEFC	**SSEWDM11044C-B**	3GMA112510-CSB	M3MA 112LA 4	4,447	IFS	18.92	134	
	1000/1200	132	IC411/TEFC	**SSEWDM13046C-B**	3GMA133520-CSB	M3MA 132LB 6	5,480	IFS	22.81	148	
5.5 // 7.3	3000/3600	132	IC411/TEFC	**SSEWDM13552C-B**	3GMA131510-CSB	M3MA 132LA 2	5,165	IFS	22.81	152	
	1500/1800	132	IC411/TEFC	**SSEWDM13554C-B**	3GMA132510-CSB	M3MA 132LA 4	5,165	IFS	22.81	161	
7.5 // 10	3000/3600	132	IC411/TEFC	**SSEWDM13752C-B**	3GMA131520-CSB	M3MA 132LB 2	5,480	IFS	22.81	165	
	1500/1800	132	IC411/TEFC	**SSEWDM13754C-B**	3GMA132520-CSB	M3MA 132LB 4	5,480	IFS	22.81	181	

(a) See notes on inside back flap.
Red catalog number indicates **NEW** product.
* Motors are stamped with kW only.
Motors are usable at 230VD, 60Hz

Stainless steel, three phase, totally enclosed, C-Face, foot mounted

1/3 thru 20 Hp

IP56

Features:

- 300 series stainless steel motor frame, endplates, conduit box, shaft, base, and hardware
- Four condensate drains in each endplate
- Endplate rabbets sealed
- Labyrinth seals on DE and ODE
- 3 year warranty

Applications:

- Food processing
- Packaging
- Pumps and wastewater
- Wet environment

Hp	RPM	NEMA Frame	Enclosure	Catalog Number	List Price	Disc. Sym.	"C" Dim.	Aprx. Wt. (lb)	Full Load Efficiency	Voltage	Full Load Amps	Notes (a)
230/460 volt												
1/3	3600	56C	TENV	**CSSWDM3457**	1,054	WDS	11.09	33	74	208-230/460	0.6	1, 30
	1800	56C	TENV	**CSSWDM3534**	1,109	WDS	11.09	33	75.5	208-230/460	0.7	1, 12, 30
1/2	3600	56C	TENV	**CSSWDM3537**	1,245	WDS	11.09	36	70	208-230/460	0.9	1, 30
		56HC	TENV	**CSSWDM3537-H**	1,245	WDS	11.97	37	70	208-230/460	0.9	1
	1800	56C	TENV	**CSSWDM3538**	1,336	WDS	11.09	37	80	208-230/460	0.9	1, 12, 30
		56HC	TENV	**CSSWDM3538-H**	1,336	WDS	11.97	33	80	208-230/460	0.9	1
	1200	56HC	TENV	**CSSWDM3539-H**	1,441	WDS	11.97	37	77	208-230/460	0.9	1
3/4	3600	56C	TENV	**CSSWDM3541**	1,287	WDS	11.09	43	80	230/460	1.1	1, 12, 30
		56HC	TENV	**CSSWDM3541-H**	1,287	WDS	11.97	34	80	230/460	1.1	1,12
	1800	56C	TENV	**CSSWDM3542**	1,383	WDS	11.09	42	82.5	208-230/460	1.1	1, 12, 30
		56HC	TENV	**CSSWDM3542-H**	1,383	WDS	11.97	34	82.5	208-230/460	1.1	1,12
	1200	56HC	TENV	**CSSWDM3543-H**	1,564	WDS	11.97	51	82.5	230/460	1.3	1,12
1	3600	56C	TENV	**CESSWDM3545**	1,411	WDS	11.09	39	82.5	230/460	1.4	12
		56HC	TENV	**CESSWDM3545-H**	1,411	WDS	11.97	38	82.5	230/460	1.4	12
	1800	56C	TENV	**CESSWDM3546**	1,405	WDS	11.09	41	85.5	230/460	1.5	1, 30
		56HC	TENV	**CESSWDM3546-H**	1,405	WDS	11.97	41	85.5	230/460	1.5	
		143TC	TEFC	**CESSWDM3546T**	1,426	WDS	13.42	52	87.5	230/460	1.5	1, 30
	1200	56HC	TENV	**CESSWDNM3556-H**	1,591	WDS	14.22	64	84	230/460	1.7	1,30
1 1/2	3600	56C	TENV	**CESSWDM3550**	1,419	WDS	12.97	56	85.5	230/460	1.8	1, 30
		56HC	TENV	**CESSWDM3550-H**	1,419	WDS	12.85	50	85.5	230/460	1.8	1,30
		143TC	TENV	**CESSWDM3550T**	1,431	WDS	13.23	60	85.5	230/460	1.8	1, 30
	1800	56C	TEFC	**CESSWDM3554**	1,432	WDS	13.34	41	86.5	230/460	2.2	1, 30
		56HC	TEFC	**CESSWDM3554-H**	1,432	WDS	13.03	45	86.5	230/460	2.2	1,30
		145TC	TEFC	**CESSWDM3554T**	1,453	WDS	13.42	55	87.5	230/460	2.1	1, 30
2	3600	56HC	TENV	**CESSWDNM3555-H**	1,891	WDS	12.85	61	88.5	230/460	2.4	
		145TC	TEFC	**CESSWDM3555T**	1,734	WDS	14.30	60	86.5	208-230/460	2.5	1, 30
	1800	56C	TEFC	**CESSWDM3558**	1,725	WDS	13.34	45	86.5	230/460	2.8	8, 30
		56HC	TEFC	**CESSWDM3558-H**	1,725	WDS	13.03	45	86.5	230/460	2.8	
		145TC	TEFC	**CESSWDM3558T**	1,746	WDS	13.42	45	86.5	230/460	2.8	8, 30
3	3600	145TC	TEFC	**CESSWDM3559T**	2,089	WDS	15.67	74	86.5	208-230/460	3.7	1, 30
		182TC	TEFC	**CESSWDM3610T**	2,231	WDS	16.82	90	88.5	230/460	3.7	1, 30
	1800	182TC	TEFC	**CESSWDM3611T**	2,041	WDS	18.32	94	89.5	230/460	4.2	1, 30
5	3600	184TC	TEFC	**CESSWDM3613T**	2,374	WDS	18.32	106	90.2	230/460	5.7	30
	1800	184TC	TEFC	**CESSWDM3615T**	2,297	WDS	18.32	112	89.5	230/460	6.5	
7 1/2	3600	213TC	TEFC	**CESSWDM3709T**	2,786	WDS	19.03	166	91	230/460	8.3	1, 30
	1800	213TC	TEFC	**CESSWDM3710T**	2,873	WDS	20.16	137	91.7	230/460	9.5	1
10	3600	215TC	TEFC	**CESSWDM3711T**	3,109	WDS	20.16	184	91.7	230/460	10.6	1, 30
	1800	215TC	TEFC	**CESSWDM3714T**	3,169	WDS	21.66	190	92.4	230/460	12.5	1, 30
15	3600	215TC	TEFC	**CESSWDM3713T**	4,665	WDS	21.66	187	91.7	230/460	17	8,30
		254TC	TEFC	**CESSWDM23994T**	6,345	WDS	24.67	293	91	230/460	16.5	1, 30
	1800	254TC	TEFC	**CESSWDM23933T**	6,245	WDS	24.67	293	92.4	230/460	17.5	1, 30
20	3600	256TC	TEFC	**CESSWDM41906T**	7,283	WDS	24.67	312	91	230/460	21.5	2
	1800	256TC	TEFC	**CESSWDM23934T**	7,242	WDS	24.67	299	93	230/460	24	8

(a) See notes on inside back flap
Red catalog number indicates **NEW** product.

Stainless steel, three phase, totally phase, C-Face, foot mounted

Hp	RPM	NEMA Frame	Enclosure	Catalog Number	List Price	Disc. Sym.	"C" Dim.	Aprx. Wt. (lb)	Full Load Efficiency	Voltage	Full Load Amps	Notes (a)
575 volt												
1/2	1800	56C	TENV	**CSSWDM3538-5**	1,336	WDS	11.09	37	80	575	0.7	1, 12
3/4	1800	56C	TENV	**CSSWDM3542-5**	1,383	WDS	11.09	41	82.5	575	0.9	1, 12
1	1800	56C	TENV	**CESSWDM3546-5**	1,405	WDS	11.09	46	85.5	575	1.2	
	1800	143TC	TEFC	**CESSWDM3546T-5**	1,426	WDS	13.42	51	87.5	575	1.3	1
1 1/2	3600	56C	TENV	**CESSWDM3550-5**	1,419	WDS	12.96	50	85.5	575	1.5	
	1800	145TC	TEFC	**CESSWDM3554T-5**	1,453	WDS	13.42	56	87.5	575	1.7	1
2	3600	145TC	TENV	**CESSWDNM3555T-5**	1,734	WDS	14.60	61	88.5	575	1.9	8
	1800	56C	TENV	**CESSWDNM3558-5**	1,725	WDS	14.34	63	87.5	575	2.1	8
		145TC	TEFC	**CESSWDM3558T-5**	1,746	WDS	13.42	45	86.5	575	2.3	8
3	3600	145TC	TEFC	**CESSWDM3559T-5**	2,089	WDS	15.67	73	86.5	575	2.9	1
		182TC	TENV	**CESSWDNM3610T-5**	2,231	WDS	19.82	96	89.5	575	2.8	8
	1800	182TC	TENV	**CESSWDNM3611T-5**	2,041	WDS	19.82	101	89.5	575	3.2	8
		182TC	TEFC	**CESSWDM3611T-5**	2,041	WDS	16.82	92	89.5	575	3.3	1
5	3600	184TC	TEFC	**CESSWDM3613T-5**	2,374	WDS	18.32	106	90.2	575	4.6	
	1800	184TC	TEFC	**CESSWDM3615T-5**	2,297	WDS	18.32	112	89.5	575	5.2	
7 1/2	3600	213TC	TEFC	**CESSWDM3709T-5**	2,786	WDS	19.03	129	91	575	6.7	
	1800	213TC	TEFC	**CESSWDM3710T-5**	2,873	WDS	20.16	139	91.7	575	7.6	
10	3600	215TC	TEFC	**CESSWDM3711T-5**	3,109	WDS	20.16	154	91.7	575	8.5	1
	1800	215TC	TEFC	**CESSWDM3714T-5**	3,169	WDS	21.66	185	91.7	575	9.8	1
15	1800	254TC	TEFC	**CESSWDM23933T-5**	6,245	WDS	24.67	281	92.4	575	14.2	

(a) See notes on inside back flap.
Red catalog number indicates **NEW** product.

Stainless steel, three phase, totally enclosed, C-Face, footless

1/3 thru 10 Hp

IP56

Features:

- 300 series stainless steel motor frame, endplates, conduit box, shaft, base, and hardware
- Four condensate drains in each endplate
- Endplate rabbets sealed
- Labyrinth seals on DE and ODE
- 3 year warranty

Applications:

- Food processing
- Packaging
- Pumps and wastewater
- Wet environment

Hp	RPM	NEMA Frame	Enclosure	Catalog Number	List Price	Disc. Sym.	"C" Dim.	Aprx. Wt. (lb)	Full Load Efficiency	Voltage	Full Load Amps	Notes (a)
230/460 volt												
1/3	3600	56C	TENV	**VSSWDM3457**	1,023	WDS	11.09	33	74	208-230/460	0.6	1, 10, 30
	1800	56C	TENV	**VSSWDM3534**	1,078	WDS	11.09	35	75.5	208-230/460	0.7	1,10,12,30
1/2	3600	56C	TENV	**VSSWDM3537**	1,215	WDS	11.09	37	70	208-230/460	0.9	2, 10, 30
	1800	56C	TEFC	**VSSFWDM3538**	1,383	WDS	12.34	40	80	208-230/460	0.9	1,10,12,30
		56C	TENV	**VSSWDM3538**	1,308	WDS	11.09	40	84	230/460	0.9	1, 10, 12, 30
3/4	3600	56C	TENV	**VSSWDM3541**	1,262	WDS	11.09	41	80	230/460	1.1	1, 10, 12, 30
	1800	56C	TEFC	**VSSFWDM3542**	1,428	WDS	12.34	44	82.5	208-230/460	1.1	1, 10
		56C	TENV	**VSSWDM3542**	1,356	WDS	11.09	42	82.5	208-230/460	1.1	1, 10
1	1800	56C	TENV	**VESSWDM3546**	1,369	WDS	12.09	44	85.5	230/460	1.5	1,30
		56C	TEFC	**VESSFWDM3546**	1,509	WDS	13.34	39	85.5	230/460	1.5	
		143TC	TEFC	**VESSWDM3546T**	1,390	WDS	13.42	44	87.5	230/460	1.5	1,30
1 1/2	1800	56C	TEFC	**VESSWDM3554**	1,396	WDS	13.34	46	86.5	230/460	2.2	1,30
		145TC	TEFC	**VESSWDM3554T**	1,417	WDS	13.42	45	87.5	230/460	2.1	1,30
2	1800	56C	TEFC	**VESSWDM3558**	1,689	WDS	13.34	48	86.5	230/460	2.8	8, 30
		145TC	TEFC	**VESSWDM3558T**	1,710	WDS	13.42	45	86.5	230/460	2.8	8, 30
3	3600	145TC	TEFC	**VESSWDM3559T**	2,032	WDS	15.67	64	86.5	208-230/460	3.7	1, 30
	1800	182TC	TEFC	**VESSWDM3611T**	1,951	WDS	18.32	60	89.5	230/460	4.2	1,30
5	3600	184TC	TEFC	**VESSWDM3613T**	2,284	WDS	18.32	83	90.2	230/460	5.7	30
	1800	184TC	TEFC	**VESSWDM3615T**	2,207	WDS	18.32	101	89.5	230/460	6.5	30
7 1/2	1800	213TC	TEFC	**VESSWDM3710T**	2,794	WDS	20.16	139	91.7	230/460	9.5	1
10	1800	215TC	TEFC	**VESSWDM3714T**	3,090	WDS	21.66	188	92.4	230/460	12.5	1,30
575 volt												
1	1800	56C	TENV	**VESSWDM3546-5**	1,369	WDS	12.09	39	85.5	575	1.2	
1 1/2	1800	145TC	TEFC	**VESSWDM3554T-5**	1,417	WDS	13.42	45	87.5	575	1.7	1
2	3600	56C	TEFC	**VESSWDM3555-5**	1,655	WDS	14.22	41	86.5	575	2.0	1
	1800	145TC	TEFC	**VESSWDM3558T-5**	1,710	WDS	15.67	56	88.5	575	2.2	8
3	1800	182TC	TEFC	**VESSWDM3611T-5**	1,951	WDS	18.32	83	89.5	575	3.3	1
5	1800	184TC	TEFC	**VESSWDM3615T-5**	2,207	WDS	18.32	112	89.5	575	5.1	1
10	1800	215TC	TEFC	**VESSWDM3714T-5**	3,090	WDS	21.66	191	92.4	575	10.1	1

(a) See notes on inside back flap.
Red catalog number indicates **NEW** product.

Paint free, three phase, totally enclosed, C-Face

1/2 thru 10 Hp

IP55

Features:

- Sealed ball bearings
- Neoprene gaskets
- Rotating non-contact labyrinth seal
- 300 series stainless steel motor frame, base, shaft and hardware
- No exterior paint
- 3 year warranty

Applications:

- Food processing
- Packaging
- Outdoor applications

Hp	RPM	NEMA Frame	Enclosure	Catalog Number	List Price	Disc. Sym.	"C" Dim.	Aprx. Wt. (lb)	Full Load Efficiency	Voltage	Full Load Amps	Notes (a)
Foot mounted												
1/2	3600	56C	TENV	**CSWDM3537**	731	WDP	11.06	29	70	208-230/460	0.9	2, 30
	1800	56C	TENV	**CSWDM3538**	715	WDP	11.06	27	80	230/460	0.8	1, 12, 30
	1200	56C	TENV	**CSWDM3539**	1,000	WDP	12.06	38	78.5	208-230/460	1	1, 12, 30
3/4	3600	56C	TENV	**CSWDM3541**	767	WDP	11.06	36	80	208-230/460	1.1	1, 12, 30
	1800	56C	TENV	**CSWDM3542**	825	WDP	11.06	30	78.5	230/460	1.4	1, 12, 30
	1200	56C	TENV	**CSWDM3543**	1,207	WDP	12.94	47	81.5	208-230/460	1.4	30
1	1800	56C	TENV	**CESWDM3546**	1,150	WDP	12.06	40	85.5	230/460	1.5	1, 30
		143TC	TENV	**CESWDM3546T**	1,125	WDP	12.12	39	87.5	230/460	1.5	1, 30
1 1/2	1800	56C	TENV	**CESWDM3554**	1,174	WDP	12.94	50	86.5	230/460	2.1	30
		145TC	TENV	**CESWDM3554T**	1,205	WDP	13.00	50	86.5	230/460	2.1	30
2	3600	145TC	TEFC	**CESWDM3555T**	1,427	WDP	14.16	52	86.5	208-230/460	2.5	1, 30
	1800	56C	TEFC	**CESWDM3558**	1,389	WDP	13.24	45	86.5	230/460	2.9	1, 30
		145TC	TEFC	**CESWDM3558T**	1,479	WDP	15.54	56	88.5	230/460	2.8	1, 30
3	3600	145TC	TEFC	**CESWDM3559T**	1,756	WDP	15.54	62	86.5	208-230/460	3.7	1, 30
	1800	182TC	TEFC	**CESWDM3611T**	1,809	WDP	16.56	79	89.5	230/460	4	1, 30
5	3600	184TC	TEFC	**CESWDM3613T**	2,227	WDP	18.06	88	90.2	230/460	5.7	30
	1800	184TC	TEFC	**CESWDM3615T**	2,105	WDP	18.06	92	89.5	230/460	6.7	1, 30
7 1/2	3600	213TC	TEFC	**CESWDM3709T**	2,811	WDP	18.68	134	91	230/460	8.3	1, 30
	1800	213TC	TEFC	**CESWDM3710T**	2,590	WDP	19.81	135	91.7	230/460	9.5	1
10	3600	215TC	TEFC	**CESWDM3711T**	3,116	WDP	19.81	154	91.7	230/460	10.6	1, 30
	1800	215TC	TEFC	**CESWDM3714T**	2,947	WDP	21.31	165	91.7	230/460	12	1
Footless												
1/2	1800	56C	TENV	**VSWDM3538**	707	WDP	11.06	28	80	230/460	0.8	1, 12, 30
3/4	1800	56C	TENV	**VSWDM3542**	818	WDP	11.06	31	78.5	230/460	1.4	1, 12, 30
1	1800	56C	TENV	**VESWDM3546**	1,095	WDP	12.06	39	85.5	230/460	1.5	1, 30
		143TC	TENV	**VESWDM3546T**	1,099	WDP	12.12	43	87.5	230/460	1.5	1, 30
1 1/2	1800	56C	TENV	**VESWDM3554**	1,192	WDP	12.95	47	86.5	230/460	2.1	30
		145TC	TENV	**VESWDM3554T**	1,192	WDP	13.00	49	86.5	230/460	2.1	30
2	1800	145TC	TEFC	**VESWDM3558T**	1,361	WDP	15.56	55	88.5	230/460	2.8	1, 30

(a) See notes on inside back flap.

NEW!

Paint free, three phase, totally enclosed, C-Face, 575 volt

1/2 thru 2 Hp

IP55

Features:

- Sealed ball bearings
- Neoprene gaskets
- Rotating non-contact labyrinth seal
- 300 series stainless steel motor frame, base, shaft and hardware
- No exterior paint
- 3 year warranty

Applications:

- Food processing
- Packaging
- Outdoor applications

Hp	RPM	NEMA Frame	Enclosure	Catalog Number	List Price	Disc. Sym.	"C" Dim.	Aprx. Wt. (lb)	Full Load Efficiency	Voltage	Full Load Amps	Notes (a)
Foot mounted												
1/2	3600	56C	TENV	**CSWDM3537-5**	731	WDP	11.06	37	70	575	0.65	2, 10
	1800	56C	TENV	**CSWDM3538-5**	715	WDP	11.06	33	80	575	0.7	1, 10, 12
3/4	3600	56C	TENV	**CSWDM3541-5**	767	WDP	11.06	39	80	575	0.9	10, 12
	1800	56C	TENV	**CSWDM3542-5**	825	WDP	11.06	30	78.5	575	1.1	1, 10, 12
1	1800	56C	TENV	**CESWDM3546-5**	1,150	WDP	12.06	39	85.5	575	1.2	10
		143TC	TENV	**CESWDM3546T-5**	1,125	WDP	12.12	39	85.5	575	1.2	10
1 1/2	1800	56C	TENV	**CESWDM3554-5**	1,174	WDP	12.93	47	86.5	575	1.7	10
		145TC	TENV	**CESWDM3554T-5**	1,205	WDP	12.99	47	86.5	575	1.7	10
2	1800	56C	TENV	**CESWDNM3558-5**	1,389	WDP	14.31	56	88.5	575	2.1	10
Footless												
1/2	1800	56C	TENV	**VSWDM3538-5**	707	WDP	11.06	33	80	575	0.7	1, 10, 12
3/4	1800	56C	TENV	**VSWDM3542-5**	818	WDP	11.06	37	78.5	575	1.1	1, 10, 12
1	1800	56C	TENV	**VESWDM3546-5**	1,095	WDP	12.06	39	85.5	575	1.2	10
		143TC	TENV	**VESWDM3546T-5**	1,099	WDP	12.12	39	85.5	575	1.2	10
1 1/2	1800	56C	TENV	**VESWDM3554-5**	1,192	WDP	12.93	57	86.5	575	1.7	10
		145TC	TENV	**VESWDM3554T-5**	1,192	WDP	12.99	47	86.5	575	1.7	10
2	1800	145TC	TENV	**VESWDNM3558T-5**	1,357	WDP	14.37	62	88.5	575	2.1	10

(a) See notes on inside back flap.
Red catalog number indicates **NEW** product.

NEW!

Inverter motor, paint free, three phase, totally enclosed, C-Face

1/2 thru 10 Hp

IP55

Features:

- Sealed ball bearings
- Neoprene gaskets
- Rotating non-contact labyrinth seal
- 300 series stainless steel motor frame, base, shaft and hardware
- No exterior paint
- Class H insulation
- NEMA Premium® efficiency
- Not encoder adaptable
- 3 year warranty

Applications:

- Conveyors
- Food processing
- Pumps
- Packaging
- Outdoor applications

Hp	Base Speed RPM	Max. RPM	NEMA Frame	Enclosure	Catalog Number	List Price	Disc. Sym.	"C" Dim.	Aprx. Wt. (lb)	Full Load Efficiency	Voltage	Full Load Amps	Notes (a)
Foot mounted													
1/2	1800	6000	56C	TENV	**IDCSWDM3538**	1,551	WDP	11.06	31	82.5	208-230/460	0.8	30
3/4	1800	6000	56C	TENV	**IDCSWDM3542**	1,756	WDP	11.06	32	82.5	208-230/460	1.1	30
1	1800	6000	56C	TENV	**IDCSWDM3546**	1,823	WDP	12.06	40	85.5	208-230/460	1.5	30
			143TC	TENV	**IDCSWDM3546T**	1,823	WDP	12.12	42	85.5	230/460	1.5	
1 1/2	1800	4000	56C	TEFC	**IDCSWDM3554**	1,950	WDP	14.12	51	88.5	230/460	2.1	
			145TC	TEFC	**IDCSWDM3554T**	1,950	WDP	14.17	49	88.5	230/460	2.1	
2	1800	4500	56C	TEFC	**IDCSWDM3558**	2,083	WDP	13.24	44	86.5	230/460	2.9	
			145TC	TEFC	**IDCSWDM3558T**	2,083	WDP	13.29	48	86.5	230/460	2.9	
3	1800	6000	182TC	TEFC	**IDCSWDM3611T**	2,284	WDP	18.06	85	89.5	230/460	4.2	
5	1800	6000	184TC	TEFC	**IDCSWDM3615T**	2,658	WDP	18.06	99	89.5	230/460	6.5	
7 1/2	1800	6000	213TC	TEFC	**IDCSWDM3710T**	4,024	WDP	19.81	136	91.7	230/460	9.5	
10	1800	6000	215TC	TEFC	**IDCSWDM3714T**	4,601	WDP	21.31	187	92.4	230/460	12.5	
Footless													
1/2	1800	6000	56C	TENV	**IDVSWDM3538**	1,538	WDP	11.06	32	84	230/460	0.9	
3/4	1800	6000	56C	TENV	**IDVSWDM3542**	1,748	WDP	11.06	35	82.5	230/460	1.1	
1	1800	6000	56C	TENV	**IDVSWDM3546**	1,814	WDP	12.06	40	85.5	230/460	1.5	
			143TC	TENV	**IDVSWDM3546T**	1,814	WDP	12.12	40	85.5	230/460	1.5	
1 1/2	1800	4000	56C	TEFC	**IDVSWDM3554**	1,940	WDP	14.12	50	88.5	230/460	2.1	
			145TC	TEFC	**IDVSWDM3554T**	1,940	WDP	14.17	50	88.5	230/460	2.1	
2	1800	4500	56C	TEFC	**IDVSWDM3558**	2,066	WDP	13.24	45	86.5	230/460	2.9	
			145TC	TEFC	**IDVSWDM3558T**	2,066	WDP	13.29	46	86.5	230/460	2.9	
3	1800	6000	182TC	TEFC	**IDVSWDM3611T**	2,172	WDP	18.06	80	89.5	230/460	4.2	
5	1800	6000	184TC	TEFC	**IDVSWDM3615T**	2,532	WDP	18.06	97	89.5	230/460	6.5	

(a) See notes on inside back flap.

Single phase, totally enclosed, foot mounted

1/2 thru 1 1/2 Hp

IP55

Features:

- 300 series stainless steel hardware
- Neoprene gaskets
- Double sealed ball bearings
- Lip and V-Ring seal on DE
- White epoxy, corrosion resistant finish
- Stainless steel shaft extension

Applications:

- Food processing
- Wet environment
- Packaging
- Pumps and wastewater

Hp	RPM	NEMA Frame	Enclosure	Catalog Number	List Price	Disc. Sym.	"C" Dim.	Aprx. Wt. (lb)	Full Load Efficiency	Voltage	Full Load Amps	Notes (a)
1/2	1800	56	TEFC	**WDL3504**	622	WDW	12.23	34	68	115/230	3.7	1, 12, 30
3/4	1800	56	TEFC	**WDL3507**	728	WDW	12.23	37	68	115/230	5.5	1, 12, 30
1	1800	56	TEFC	**WDL3510**	842	WDW	13.23	41	67	115/230	6.4	1, 30
1 1/2	1800	145T	TEFC	**WDL3514T**	1,037	WDW	14.18	50	80	115/230	6.2	1, 30

(a) See notes on inside back flap.

Single phase, totally enclosed, C-Face

1/2 thru 1 1/2 Hp

IP55

Features:

- 300 series stainless steel hardware
- Neoprene gaskets
- Double sealed ball bearings
- Lip and V-Ring seal on DE
- White epoxy, corrosion resistant finish
- Stainless steel shaft extension

Applications:

- Food processing
- Wet environment
- Packaging
- Pumps and wastewater

Hp	RPM	NEMA Frame	Enclosure	Catalog Number	List Price	Disc. Sym.	"C" Dim.	Aprx. Wt. (lb)	Full Load Efficiency	Voltage	Full Load Amps	Notes (a)
Foot mounted												
1/2	1800	56C	TEFC	**CWDL3504**	651	WDW	12.23	35	68	115/230	3.7	1, 12, 30
3/4	1800	56C	TEFC	**CWDL3507**	758	WDW	12.23	36	68	115/230	5.5	1, 12, 30
1	3600	56C	TEFC	**CWDL3509**	710	WDW	12.23	37	68	115/230	5.9	1, 12, 30
	1800	56C	TEFC	**CWDL3510**	871	WDW	13.23	41	67	115/230	6.4	1, 30
1 1/2	3600	56C	TEFC	**CWDL3513**	877	WDW	13.23	41	70	115/230	8	1, 30
	1800	56C	TEFC	**CWDL3514**	1,043	WDW	14.12	50	80	115/230	6.2	1, 30
Footless												
1/2	1800	56C	TEFC	**VWDL3504**	624	WDW	12.25	35	68	115/230	3.7	1, 12, 30
3/4	1800	56C	TEFC	**VWDL3507**	733	WDW	12.25	36	68	115/230	5.5	1, 12, 30
1	1800	56C	TEFC	**VWDL3510**	839	WDW	13.25	42	67	115/230	6.4	1, 30
1 1/2	1800	56C	TEFC	**VWDL3514**	1,007	WDW	14.10	48	80	115/230	6.2	1, 30

(a) See notes on inside back flap.

Three phase, totally enclosed, foot mounted

1/2 thru 20 Hp

IP55

Features:

- 300 series stainless steel hardware
- Neoprene gaskets
- Double sealed ball bearings
- Lip and V-Ring seal on DE
- White epoxy, corrosion resistant finish
- Stainless steel shaft extension
- 3 year warranty

Applications:

- Food processing
- Wet environment
- Conveyors
- Packaging
- Pumps and wastewater

Hp	RPM	NEMA Frame	Enclosure	Catalog Number	List Price	Disc. Sym.	"C" Dim.	Aprx. Wt. (lb)	Full Load Efficiency	Voltage	Full Load Amps	Notes (a)
1/2	1800	56	TENV	**WDM3538**	621	WDW	11.06	27	80	230/460	0.8	1, 12, 30
3/4	1800	56	TENV	**WDM3542**	664	WDW	11.06	30	78.5	230/460	1.4	1, 12, 30
1	3600	143T	TENV	**EWDM3545T**	879	WDW	11.12	35	82.5	230/460	1.3	1
	1800	56	TENV	**EWDM3546**	905	WDW	12.06	39	85.5	230/460	1.5	1, 30
		143T	TENV	**EWDM3546T**	927	WDW	12.12	39	85.5	230/460	1.5	1, 30
	1200	145T	TEFC	**EWDM3556T**	1,065	WDW	13.29	41	82.5	230/460	1.8	1
	900	182T	TEFC	**EWDM3617T**	1,755	WDW	16.54	65	75.5	230/460	2.3	1
1 1/2	3600	143T	TENV	**EWDM3550T**	908	WDW	12.12	48	85.5	230/460	2	
	1800	145T	TENV	**EWDM3554T**	1,019	WDW	13.00	49	86.5	230/460	2.1	30
	1200	182T	TEFC	**EWDM3607T**	1,178	WDW	16.54	91	87.5	230/460	2.4	1
	900	184T	TEFC	**EWDM3618T**	2,062	WDW	18.04	95	78.5	230/460	3	1
2	3600	145T	TEFC	**EWDM3555T**	1,145	WDW	14.17	50	86.5	230/460	2.5	1
	1800	145T	TEFC	**EWDM3558T**	1,196	WDW	13.29	46	86.5	230/460	2.9	1, 30
	1200	184T	TEFC	**EWDM3614T**	1,320	WDW	18.04	100	88.5	230/460	3.5	1
	900	213T	TEFC	**EWDM3702T**	2,882	WDW	19.04	111	85.5	230/460	3.5	1
3	3600	182T	TEFC	**EWDM3610T**	1,247	WDW	15.17	50	86.5	230/460	3.6	1
	1800	182T	TEFC	**EWDM3611T**	1,493	WDW	16.54	73	89.5	230/460	4.2	1, 30
	1200	213T	TEFC	**EWDM3704T**	1,712	WDW	19.04	139	89.5	230/460	4.6	1
	900	215T	TEFC	**EWDM3705T**	3,184	WDW	19.04	111	86.5	230/460	5.2	1
5	3600	184T	TEFC	**EWDM3613T**	1,799	WDW	16.54	74	88.5	230/460	5.9	1
	1800	184T	TEFC	**EWDM3615T**	1,699	WDW	18.04	90	89.5	230/460	6.7	1, 30
	1200	215T	TEFC	**EWDM3708T**	1,936	WDW	20.54	185	89.5	230/460	7.2	1
7 1/2	3600	213T	TEFC	**EWDM3709T**	2,518	WDW	19.04	129	91.7	230/460	9.5	1
	1800	213T	TEFC	**EWDM3710T**	2,127	WDW	19.04	151	91.7	230/460	9.5	1, 30
	1200	254T	TEFC	**EWDM22976T**	3,674	WDW	23.57	265	91	230/460	10.7	1
10	3600	215T	TEFC	**EWDM3711T**	2,664	WDW	17.89	123	90.2	230/460	11.6	1
	1800	215T	TEFC	**EWDM3714T**	2,317	WDW	20.54	165	91.7	230/460	12	1
	1200	256T	TEFC	**EWDM23932T**	4,214	WDW	24.57	276	91	230/460	14.7	30
15	3600	254T	TEFC	**EWDM23994T**	5,080	WDW	22.32	169	91	230/460	15.3	1
	1800	254T	TEFC	**EWDM23933T**	4,997	WDW	23.57	248	92.4	230/460	18	1, 30
20	3600	256T	TEFC	**EWDM41906T**	5,856	WDW	23.57	242	91	230/460	23	
	1800	256T	TEFC	**EWDM23934T**	5,823	WDW	23.57	269	93	230/460	24	1, 30

(a) See notes on inside back flap.
Red catalog number indicates **NEW** product.

Three phase, totally enclosed, C-Face, foot mounted

1/3 thru 20 Hp

IP55

Features:

- 300 series stainless steel hardware
- Neoprene gaskets
- Double sealed ball bearings
- Lip and V-Ring seal on DE
- White epoxy, corrosion resistant finish
- Stainless steel shaft extension
- 3 year warranty

Applications:

- Food processing
- Wet environment
- Conveyors
- Packaging
- Pumps and wastewater

Hp	RPM	NEMA Frame	Enclosure	Catalog Number	List Price	Disc. Sym.	"C" Dim.	Aprx. Wt. (lb)	Full Load Efficiency	Voltage	Full Load Amps	Notes (a)
1/3	1800	56C	TENV	**CWDM3534**	541	WDW	11.06	33	75.5	208-230/460	0.7	1
1/2	3600	56C	TENV	**CWDM3537**	604	WDW	11.06	29	70	208-230/460	0.9	1, 12
		56HC	TENV	**CWDM3537-H**	604	WDW	11.91	37	70	208-230/460	0.9	1, 12
	1800	56C	TENV	**CWDM3538**	654	WDW	11.06	28	80	230/460	0.8	1, 12, 30
		56HC	TENV	**CWDM3538-H**	654	WDW	11.91	33	80	230/460	0.8	1, 12
	1200	56C	TENV	**CWDM3539**	826	WDW	12.06	37	78.5	208-230/460	1	1, 12
		56HC	TENV	**CWDM3539-H**	826	WDW	11.91	37	78.5	208-230/460	1	1, 12
3/4	3600	56C	TENV	**CWDM3541**	633	WDW	11.07	35	80	230/460	1.1	1, 12, 30
		56HC	TENV	**CWDM3541-H**	633	WDW	11.91	34	80	230/460	1.1	1, 12
	1800	56C	TENV	**CWDM3542**	709	WDW	11.07	29	78.5	230/460	1.4	1, 12, 30
		56HC	TENV	**CWDM3542-H**	709	WDW	11.91	30	78.5	230/460	1.4	1, 12, 30
	1200	56C	TENV	**CWDM3543**	997	WDW	12.94	46	80	208-230/460	1.4	1
		56HC	TENV	**CWDM3543-H**	997	WDW	12.78	45	81.5	208-230/460	1.4	
1	3600	56C	TEFC	**CEWDM3545**	1,039	WDW	12.24	33	77	230/460	1.4	1, 12
		56C	TENV	**CEWDNM3545**	981	WDW	11.06	35	82.5	230/460	1.3	
		56HC	TENV	**CEWDNM3545-H**	981	WDW	11.91	35	82.5	230/460	1.3	1, 12, 30
		143TC	TENV	**CEWDM3545T**	1,017	WDW	12.12	35	82.5	230/460	1.3	1
	1800	56C	TENV	**CEWDM3546**	1,044	WDW	12.06	41	85.5	230/460	1.5	30
		56HC	TENV	**CEWDM3546-H**	1,044	WDW	11.91	39	85.5	230/460	1.5	1, 30
		143TC	TENV	**CEWDM3546T**	1,065	WDW	12.13	37	85.5	230/460	1.5	30
	1200	56C	TEFC	**CEWDM3556**	1,172	WDW	13.24	43	82.5	230/460	1.8	1, 30
		56HC	TEFC	**CEWDM3556-H**	1,172	WDW	13.08	41	82.5	230/460	1.8	1
		145TC	TEFC	**CEWDM3556T**	1,203	WDW	13.28	41	82.5	230/460	1.8	1
	900	182TC	TEFC	**CEWDM3617T**	1,876	WDW	16.54	65	75.5	230/460	2.3	1, 30
1 1/2	3600	56C	TENV	**CEWDM3550**	1,068	WDW	12.07	46	85.5	230/460	2	1, 30
		56HC	TENV	**CEWDM3550-H**	1,068	WDW	11.91	48	85.5	230/460	2	1
		143TC	TENV	**CEWDM3550T**	1,091	WDW	12.12	48	85.5	230/460	2	1
	1800	56C	TENV	**CEWDM3554**	1,092	WDW	12.94	50	86.5	230/460	2.1	30
		56HC	TENV	**CEWDM3554-H**	1,092	WDW	12.78	56	86.5	230/460	2.1	
		145TC	TENV	**CEWDM3554T**	1,115	WDW	13.00	48	86.5	230/460	2.1	30
	1200	182TC	TEFC	**CEWDM3607T**	1,299	WDW	16.54	72	87.5	230/460	2.4	1, 30
	900	184TC	TEFC	**CEWDM3618T**	2,183	WDW	18.04	101	78.5	230/460	3	1
2	3600	56HCY	TEFC	**CEWDM3555**	1,155	WDW	13.24	35	85.5	230/460	2.5	1, 30
		56HC	TEFC	**CEWDM3555-H**	1,155	WDW	13.08	41	85.5	230/460	2.5	1
		145TC	TEFC	**CEWDM3555T**	1,178	WDW	13.28	45	85.5	230/460	2.5	1, 30
	1800	56C	TEFC	**CEWDM3558**	1,191	WDW	14.12	48	86.5	230/460	2.9	1, 30
		56HC	TEFC	**CEWDM3558-H**	1,191	WDW	13.96	48	86.5	230/460	2.9	1, 30
		145TC	TEFC	**CEWDM3558T**	1,229	WDW	13.28	46	86.5	230/460	2.9	1, 30
		145TC	TENV	**CEWDNM3558T**	1,200	WDW	14.37	54	88.5	230/460	2.7	1, 30
	1200	184TC	TEFC	**CEWDM3614T**	1,441	WDW	18.04	93	88.5	230/460	3.5	1, 30
	900	213TC	TEFC	**CEWDM3702T**	3,069	WDW	19.78	111	85.5	230/460	3.5	1

(a) See notes on inside back flap.
Red catalog number indicates **NEW** product.

Three phase, totally enclosed, C-Face, foot mounted

Hp	RPM	NEMA Frame	Enclosure	Catalog Number	List Price	Disc. Sym.	"C" Dim.	Aprx. Wt. (lb)	Full Load Efficiency	Voltage	Full Load Amps	Notes (a)
3	3600	145TC	TEFC	**CEWDM3559T**	1,451	WDW	14.17	60	86.5	230/460	3.6	1, 30
		182TC	TEFC	**CEWDM3610T**	1,368	WDW	15.18	57	86.5	230/460	3.6	1, 30
	1800	182TC	TEFC	**CEWDM3611T**	1,614	WDW	16.54	78	89.5	230/460	4.2	1, 30
	1200	213TC	TEFC	**CEWDM3704T**	1,899	WDW	19.78	136	89.5	230/460	4.6	1, 30
	900	215TC	TEFC	**CEWDM3705T**	3,497	WDW	19.78	111	86.5	230/460	5.2	1
5	3600	184TC	TEFC	**CEWDM3613T**	1,920	WDW	16.54	80	88.5	230/460	5.9	1, 30
	1800	184TC	TEFC	**CEWDM3615T**	1,829	WDW	18.04	96	89.5	230/460	6.7	1, 30
	1200	215TC	TEFC	**CEWDM3708T**	2,249	WDW	21.27	185	89.5	230/460	7.2	1, 30
7 1/2	3600	184TC	TEFC	**CEWDM3616T**	2,282	WDW	18.04	101	89.5	230/460	8.4	1, 30
		213TC	TEFC	**CEWDM3709T**	2,705	WDW	18.64	143	89.5	230/460	9	1, 30
	1800	213TC	TEFC	**CEWDM3710T**	2,314	WDW	19.78	151	91.7	230/460	9.5	1, 30
	1200	254TC	TEFC	**CEWDM22976T**	3,861	WDW	23.57	280	91	230/460	11	1, 30
10	3600	215TC	TEFC	**CEWDM3711T**	2,977	WDW	18.64	122	90.2	230/460	11.8	1, 30
	1800	215TC	TEFC	**CEWDM3714T**	2,630	WDW	21.27	165	91.7	230/460	12	1
	1200	256TC	TEFC	**CEWDM23932T**	4,389	WDW	23.57	289	91	230/460	15.1	30
15	3600	215TC	TEFC	**CEWDM3713T**	3,741	WDW	21.26	174	91	230/460	17	1, 30
		254TC	TEFC	**CEWDM23994T**	5,255	WDW	21.89	188	91	230/460	16.6	1, 30
	1800	254TC	TEFC	**CEWDM23933T**	5,172	WDW	23.57	256	92.4	230/460	18	1, 30
20	3600	256TC	TEFC	**CEWDM41906T**	6,031	WDW	23.57	274	91	230/460	23	1
	1800	256TC	TEFC	**CEWDM23934T**	5,998	WDW	23.57	283	93	230/460	24	1, 30

(a) See notes on inside back flap.
Red catalog number indicates **NEW** product.

Three phase, totally enclosed, C-Face, footless

1/3 thru 10 Hp

IP55

Features:

- 300 series stainless steel hardware
- Neoprene gaskets
- Double sealed ball bearings
- Lip and V-Ring seal on DE
- White epoxy, corrosion resistant finish
- Stainless steel shaft extension
- 3 year warranty

Applications:

- Food processing
- Wet environment
- Conveyors
- Packaging
- Pumps and wastewater

Hp	RPM	NEMA Frame	Enclosure	Catalog Number	List Price	Disc. Sym.	"C" Dim.	Aprx. Wt. (lb)	Full Load Efficiency	Voltage	Full Load Amps	Notes (a)
1/3	1800	56C	TENV	**VWDM3534**	519	WDW	11.06	33	75.5	208-230/460	0.7	1, 12
1/2	1800	56C	TENV	**VEWDM3538**	868	WDW	11.06	32	84	230/460	0.9	1, 30
		56C	TEFC	**VFWDM3538**	678	WDW	12.24	29	80	230/460	0.8	1, 12, 30
		56C	TENV	**VWDM3538**	649	WDW	11.06	29	80	230/460	0.8	1, 12, 30
3/4	1800	56C	TENV	**VEWDM3542**	955	WDW	11.06	32	84	230/460	1.1	1, 12, 30
		56C	TEFC	**VFWDM3542**	733	WDW	12.24	31	78.5	230/460	1.4	1, 12, 30
		56C	TENV	**VWDM3542**	705	WDW	11.06	33	80	230/460	1.2	1, 12
1	1800	56C	TEFC	**VEFWDM3546**	1,062	WDW	12.22	38	85.5	230/460	1.5	1, 30
		56C	TENV	**VEWDM3546**	1,034	WDW	12.06	40	85.5	230/460	1.5	1, 30
		143TC	TEFC	**VEFWDM3546T**	1,070	WDW	12.30	36	85.5	230/460	1.5	1, 30
		143TC	TENV	**VEWDM3546T**	1,042	WDW	12.12	40	85.5	230/460	1.5	1, 30
1 1/2	1800	56C	TENV	**VEWDM3554**	1,110	WDW	12.94	48	86.5	230/460	2.1	30
		145TC	TEFC	**VEFWDM3554T**	1,148	WDW	13.28	43	86.5	230/460	2.2	1, 30
		145TC	TENV	**VEWDM3554T**	1,119	WDW	13.00	48	86.5	230/460	2.1	30
2	1800	56C	TEFC	**VEWDM3558**	1,181	WDW	13.22	46	86.5	230/460	2.9	1, 30
		145TC	TEFC	**VEWDM3558T**	1,204	WDW	13.28	47	86.5	230/460	2.9	1, 30
3	3600	56C	TEFC	**VEWDM3559**	1,368	WDW	14.12	50	86.5	230/460	3.6	1, 30
		145TC	TEFC	**VEWDM3559T**	1,381	WDW	14.17	50	86.5	230/460	3.6	1, 30
	1800	56C	TEFC	**VEWDM3561**	1,319	WDW	15.61	73	89.5	230/460	4.2	1, 30
		145TC	TEFC	**VEWDM3561T**	1,334	WDW	15.68	73	89.5	230/460	4.2	1, 30
		145TC	TENV	**VEWDM3651T**	1,524	WDW	15.63	91	89.5	230/460	4.1	1, 30
		182TC	TEFC	**VEWDM3611T**	1,513	WDW	16.54	73	89.5	230/460	4.2	1, 30
5	1800	184TC	TEFC	**VEWDM3615T**	1,715	WDW	18.05	89	89.5	230/460	6.7	1, 30
7 1/2	1800	213TC	TEFC	**VEWDM3710T**	2,294	WDW	19.78	151	91.7	230/460	9.5	1, 30
10	1800	215TC	TEFC	**VEWDM3714T**	2,465	WDW	21.27	165	91.7	230/460	12	1, 30

(a) See notes on inside back flap.
Red catalog number indicates **NEW** product.

Three phase, totally enclosed, C-Face, 575 volt

1/2 thru 20 Hp

IP55

Features:

- 300 series stainless steel hardware
- Neoprene gaskets
- Double sealed ball bearings
- Lip and V-Ring seal on DE
- White epoxy, corrosion resistant finish
- Stainless steel shaft extension
- 3 year warranty

Applications:

- Food processing
- Wet environment
- Conveyors
- Packaging
- Pumps and wastewater

Hp	RPM	NEMA Frame	Enclosure	Catalog Number	List Price	Disc. Sym.	"C" Dim.	Aprx. Wt. (lb)	Full Load Efficiency	Voltage	Full Load Amps	Notes (a)
Foot mounted												
1/2	1800	56C	TENV	**CWDM3538-5**	654	WDW	11.07	26	80	575	0.7	1, 12
3/4	1800	56C	TENV	**CWDM3542-5**	709	WDW	11.06	35	78.5	575	1.1	1, 12
1	1800	56C	TENV	**CEWDM3546-5**	1,044	WDW	12.06	39	85.5	575	1.2	
		143TC	TENV	**CEWDM3546T-5**	1,065	WDW	12.12	38	85.5	575	1.2	
1 1/2	1800	145TC	TENV	**CEWDM3554T-5**	1,115	WDW	13.00	46	86.5	575	1.7	1
2	1800	145TC	TEFC	**CEWDM3558T-5**	1,229	WDW	13.28	46	86.5	575	2.3	1
3	3600	145TC	TEFC	**CEWDM3559T-5**	1,451	WDW	14.17	52	86.5	575	2.9	1
	1800	182TC	TEFC	**CEWDM3611T-5**	1,614	WDW	16.54	77	89.5	575	3.3	1
5	3600	184TC	TEFC	**CEWDM3613T-5**	1,920	WDW	16.54	70	88.5	575	4.7	1
	1800	184TC	TEFC	**CEWDM3615T-5**	1,829	WDW	18.04	94	89.5	575	5.3	1
7 1/2	3600	213TC	TEFC	**CEWDM3709T-5**	2,705	WDW	19.78	143	91	575	7	10
	1800	213TC	TEFC	**CEWDM3710T-5**	2,314	WDW	19.78	130	91.7	575	7.6	1
10	3600	215TC	TEFC	**CEWDM3711T-5**	2,977	WDW	18.64	122	90.2	575	9.5	10
	1800	215TC	TEFC	**CEWDM3714T-5**	2,630	WDW	21.27	165	91.7	575	9.6	1
15	1800	254TC	TEFC	**CEWDM23933T-5**	5,172	WDW	23.57	258	92.4	575	14.5	1
20	1800	256TC	TEFC	**CEWDM23934T-5**	5,998	WDW	23.57	289	93	575	19	1
Footless												
1/2	1800	56C	TENV	**VWDM3538-5**	649	WDW	11.06	28	80	575	0.7	1, 12
3/4	1800	56C	TENV	**VWDM3542-5**	705	WDW	11.06	32	80	575	0.9	1, 12

(a) See notes on inside back flap.
Red catalog number indicates **NEW** product.

Feather Picker motor, three phase, TEFC, encapsulated, foot mounted
2 thru 3 Hp

IP56

Features:
- Labyrinth seal on DE and ODE
- Epoxy encapsulated windings
- Stainless steel hardware, shaft extension, nameplate
- Neoprene gaskets
- Double sealed ball bearings
- White epoxy, corrosion resistant finish

Applications:
- Feather picker
- Food processing
- Wet environment

Hp	RPM	NEMA Frame	Catalog Number	List Price	Disc. Sym.	"C" Dim.	Aprx. Wt. (lb)	Full Load Efficiency	Voltage	Full Load Amps	Notes (a)
2	1800	145T	**WDM3558TP**	1,185	WDW	14.24	39	81.5	230/460	2.9	30, 31
3	1800	145T	**WDM3561TP**	1,455	WDW	15.63	59	81	230/460	4	2, 8, 31

(a) See notes on inside back flap.

Feather Picker motor, three phase, TEFC, encapsulated, C-Face, foot mounted
3 Hp

IP56

Features:
- Labyrinth seal on DE and ODE
- Epoxy encapsulated windings
- Stainless steel hardware, shaft extension, nameplate
- Neoprene gaskets
- Double sealed ball bearings
- White epoxy, corrosion resistant finish

Applications:
- Feather picker
- Food processing
- Wet environment

Hp	RPM	NEMA Frame	Catalog Number	List Price	Disc. Sym.	"C" Dim.	Aprx. Wt. (lb)	Full Load Efficiency	Voltage	Full Load Amps	Notes (a)
230/460 volt											
3	1800	145TC	**CWDM3561TP**	1,493	WDW	15.62	59	81	230/460	4	2, 8, 31
575 volt											
3	1800	145TC	**CWDM3561TP-5**	1,493	WDW	15.54	59	81	575	3.2	2, 8, 31

(a) See notes on inside back flap.
Red catalog number indicates **NEW** product.

Cut Saw motor, three phase, TENV, foot mounted

1 Hp

IP56

Features:

- Labyrinth seal
- Fully potted leads inside conduit box
- Stainless steel hardware, shaft extension, nameplate
- Neoprene gaskets
- Double sealed ball bearings
- White epoxy, corrosion resistant finish

Applications:

- Poultry cut saw
- Food processing
- Wet environment

Hp	RPM	NEMA Frame	Catalog Number	List Price	Disc. Sym.	"C" Dim.	Aprx. Wt. (lb)	Full Load Efficiency	Voltage	Full Load Amps	Notes (a)
1	1800	D80	**WDNMM3546-4**	925	WDW	12.00	39	75.5	460	1.5	2, 31

(a) See notes on inside back flap.

Brake motor, three phase, totally enclosed, C-Face, foot mounted

1/2 thru 5 Hp

IP55

Features:

- 300 series stainless steel hardware
- Neoprene gaskets
- Double sealed ball bearings
- Power off manual release brake with automatic reset
- Lip and V-Ring seal on DE
- NEMA Premium® efficiency
- White epoxy, corrosion resistant finish
- Stainless steel shaft extension
- Standard NEMA BA dimension

Applications:

- Food processing
- Wet environment
- Conveyors
- Packaging
- Pumps and wastewater

Hp	RPM	NEMA Frame	Enclosure	Catalog Number	List Price	Disc. Sym.	"C" Dim.	Aprx. Wt. (lb)	Full Load Efficiency	Voltage	Full Load Amps	Brake Rating (b)	Notes (a)
1/2	1800	56C	TENV	**CEWDBM3538**	2,086	WDW	15.31	42	84	208-230/460	0.9	3	1, 12, 41
3/4	1800	56C	TENV	**CEWDBM3542**	2,254	WDW	15.31	42	84	230/460	1.1	6	1, 12, 30, 41
1	1800	56C	TENV	**CEWDBM3546**	2,314	WDW	16.31	50	85.5	230/460	1.5	6	1, 30, 41
		143TC	TENV	**CEWDBM3546T**	2,338	WDW	16.81	51	85.5	230/460	1.5	6	1, 30, 41
1 1/2	1800	145TC	TENV	**CEWDBM3554T**	2,518	WDW	18.14	61	86.5	230/460	2.1	10	30, 41
2	1800	145TC	TEFC	**CEWDBM3558T**	2,562	WDW	18.56	60	86.5	230/460	2.9	10	1, 30, 41
3	1800	182TC	TEFC	**CEWDBM3611T**	3,100	WDW	21.80	93	89.5	230/460	4.2	15	1, 30, 41
5	1800	184TC	TEFC	**CEWDBM3615T**	3,745	WDW	23.30	110	89.5	230/460	6.7	25	1, 30, 42

(a) See notes on inside back flap.
(b) Brake torque rating in lb-ft.

Jet pump, three phase, TEFC, C-Face

3/4 thru 3 Hp

IP55

Features:

- 300 series stainless steel hardware and shaft extension
- Neoprene gaskets
- Double sealed ball bearings
- Lip and V-Ring seal on DE
- White epoxy, corrosion resistant finish
- Easy removable drain plugs

Applications:

- Food processing
- Wet environment
- Pumps and wastewater

Hp	RPM	NEMA Frame	Catalog Number	List Price	Disc. Sym.	"C" Dim.	Aprx. Wt. (lb)	Full Load Efficiency	Voltage	Full Load Amps	Notes (a)
Footless											
3/4	3600	56J	**JWDM3463**	666	WDW	12.72	33	68	208-230/460	1.4	1, 30
1	3600	56J	**JEWDM3545**	1,052	WDW	12.72	38	78.5	208-230/460	1.6	1, 30
1 1/2	3600	56J	**JEWDM3550**	1,111	WDW	13.72	41	84	208-230/460	2	1, 30
2	3600	56J	**JEWDM3555**	1,234	WDW	13.72	41	85.5	230/460	2.5	1, 30
3	3600	56J	**JEWDM3559**	1,463	WDW	15.97	64	87.5	208-230/460	3.5	1, 30
Foot mounted											
3/4	3600	56J	**CJWDM3463**	671	WDW	12.72	33	68	208-230/460	1.4	1, 30
1	3600	56J	**CJEWDM3545**	1,057	WDW	12.72	38	78.5	208-230/460	1.6	1, 30
1 1/2	3600	56J	**CJEWDM3550**	1,117	WDW	13.72	41	84	208-230/460	2	1, 30
2	3600	56J	**CJEWDM3555**	1,239	WDW	13.72	41	85.5	230/460	2.5	1, 30
3	3600	56J	**CJEWDM3559**	1,468	WDW	15.98	64	87.5	208-230/460	3.5	1, 30

(a) See notes on inside back flap.

Close-coupled pump, three phase, totally enclosed, foot mounted

1 thru 20 Hp

IP55

Features:

- Oversized, double sealed ball bearings
- Locked DE bearing
- Neoprene gaskets
- Lip and V-Ring seal on DE
- NEMA Premium® efficiency
- White epoxy, corrosion resistant finish
- 300 series stainless steel hardware and shaft extension

Applications:

- Water pumps commercial and industrial
- Food processing
- Wet environment

Hp	RPM	NEMA Frame	Enclosure	Catalog Number	List Price	Disc. Sym.	"C" Dim.	Aprx. Wt. (lb)	Full Load Efficiency	Voltage	Full Load Amps	Notes (a)
1	3600	143JM	TENV	**JMEWDM3545T**	1,093	WDW	15.41	35	84	230/460	1.4	1
	1800	143JM	TENV	**JMEWDM3546T**	1,141	WDW	14.25	39	85.5	230/460	1.5	1, 30
1 1/2	3600	143JM	TENV	**JMEWDM3550T**	1,147	WDW	14.28	48	85.5	208-230/460	2	1, 30
	1800	145JM	TENV	**JMEWDM3554T**	1,192	WDW	15.16	50	86.5	230/460	2.1	30
2	3600	145JM	TEFC	**JMEWDM3555T**	1,252	WDW	15.43	47	85.5	208-230/460	2.5	1, 30
	1800	145JM	TEFC	**JMEWDM3558T**	1,305	WDW	16.34	48	86.5	230/460	2.9	1, 30
3	3600	145JM	TEFC	**JMEWDM3559T**	1,529	WDW	16.31	50	86.5	230/460	3.6	1, 30
	1800	182JM	TEFC	**JMEWDM3611T**	1,712	WDW	18.05	70	89.5	230/460	4.2	1, 30
5	3600	184JM	TEFC	**JMEWDM3613T**	2,018	WDW	18.05	81	88.5	230/460	5.6	1, 30
		184JM	TEFC	**JMEWDM3613T-5**	2,018	WDW	18.05	74	88.5	575	4.7	10
	1800	184JM	TEFC	**JMEWDM3615T**	1,928	WDW	19.55	93	89.5	230/460	6.7	1, 30
7 1/2	3600	184JM	TEFC	**JMEWDM3616T**	2,391	WDW	19.55	96	89.5	230/460	8.4	1, 30
	1800	213JM	TEFC	**JMEWDM3710T**	2,423	WDW	20.91	151	91.7	230/460	9.5	1, 30
10	3600	215JM	TEFC	**JMEWDM3711T**	3,087	WDW	20.91	130	90.2	208-230/460	10.8	1, 30
	1800	215JM	TEFC	**JMEWDM3714T**	2,576	WDW	22.41	165	91.7	230/460	12	1, 30
15	3600	215JM	TEFC	**JMEWDM3713T**	3,851	WDW	21.64	169	91	230/460	17	1, 30
	1800	254JM	TEFC	**JMEWDM23933T**	5,323	WDW	25.06	252	92.4	230/460	18	1, 30
20	3600	256JM	TEFC	**JMEWDM41906T**	6,180	WDW	25.06	255	91	230/460	23	2
	1800	256JM	TEFC	**JMEWDM23934T**	6,151	WDW	25.06	275	93	230/460	24	1, 30

(a) See notes on inside back flap.
Red catalog number indicates **NEW** product.

Inverter motor, three phase, TENV, C-Face, foot mounted

1 thru 10 Hp

IP55

Features:

- Inverter duty 1000:1 CT
- Encoder mounting provisions
- Class H insulation
- Thermostats
- 300 series stainless steel hardware
- Neoprene gaskets
- Double sealed ball bearings
- Lip and V-Ring seal on DE
- NEMA Premium® efficiency
- White epoxy, corrosion resistant finish
- Stainless steel shaft extension
- 3 year warranty

Applications:

- Food processing
- Wet environment
- Conveyors
- Packaging
- Pumps and wastewater

Hp	Base Speed RPM	Max. RPM	NEMA Frame	Catalog Number	List Price	Disc. Sym.	"C" Dim.	Aprx. Wt. (lb)	Full Load Efficiency	Voltage	Full Load Amps	Notes (a)
1	1800	6000	143TC	**IDWNM3546T**	1,551	WDW	14.90	41	85.5	230/460	1.5	
1 1/2	1800	4500	145TC	**IDWNM3554T**	1,708	WDW	15.78	52	86.5	230/460	2.1	
2	1800	6000	182TC	**IDWNM3609T**	2,014	WDW	17.77	77	88.5	230/460	2.9	
3	1800	6000	184TC	**IDWNM3611T**	2,050	WDW	19.27	90	89.5	230/460	4.1	
5	1800	4000	213TC	**IDWNM3707T**	2,320	WDW	19.84	122	89.5	230/460	6.7	
7 1/2	1800	5000	254TC	**IDWNM22937T**	4,132	WDW	23.92	283	91.7	230/460	8.9	
10	1800	5000	254TC	**IDWNM22938T**	4,208	WDW	23.92	287	91.7	230/460	12	

(a) See notes on inside back flap.
1000:1 Constant torque speed range

Vector motor, three phase, TENV, C-Face, foot mounted

1 thru 10 Hp

IP55

Features:

- Inverter duty 1000:1 CT
- HS25 Encoder mounted
- Class H insulation
- Thermostats
- 300 series stainless steel hardware
- Neoprene gaskets
- Double sealed ball bearings
- Lip and V-Ring seal on DE
- NEMA Premium® efficiency
- White epoxy, corrosion resistant finish
- Stainless steel shaft extension
- 3 year warranty

Applications:

- Material handling
- Food processing
- Wet environment
- Conveyors
- Packaging

Hp	Base Speed RPM	Max. RPM	NEMA Frame	Catalog Number	List Price	Disc. Sym.	"C" Dim.	Aprx. Wt. (lb)	Full Load Efficiency	Voltage	Full Load Amps	Notes (a)
1	1800	6000	143TC	**ZDWNM3546T**	3,107	WDW	14.90	44	85.5	230/460	1.5	
1 1/2	1800	4500	145TC	**ZDWNM3554T**	3,264	WDW	15.78	56	86.5	230/460	2.1	
2	1800	6000	182TC	**ZDWNM3609T**	3,576	WDW	17.77	71	88.5	230/460	2.9	
3	1800	6000	184TC	**ZDWNM3611T**	3,609	WDW	19.27	90	89.5	230/460	4.1	
5	1800	6000	213TC	**ZDWNM3707T**	3,878	WDW	19.84	126	89.5	230/460	6.7	
7 1/2	1800	5000	254TC	**ZDWNM22937T**	5,667	WDW	23.92	250	91.7	230/460	8.9	
10	1800	5000	254TC	**ZDWNM22938T**	5,767	WDW	23.92	286	91.7	230/460	12	

(a) See notes on inside back flap.
1000:1 Constant torque speed range

NEW!

Three phase, totally enclosed, foot mounted, washdown features

5 thru 75 Hp

IP55

Features:

- 300 series stainless steel hardware
- Neoprene gaskets
- Double sealed ball bearings
- Lip and V-Ring seal on DE
- White epoxy, corrosion resistant finish
- Stainless steel shaft extension
- Rugged cast iron construction
- 3 year warranty

Applications:

- Food processing
- Wet environment
- Conveyors
- Packaging
- Pumps and wastewater

Hp	RPM	NEMA Frame	Enclosure	Catalog Number	List Price	Disc. Sym.	"C" Dim.	Aprx. Wt. (lb)	Full Load Efficiency	Voltage	Full Load Amps	Notes (a)
5	900	254T	TEFC	**EWDM2280T**	5,086	WDW	23.07	320	86.5	230/460	12.1	1, 30
7 1/2	900	256T	TEFC	**EWDM2401T**	5,514	WDW	23.07	320	86.5	230/460	12.1	1
10	900	284T	TEFC	**EWDM2402T**	6,141	WDW	27.56	391	89.5	230/460	14.6	1, 30
15	1200	284T	TEFC	**EWDM4100T**	4,470	WDW	27.56	391	91.7	230/460	21	1
	900	286T	TEFC	**EWDM2395T**	8,197	WDW	27.56	469	89.5	230/460	23	1
20	1200	286T	TEFC	**EWDM4102T**	6,073	WDW	27.56	429	91.7	230/460	26	1
	900	324T	TEFC	**EWDM4112T**	9,345	WDW	30.28	578	90.2	230/460	30	1
25	3600	284TS	TEFC	**EWDM4107T**	4,301	WDW	24.47	265	91.7	230/460	29	1
	1800	284T	TEFC	**EWDM4103T**	4,122	WDW	27.56	437	93.6	230/460	31	1
	1200	324T	TEFC	**EWDM4111T**	6,346	WDW	30.28	605	93	230/460	32	1
	900	326T	TEFC	**EWDM4116T**	11,670	WDW	30.28	578	90.2	230/460	37	1, 30
30	3600	286TS	TEFC	**EWDM4108T**	5,243	WDW	24.47	299	91.7	230/460	34	1
	1800	286T	TEFC	**EWDM4104T**	4,803	WDW	27.56	437	93.6	230/460	38	1
	1200	326T	TEFC	**EWDM4117T**	8,181	WDW	30.28	649	93	230/460	39	1
	900	364T	TEFC	**EWDM4338T**	12,340	WDW	33.48	806	91.7	230/460	40	
40	3600	324TS	TEFC	**EWDM4109T**	7,202	WDW	28.89	470	92.4	230/460	45	1
	1800	324T	TEFC	**EWDM4110T**	6,283	WDW	30.28	601	94.1	230/460	48	1
	1200	364T	TEFC	**EWDM4308T**	10,681	WDW	33.48	910	94.1	230/460	49.8	
	900	365T	TEFC	**EWDM4348T**	14,189	WDW	33.48	910	91.7	230/460	52.9	
50	3600	326TS	TEFC	**EWDM4114T**	7,547	WDW	28.77	575	93	230/460	56	1
	1800	326T	TEFC	**EWDM4115T**	7,375	WDW	30.28	700	87	230/460	57	1
	1200	365T	TEFC	**EWDM4312T**	11,377	WDW	33.48	910	94.1	230/460	61.7	
	900	405T	TEFC	**EWDM4458T**	19,150	WDW	38.19	1216	92.4	230/460	64.3	
60	3600	364TS	TEFC	**EWDM4310T**	11,474	WDW	31.35	999	93.6	230/460	66.1	
	1800	364T	TEFC	**EWDM4314T**	10,826	WDW	33.48	961	95	230/460	70	
	1200	404T	TEFC	**EWDM4403T**	15,541	WDW	38.19	1322	94.5	230/460	69.3	
	900	405T	TEFC	**EWDM4468T**	20,505	WDW	38.19	1216	92.4	230/460	78.4	
75	3600	365TS	TEFC	**EWDM4313T**	12,361	WDW	31.35	1005	94.5	230/460	80.7	
	1800	365T	TEFC	**EWDM4316T**	11,770	WDW	33.48	965	95.4	230/460	86	
	1200	405T	TEFC	**EWDM4404T**	18,913	WDW	38.19	1322	94.5	230/460	87	
	900	444T	TEFC	**EWDM4419T**	25,317	WDW	44.97	1815	93.6	230/460	89.3	

(a) See notes on inside back flap.
Cast iron frame
Red catalog number indicates **NEW** product.

NEW!

Three phase, totally enclosed, C-Face, foot mounted, washdown features

5 thru 75 Hp

IP55

Features:

- 300 series stainless steel hardware
- Neoprene gaskets
- Double sealed ball bearings
- Lip and V-Ring seal on DE
- White epoxy, corrosion resistant finish
- Stainless steel shaft extension
- Rugged cast iron construction
- 3 year warranty

Applications:

- Food processing
- Wet environment
- Conveyors
- Packaging
- Pumps and wastewater

Hp	RPM	NEMA Frame	Enclosure	Catalog Number	List Price	Disc. Sym.	"C" Dim.	Aprx. Wt. (lb)	Full Load Efficiency	Voltage	Full Load Amps	Notes (a)
5	900	254TC	TEFC	**CEWDM2280T**	5,669	WDW	23.57	256	86.5	230/460	7.9	1, 30
7 1/2	900	256TC	TEFC	**CEWDM2401T**	6,097	WDW	23.57	320	86.5	230/460	12.1	1
10	900	284TC	TEFC	**CEWDM2402T**	6,915	WDW	27.56	391	89.5	230/460	14.6	1, 30
15	1200	284TC	TEFC	**CEWDM4100T**	5,244	WDW	27.56	447	91.7	230/460	19.4	1
	900	286TC	TEFC	**CEWDM2395T**	8,971	WDW	27.56	455	89.5	230/460	23	1
20	1200	286TC	TEFC	**CEWDM4102T**	6,847	WDW	27.56	429	91.7	230/460	26	1
	900	324TC	TEFC	**CEWDM4112T**	10,238	WDW	30.28	606	90.2	230/460	30	1
25	3600	284TSC	TEFC	**CEWDM4107T**	5,075	WDW	24.57	307	91.7	230/460	29	1
	1800	284TC	TEFC	**CEWDM4103T**	4,896	WDW	27.56	437	93.6	230/460	31	1
	1200	324TC	TEFC	**CEWDM4111T**	7,239	WDW	30.28	605	93	230/460	32	1
	900	326TC	TEFC	**CEWDM4116T**	12,563	WDW	30.28	606	90.2	230/460	37	1, 30
30	3600	286TSC	TEFC	**CEWDM4108T**	6,017	WDW	24.57	299	91.7	230/460	34	1
	1800	286TC	TEFC	**CEWDM4104T**	5,577	WDW	27.56	437	93.6	230/460	38	1
	1200	326TC	TEFC	**CEWDM4117T**	9,074	WDW	30.28	640	93	230/460	39	1
	900	364TC	TEFC	**CEWDM4338T**	13,311	WDW	33.48	813	91.7	230/460	40	
40	3600	324TSC	TEFC	**CEWDM4109T**	8,095	WDW	28.89	470	92.4	230/460	45	1
	1800	324TC	TEFC	**CEWDM4110T**	7,176	WDW	30.28	578	94.1	230/460	48	1
	1200	364TC	TEFC	**CEWDM4308T**	11,652	WDW	33.48	908	94.1	230/460	49.8	
	900	365TC	TEFC	**CEWDM4348T**	15,160	WDW	33.48	875	91.7	230/460	53	
50	3600	326TSC	TEFC	**CEWDM4114T**	8,440	WDW	28.77	575	93	230/460	56	1
	1800	326TC	TEFC	**CEWDM4115T**	8,268	WDW	30.28	700	94.5	230/460	58	1, 30
	1200	365TC	TEFC	**CEWDM4312T**	12,348	WDW	33.48	908	94.1	230/460	61.7	
	900	405TC	TEFC	**CEWDM4458T**	20,364	WDW	38.20	1216	92.4	230/460	64.3	
60	3600	364TSC	TEFC	**CEWDM4310T**	12,445	WDW	31.35	999	93.6	230/460	66.1	
	1800	364TC	TEFC	**CEWDM4314T**	11,797	WDW	33.48	961	95	230/460	70	
	1200	404TC	TEFC	**CEWDM4403T**	16,755	WDW	38.20	1322	94.5	230/460	69.3	
	900	405TC	TEFC	**CEWDM4468T**	21,719	WDW	38.20	1216	92.4	230/460	78.4	
75	3600	365TSC	TEFC	**CEWDM4313T**	13,332	WDW	31.35	1005	94.5	230/460	80.7	
	1800	365TC	TEFC	**CEWDM4316T**	12,741	WDW	33.48	965	95.4	230/460	86	
	1200	405TC	TEFC	**CEWDM4404T**	20,127	WDW	38.20	1322	94.5	230/460	87	
	900	444TC	TEFC	**CEWDM4419T**	26,919	WDW	44.96	1815	93.6	230/460	89.3	

(a) See notes on inside back flap.
Cast iron frame
Red catalog number indicates **NEW** product.

NEW!

Close-coupled pump, three phase, totally enclosed, foot mounted, washdown features

25 thru 75 Hp

IP55

Features:

- Oversized, double sealed ball bearings
- Locked DE bearing
- Neoprene gaskets
- Lip and V-Ring seal on DE
- NEMA Premium® efficiency
- White epoxy, corrosion resistant finish
- 300 series stainless steel hardware and shaft extension
- Rugged cast iron construction

Applications:

- Water pumps commercial and industrial
- Food processing
- Wet environment

Hp	RPM	NEMA Frame	Enclosure	Catalog Number	List Price	Disc. Sym.	"C" Dim.	Aprx. Wt. (lb)	Full Load Efficiency	Voltage	Full Load Amps	Notes (a)
25	3600	284JM	TEFC	**JMEWDM4107T**	5,157	WDW	28.44	446	91.7	230/460	30	1
	1800	284JM	TEFC	**JMEWDM4103T**	4,978	WDW	28.44	437	93.6	230/460	30	1
30	3600	286JM	TEFC	**JMEWDM4108T**	6,099	WDW	28.44	459	91.7	230/460	34	1, 30
	1800	286JM	TEFC	**JMEWDM4104T**	5,659	WDW	28.44	460	93.6	230/460	36	1
40	3600	324JM	TEFC	**JMEWDM4109T**	8,254	WDW	30.53	587	92.4	230/460	47	1
	1800	324JM	TEFC	**JMEWDM4110T**	7,335	WDW	30.53	600	94.1	230/460	46	1, 30
50	3600	326JM	TEFC	**JMEWDM4114T**	8,599	WDW	30.53	635	93	230/460	55	1
	1800	326JM	TEFC	**JMEWDM4115T**	8,427	WDW	30.53	700	94.5	230/460	57	1
60	3600	364TCZ	TEFC	**JMEWDM4310T**	12,851	WDW	33.11	999	93.6	230/460	66.1	
	1800	364TCZ	TEFC	**JMEWDM4314T**	12,203	WDW	33.11	961	95	230/460	70	
75	3600	365TCZ	TEFC	**JMEWDM4313T**	13,738	WDW	33.11	1005	94.5	230/460	80.7	
	1800	365TCZ	TEFC	**JMEWDM4316T**	13,147	WDW	33.11	965	95.4	230/460	86	

(a) See notes on inside back flap.
Cast iron frame
Red catalog number indicates **NEW** product.

Washdown lead connection kits

Heat shrink connector kit
WD5603A01SP*

Wirenut Kit
WD5600A01SP

Features:

- Heat shrink sealed closed-end connector kit (WD5603A01SP)
- Heat shrink connector kit bulk quantity (WD5603A05SP)
- Wirenut kit (WD5600A01SP)
- Provides extra protections against moisture ingress

Applications:

- Food processing
- Wet environment
- Conveyors
- Packaging
- Pumps and wastewater

Catalog Number	Description	List Price	Disc. Sym.	Wire Range	Apprx. Wt. (lb)
WD5603A01SP	Includes 6 connectors	15	SVC	#18 - #10 AWG	1
WD5603A05SP	Includes 50 connectors	60	SVC	#18 - #10 AWG	3
WD5600A01SP	Includes 6 wirenuts	35	SVC	#22 - #8 AWG	1

*WD5603A01SP is provided as standard for Food Safe stainless encapsulated motors

Explosion proof motors

Baldor-Reliance® explosion proof motors are certified for use in hazardous locations or potentially hazardous environments where concentrations of combustible gases, vapors and or dust may be present. These motors meet UL and CSA standards for use in Division based hazardous locations per NFPA70 National Electric Code and C22.1, the Canadian Electric Code.

Key features:

- Uncompromised safety
- UL Certification markings
- Premium efficient electrical designs

1/4 - 250 Horsepower

Product line				Explosion Proof	Severe Duty XP	Drill Rig Motors
Division 1 Certifications						
Class & Group	Class I, Group C & D	&	Class II, Group F & G	S	–	–
	Class I, Group D	&	Class II, Group F & G	S	–	–
	Class I, Group C & D	&	Class II, Group E, F & G	–	S	–
	Class I, Group C & D			–	–	S
Electrical features						
Efficiency	Baldor-Reliance® motors meet or exceed all efficiency requirements for US, Canada and Mexico regulations			S	S	S
Service factor	1.15 service factor continuous (1 Hp and larger)			S	S	S
Ambient	40°C ambient			S	–	–
	40°C ambient, suitable for 55°C ambient at 1.0 service factor			–	S	S
Inverter	Motor nameplate includes variable torque and constant torque speed ranges (1 Hp and larger)			S	S	S
Mechanical features						
Frame	Steel band frame – cast iron endplates			S	–	S
	Cast iron frame – cast iron endplates			S	S	S
Fan cover	Steel fan cover			S	–	S
	Cast iron fan cover			S	S	S
UL drains	UL listed breather drain			–	S	S

S = Standard

NEW!

Explosion proof, single phase

1/4 thru 5 Hp

Features:

- Robust steel and cast iron frame designs
- IP54 ingress protection
- 1.15 service factor on 143T frame and larger
- Auto thermal overload (<1 Hp), normally closed thermostats (>1 Hp)
- Threaded lead inlet
- Low noise vibration dampening bases

Applications:

- Customer specified Division 1 hazardous areas
- Pumps, fans and conveyors
- Fixed speed operation

Hp	RPM	NEMA Frame	Catalog Number	XP Cls/ Grp	Temp Code	List Price	Disc. Sym.	"C" Dim.	Aprx. Wt. (lb)	Full Load Efficiency	Voltage	Full Load Amps	Notes (a)
Foot mounted													
1/4	1800	48	XL040242A	②	T3C	553	XP1	12.85	26	55	115/208-230	2.5	2
		56	XL050242A	②	T3C	528	XP1	13.22	29	62	115/208-230	2.1	2
		56	XL050245A	⑤	T3C	657	XP1	13.22	35	62	115/208-230	2.1	2
1/3	3600	48	XL040322A	②	T3C	490	XP1	12.85	32	55	115/230	3	2
	1800	48	XL040342A	②	T3C	713	XP1	12.85	29	60	115/208-230	3	2
		56	XL050342A	②	T3C	679	XP1	13.22	29	60	115/208-230	3	2
	1200	56	XL050362A	②	T4	961	XP1	14.30	41	54	115/230	3.4	2
1/2	3600	56	XL050522A	②	T3C	644	XP1	13.22	29	57	115/230	3.7	2
	1800	48	XL040542A	②	T3C	784	XP1	13.85	35	64	115/208-230	3.7	2
		56	XL050542A	②	T3C	748	XP1	14.22	35	64	115/208-230	3.7	2
		56	XL050545A	⑤	T3C	877	XP1	14.22	40	64	115/208-230	3.7	2
	1200	56	XL050562A	②	T4	1,107	XP1	15.17	50	59	115/230	4	2
3/4	3600	56	XL050722A	②	T4	726	XP1	14.30	40	62	115/230	4.9	2
	1800	56	XL050742A	②	T4	879	XP1	15.17	47	66	115/230	5.3	2
		56	XL050745A	⑤	T4	1,008	XP1	15.17	53	66	115/230	5.3	2
	1200	56	XL050762	②	T2C	1,280	XP1	17.42	57	68	115/208-230	5.4	2
1	3600	56	XL05122A	②	T4	784	XP1	15.17	48	66	115/230	6	2
	1800	56	XL05142A	②	T2C	1,001	XP1	15.17	48	67	115/230	6.5	2
		143T	XL14142T	②	T2C	980	XP1	15.23	46	72	115/208-230	5.9	
	1200	184	XL18162	②	T3C	2,193	XP1	16.92	83	67	115/208-230	7	
1 1/2	3600	143T	XL141522T	②	T3C	1,136	XP1	15.23	54	70	115/208-230	7.5	
	1800	184	XL181542	②	T3C	2,036	XP1	16.92	77	70	115/230	9.5	
2	3600	145T	XL14222T	②	T3C	1,404	XP1	16.11	57	74	115/208-230	11.5	
	1800	182T	XL18242T	②	T2C	2,063	XP1	17.42	84	75	115/230	11	
3	3600	184T	XL18322T	②	T2C	2,144	XP1	17.42	84	76	115/230	14.5	
	1800	215	XL21342	②	T3C	3,257	XP1	19.49	152	79	115/230	15	
5	1800	215	XL21542	②	T2C	4,143	XP1	19.90	166	84	230	21	
C-Face, foot mounted													
1/3	1800	56C	CXL050342A	②	T3C	827	XP1	13.22	30	60	115/208-230	3	2
1/2	3600	56C	CXL050522A	②	T3C	726	XP1	13.22	35	57	115/230	3.7	2
	1800	56C	CXL050542A	②	T3C	828	XP1	14.22	36	64	115/208-230	3.7	2
3/4	1800	56C	CXL050742A	②	T4	924	XP1	15.17	49	66	115/230	5.3	2
1	3600	56C	CXL05122A	②	T4	824	XP1	15.17	50	66	115/230	6	2
	1800	56C	CXL05142A	②	T2C	1,049	XP1	15.17	49	67	115/230	6.5	2
1 1/2	3600	143TC	CXL141522T	②	T3C	1,291	XP1	15.23	53	70	115/208-230	7.5	
	1800	184C	CXL181542	②	T3C	2,095	XP1	16.93	83	70	115/230	9.5	
2	3600	143TC	CXL14222T	②	T3C	1,476	XP1	16.10	60	74	115/208-230	11.5	
	1800	182TC	CXL18242T	②	T2C	2,162	XP1	18.86	99	75	115/230	11	

(a) See notes on inside back flap. Cast iron frame **Red** catalog number indicates **NEW** product.

② = Class I, Group D, Class II, Group F & G

⑤ = Class I, Group C & D, Class II, Group F & G

Caution: Explosion-proof motors have a tight fit between mating parts to ensure the integrity of the explosion-proof enclosure. This can lead to an accumulation of moisture inside the motors due to condensation. If internal condensation buildup is a concern for your XP motor application, select a motor that includes UL listed breather drain. These explosion-proof motors are not suitable for use with adjustable speed drives. Inverter Duty® explosion-proof motors must be used.

NEW!

NEW!

Explosion proof, single phase

Hp	RPM	NEMA Frame	Catalog Number	XP Cls/ Grp	Temp Code	List Price	Disc. Sym.	"C" Dim.	Aprx. Wt. (lb)	Full Load Efficiency	Voltage	Full Load Amps	Notes (a)
C-Face, foot mounted (continued)													
3	3600	184TC	**CXL18322T**	②	T2C	2,187	XP1	18.86	100	76	115/230	14.5	
	1800	215C	**CXL21342**	②	T2C	3,355	XP1	19.56	154	79	115/230	15	
5	1800	215C	**CXL21542**	②	T2C	4,271	XP1	20.69	170	84	230	21	
C-Face, footless													
1/4	1800	56C	**VXL050242A**	②	T3C	732	XP1	13.22	29	62	115/208-230	2.1	2
1/3	3600	56C	**VXL050322A**	②	T3C	557	XP1	13.22	34	57	115/230	3.5	2
	1800	56C	**VXL050342A**	②	T3C	748	XP1	13.22	34	60	115/208-230	3	2
	1200	56C	**VXL050362A**	②	T4	1,002	XP1	14.30	42	54	115/230	3.4	2
1/2	3600	56C	**VXL050522A**	②	T3C	721	XP1	13.22	28	57	115/230	3.7	2
	1800	56C	**VXL050542A**	②	T3C	826	XP1	14.22	37	64	115/208-230	3.7	2
	1200	56C	**VXL050562A**	②	T4	1,149	XP1	15.17	51	59	115/230	4	2
3/4	3600	56C	**VXL050722A**	②	T4	771	XP1	14.30	40	62	115/230	4.9	2
	1800	56C	**VXL050742A**	②	T4	920	XP1	15.17	48	66	115/230	5.3	2
1	3600	56C	**VXL05122A**	②	T4	826	XP1	15.17	48	66	115/230	6	2
	1800	56C	**VXL05142A**	②	T2C	1,045	XP1	15.17	52	67	115/230	6.5	2
1 1/2	3600	56C	**VXL051522**	②	T3C	1,189	XP1	15.17	51	70	115/208-230	7.5	2
	1800	56C	**VXL051542A**	②	T2C	1,379	XP1	17.42	76	75	115/230	8	2
2	1800	184C	**VXL18242**	②	T2C	2,194	XP1	18.43	90	75	115/208-230	11	

(a) See notes on inside back flap.
② = Class I, Group D, Class II, Group F & G
⑤ = Class I, Group C & D, Class II, Group F & G
Cast iron frame
Red catalog number indicates **NEW** product.
Caution: Explosion-proof motors have a tight fit between mating parts to ensure the integrity of the explosion-proof enclosure. This can lead to an accumulation of moisture inside the motors due to condensation. If internal condensation buildup is a concern for your XP motor application, select a motor that includes UL listed breather drain. These explosion-proof motors are not suitable for use with adjustable speed drives. Inverter Duty® explosion-proof motors must be used.

NEW!

NEW!

Explosion proof, foot mounted, three phase, 230/460 and 575 volts

1/4 thru 60 Hp

Features:

- Robust steel and cast iron frame designs
- IP54 ingress protection
- 1.15 service factor on 1 Hp and larger
- Inverter Duty® on 1 Hp and larger
- Auto thermal overload (<1 Hp), normally closed thermostats (>1 Hp)
- Threaded lead inlet
- Low noise vibration dampening bases

Applications:

- Customer specified Division 1 hazardous areas
- Pumps, fans and conveyors
- Fixed and variable speed operation

Hp	RPM	NEMA Frame	Catalog Number	XP Cls/ Grp	Temp Code	List Price	Disc. Sym.	"C" Dim.	Aprx. Wt. (lb)	Full Load Efficiency	Voltage	Full Load Amps	Notes (a)
230/460V													
1/4	1800	48	**XM040242A**	②	T3C	575	XPM	12.85	25	63	208-230/460	0.7	2, 38
1/3	1800	56	**XM050342A**	②	T3C	691	XPM	13.22	27	67	208-230/460	0.8	2, 38
	1200	56	**XM050362A**	②	T4	992	XPM	14.30	34	70	208-230/460	0.8	2, 38
1/2	3600	56	**XM050522A**	②	T3C	792	XPM	13.22	27	68	208-230/460	1.1	2, 38
	1800	48	**XM040542A**	②	T3C	719	XPM	12.85	30	74	208-230/460	1	2, 38
		56	**XM050542A**	②	T3C	719	XPM	13.22	29	74	208-230/460	1	2, 38
	1200	56	**XM050562A**	②	T4	1,047	XPM	14.30	39	70	208-230/460	1.2	2, 38
3/4	3600	56	**XM050722A**	②	T3C	825	XPM	13.22	29	75	208-230/460	1.3	2, 38
	1800	56	**XM050742A**	②	T3C	828	XPM	14.22	33	73	208-230/460	1.5	2, 38
	1200	56	**XM050762A**	②	T4	1,112	XPM	15.17	43	77	208-230/460	1.4	2, 38
		143T	**XM140762TA**	②	T4	1,112	XPM	15.23	47	77	208-230/460	1.4	2, 38
1	3600	56	**XM05122**	②	T3C	1,337	XPM	14.22	32	77	230/460	1.4	
	1800	56	**XM05142**	②	T3C	1,439	XPM	14.30	50	85.5	230/460	1.5	
		143T	**XM14142T**	②	T3C	1,439	XPM	14.34	50	85.5	230/460	1.5	
		182	**XM18142**	②	T3C	1,519	XPM	15.23	51	85.5	230/460	1.5	
	1200	56	**XM05162**	②	T3C	1,804	XPM	15.17	49	82.5	230/460	1.8	
		145T	**XM14162T**	②	T3C	1,804	XPM	15.21	46	82.5	230/460	1.8	
1 1/2	3600	143T	**XM141522T**	②	T3C	1,414	XPM	14.34	47	84	230/460	1.9	
	1800	56	**XM051542**	②	T3C	1,461	XPM	15.17	46	86.5	230/460	2.2	
		145T	**XM141542T**	②	T3C	1,461	XPM	15.21	46	86.5	230/460	2.2	
	1200	182T	**XM181562T**	②	T3C	2,167	XPM	18.93	102	87.5	230/460	2.4	
2	3600	143T	**XM14222T**	②	T3C	1,652	XPM	15.21	46	85.5	230/460	2.5	
	1800	56	**XM05242**	②	T3C	1,499	XPM	16.04	53	86.5	230/460	2.7	
		145T	**XM14242T**	②	T3C	1,499	XPM	16.09	59	86.5	230/460	2.7	
	1200	184T	**XM18262T**	②	T3C	2,350	XPM	19.74	100	88.5	230/460	3.5	
3	3600	143T	**XM14322T**	②	T3C	1,995	XPM	16.09	59	86.5	230/460	3.6	
		182T	**XM18322T**	②	T3C	1,995	XPM	17.42	80	86.5	230/460	3.7	
	1800	182T	**XM18342T**	②	T3C	1,597	XPM	18.93	102	89.5	230/460	4.2	
	1200	213T	**XM21362T**	②	T3C	2,656	XPM	19.32	139	89.5	230/460	4.6	
5	3600	184T	**XM18522T**	②	T3C	2,339	XPM	18.93	91	89.5	230/460	5.6	
	1800	184T	**XM18542T**	②	T3C	1,896	XPM	19.74	118	89.5	230/460	6.7	
	1200	215T	**XM21562T**	②	T3C	2,948	XPM	20.82	184	89.5	230/460	7.2	
7 1/2	3600	184T	**XM18722T**	②	T3C	2,698	XPM	19.74	101	89.5	230/460	8.4	
		213T	**XM21722T**	②	T3C	2,698	XPM	18.19	125	89.5	230/460	8.7	
	1800	213T	**XM21742T**	②	T3C	2,404	XPM	19.32	161	91.7	230/460	9.4	
	1200	254T	**XM25762T**	②	T3C	3,396	XPM	25.50	374	91	230/460	11	
10	3600	215T	**XM21122T**	②	T3C	2,831	XPM	18.19	122	90.2	230/460	11.6	
	1800	215T	**XM21142T**	②	T3C	3,308	XPM	20.82	189	91.7	230/460	12	
	1200	256T	**XM25162T**	②	T3C	4,083	XPM	25.50	400	91	230/460	15	

(a) See notes on inside back flap. Cast iron frame **Red** catalog number indicates **NEW** product.

② = Class I, Group D, Class II, Group F & G

Caution: Explosion-proof motors have a tight fit between mating parts to ensure the integrity of the explosion-proof enclosure. This can lead to an accumulation of moisture inside the motors due to condensation. If internal condensation buildup is a concern for your XP motor application, select a motor that includes UL listed breather drain.

NEW!

NEW!

Explosion proof, foot mounted, three phase, 230/460 and 575 volts

Hp	RPM	NEMA Frame	Catalog Number	XP Cls/ Grp	Temp Code	List Price	Disc. Sym.	"C" Dim.	Aprx. Wt. (lb)	Full Load Efficiency	Voltage	Full Load Amps	Notes (a)
230/460V (continued)													
15	3600	254T	**XM251522T**	②	T3C	3,201	XPM	25.50	349	91	230/460	17	
	1800	254T	**XM251542T**	②	T3C	3,751	XPM	25.50	373	92.4	230/460	18	
	1200	284T	**XM281562T**	②	T3C	6,581	XPM	28.61	478	91.7	230/460	21	
20	3600	256T	**XM25222T**	②	T3C	4,105	XPM	25.50	390	91	230/460	22	
	1800	256T	**XM25242T**	②	T3C	4,860	XPM	25.50	335	93	230/460	24	
	1200	286T	**XM28262T**	②	T3C	6,757	XPM	28.61	539	91.7	230/460	27	
25	3600	284TS	**XM282522T**	②	T3C	5,463	XPM	27.24	507	91.7	230/460	28.5	
	1800	284T	**XM282542T**	②	T3C	5,896	XPM	28.61	537	93.6	230/460	31	
	1200	324T	**XM322562T**	②	T3C	8,449	XPM	32.00	737	93	230/460	32	
30	3600	286TS	**XM28322T**	②	T3C	6,421	XPM	27.24	528	91.7	230/460	33	
	1800	286T	**XM28342T**	②	T3C	7,188	XPM	28.61	554	93.6	230/460	36	
	1200	326T	**XM32362T**	②	T3C	9,321	XPM	32.00	766	93	230/460	39	
40	3600	324TS	**XM32422T**	②	T3C	8,565	XPM	30.50	630	92.4	230/460	46	
	1800	324T	**XM32442T**	②	T3C	9,633	XPM	32.00	713	94.1	230/460	48	
	1200	364T	**XM36462T**	②	T3C	10,803	XPM	33.44	915	94.1	230/460	47.2	
50	3600	326TS	**XM32522T**	②	T3C	10,967	XPM	30.50	745	93	230/460	56	
	1800	326T	**XM32542T**	②	T3C	11,182	XPM	32.00	764	94.5	230/460	58	
	1200	365T	**XM36562T**	②	T4	12,193	XPM	33.44	918	94.1	230/460	60.1	
60	1800	364T	**XM36642T**	②	T4	12,508	XPM	33.44	972	95	230/460	68	
575V													
1/2	1800	56	**XM050542-5**	②	T3C	719	XPM	14.30	34	78.5	575	0.7	2, 38
3/4	1800	56	**XM050742-5**	②	T3C	828	XPM	14.30	37	76	575	1.2	2, 38
1	3600	56	**XM05122-5**	②	T3C	1,337	XPM	14.22	33	77	575	1.2	
	1800	56	**XM05142-5**	②	T3C	1,439	XPM	14.30	50	85.5	575	1.2	
		143T	**XM14142T-5**	②	T3C	1,439	XPM	14.34	50	85.5	575	1.2	
1 1/2	3600	143T	**XM141522T-5**	②	T3C	1,414	XPM	14.36	45	84	575	1.5	
	1800	145T	**XM141542T-5**	②	T3C	1,461	XPM	15.21	46	86.5	575	1.8	
2	3600	145T	**XM14222T-5**	②	T3C	1,652	XPM	15.21	55	85.5	575	2	
	1800	145T	**XM14242T-5**	②	T3C	1,499	XPM	15.21	48	86.5	575	2.3	
3	1800	182T	**XM18342T-5**	②	T3C	1,597	XPM	18.93	102	89.5	575	3.3	
5	3600	184T	**XM18522T-5**	②	T3C	2,339	XPM	18.12	85	88.5	575	4.7	
	1800	184T	**XM18542T-5**	②	T3C	1,896	XPM	19.74	97	89.5	575	5.3	
7 1/2	1800	213T	**XM21742T-5**	②	T3C	2,404	XPM	19.32	161	91.7	575	7.6	

(a) See notes on inside back flap.
② = Class I, Group D, Class II, Group F & G
Cast iron frame
Red catalog number indicates **NEW** product.
Caution: Explosion-proof motors have a tight fit between mating parts to ensure the integrity of the explosion-proof enclosure. This can lead to an accumulation of moisture inside the motors due to condensation. If internal condensation buildup is a concern for your XP motor application, select a motor that includes UL listed breather drain.

NEW!

NEW!

Explosion proof, C-Face, three phase, 230/460 and 575 volts

1/4 thru 40 Hp

Features:

- Robust steel and cast iron frame designs
- IP54 ingress protection
- 1.15 service factor on 1 Hp and larger
- Inverter Duty® on 1 Hp and larger
- Auto thermal overload (<1 Hp), normally closed thermostats (>1 Hp)
- Threaded lead inlet

Applications:

- Customer specified Division 1 hazardous areas
- Pumps, blowers, valves, gearboxes
- Fixed and variable speed operation

Hp	RPM	NEMA Frame	Catalog Number	XP Cls/ Grp	Temp Code	List Price	Disc. Sym.	"C" Dim.	Aprx. Wt. (lb)	Full Load Efficiency	Voltage	Full Load Amps	Notes (a)
230/460V, C-Face, foot mounted													
1/3	1800	56C	CXM050342	②	T3C	747	XPM	14.3	43	80	230/460	0.55	2, 38
1/2	3600	56C	CXM050522A	②	T3C	848	XPM	13.22	27	68	208-230/460	1.1	2, 38
	1800	56C	CXM050542A	②	T3C	775	XPM	13.22	30	74	208-230/460	1	2, 38
		56C	CXM050542	②	T3C	775	XPM	14.3	39	82.5	230/460	0.8	2, 38
3/4	3600	56C	CXM050722A	②	T3C	881	XPM	13.22	29	75	208-230/460	1.3	2, 38
	1800	56C	CXM050742A	②	T3C	884	XPM	14.22	34	73	208-230/460	1.5	2, 38
		56C	CXM050742	②	T3C	884	XPM	14.3	43	84	230/460	1.1	2, 38
1	3600	56C	CXM05122	②	T3C	1,393	XPM	14.22	32	77	230/460	1.4	
	1800	56C	CXM05142	②	T3C	1,495	XPM	14.3	42	85.5	230/460	1.5	
		143TC	CXM14142T	②	T3C	1,503	XPM	14.36	45	85.5	230/460	1.5	
1 1/2	3600	143TC	CXM141522T	②	T3C	1,478	XPM	14.36	45	84	230/460	1.9	
	1800	56C	CXM051542	②	T3C	1,517	XPM	15.17	50	86.5	230/460	2.2	
		145TC	CXM141542T	②	T3C	1,525	XPM	15.23	52	86.5	230/460	2.2	
2	3600	143TC	CXM14222T	②	T3C	1,716	XPM	15.23	53	85.5	230/460	2.4	
	1800	56C	CXM05242	②	T3C	1,555	XPM	15.17	55	86.5	230/460	2.9	
		145TC	CXM14242T	②	T3C	1,563	XPM	16.1	56	86.5	230/460	2.9	
3	3600	143TC	CXM14322T	②	T3C	2,059	XPM	16.1	61	86.5	230/460	3.6	
	1800	182TC	CXM18342T	②	T3C	1,912	XPM	18.86	97	89.5	230/460	4.2	
5	3600	184TC	CXM18522T	②	T3C	2,654	XPM	18.86	101	88.5	230/460	5.9	
	1800	184TC	CXM18542T	②	T3C	2,211	XPM	19.55	119	89.5	230/460	6.7	
7 1/2	3600	184TC	CXM18722T	②	T2C	3,013	XPM	20.36	124	89.5	230/460	8.4	
		213TC	CXM21722T	②	T3C	3,039	XPM	20.33	166	89.5	230/460	9	
	1800	213TC	CXM21742T	②	T3C	2,745	XPM	21.08	161	91.7	230/460	9.5	
10	3600	215TC	CXM21122T	②	T3C	3,172	XPM	20.65	235	90.2	230/460	11.8	
	1800	215TC	CXM21142T	②	T3C	3,649	XPM	20.65	249	91.7	230/460	12.2	
15	3600	254TC	CXM251522T	②	T3C	3,839	XPM	26	357	91	230/460	17.5	
	1800	254TC	CXM251542T	②	T3C	4,389	XPM	26	376	92.4	230/460	18	
20	3600	256TC	CXM25222T	②	T3C	4,743	XPM	26	369	91	230/460	23	
	1800	256TC	CXM25242T	②	T3C	5,498	XPM	26	376	93	230/460	24	
25	1800	284TC	CXM282542T	②	T3C	6,719	XPM	28.61	647	93.6	230/460	31	
30	1800	286TC	CXM28342T	②	T3C	8,011	XPM	28.61	552	93.6	230/460	36	
40	1800	324TC	CXM32442T	②	T3C	10,606	XPM	32	699	94.1	230/460	48	
230/460V, C-Face, footless													
1/4	1800	56C	VXM050242A	②	T3C	631	XPM	13.22	25	63	208-230/460	0.7	2, 38
1/3	1800	56C	VXM050342A	②	T3C	747	XPM	13.22	27	67	208-230/460	0.8	2, 38
1/2	3600	56C	VXM050522A	②	T3C	848	XPM	13.22	26	68	208-230/460	1.1	2, 38
	1800	56C	VXM050542A	②	T3C	775	XPM	13.22	29	74	208-230/460	1	2, 38
	1200	56C	VXM050562A	②	T4	1,103	XPM	14.30	39	70	208-230/460	1.2	2, 38

(a) See notes on inside back flap. Cast iron frame **Red** catalog number indicates **NEW** product.

② = Class I, Group D, Class II, Group F & G

Caution: Explosion-proof motors have a tight fit between mating parts to ensure the integrity of the explosion-proof enclosure. This can lead to an accumulation of moisture inside the motors due to condensation. If internal condensation buildup is a concern for your XP motor application, select a motor that includes UL listed breather drain.

NEW!

NEW!

Explosion proof, C-Face, three phase, 230/460 and 575 volts

Hp	RPM	NEMA Frame	Catalog Number	XP Cls/ Grp	Temp Code	List Price	Disc. Sym.	"C" Dim.	Aprx. Wt. (lb)	Full Load Efficiency	Voltage	Full Load Amps	Notes (a)
230/460V, C-Face, footless (continued)													
3/4	3600	56C	**VXM050722A**	②	T3C	881	XPM	13.22	28	75	208-230/460	1.3	2, 38
	1800	56C	**VXM050742A**	②	T3C	884	XPM	14.22	33	73	208-230/460	1.5	2, 38
	1200	56C	**VXM050762A**	②	T4	1,168	XPM	15.17	47	77	208-230/460	1.4	2, 38
1	3600	56C	**VXM05122**	②	T3C	1,393	XPM	14.22	32	77	230/460	1.4	
	1800	56C	**VXM05142**	②	T3C	1,495	XPM	14.30	51	85.5	230/460	1.5	
		143TC	**VXM14142T**	②	T3C	1,503	XPM	14.33	51	85.5	230/460	1.5	
	1200	56C	**VXM05162**	②	T3C	1,860	XPM	15.17	49	82.5	230/460	1.8	
1 1/2	3600	143TC	**VXM141522T**	②	T3C	1,478	XPM	14.33	47	84	230/460	1.9	
	1800	56C	**VXM051542**	②	T3C	1,517	XPM	15.17	50	86.5	230/460	2.2	
		145TC	**VXM141542T**	②	T3C	1,525	XPM	15.21	50	86.5	230/460	2.2	
	1200	145TC	**VXM141562T**	②	T2C	2,482	XPM	18.42	102	87.5	230/460	2.4	
2	3600	143TC	**VXM14222T**	②	T3C	1,716	XPM	15.21	55	85.5	230/460	2.5	
	1800	56C	**VXM05242**	②	T3C	1,555	XPM	15.17	59	86.5	230/460	2.9	
		145TC	**VXM14242T**	②	T3C	1,563	XPM	15.21	59	86.5	230/460	2.9	
3	3600	145TC	**VXM14322T**	②	T2C	2,059	XPM	16.10	59	86.5	230/460	3.6	
		182TC	**VXM18322T**	②	T3C	2,310	XPM	17.49	80	86.5	230/460	3.7	
	1800	182TC	**VXM18342T**	②	T3C	1,912	XPM	18.86	108	89.5	230/460	4.2	
5	3600	184TC	**VXM18522T**	②	T3C	2,654	XPM	18.06	93	88.5	230/460	5.9	
	1800	184TC	**VXM18542T**	②	T3C	2,211	XPM	19.56	118	89.5	230/460	6.7	
7 1/2	3600	184TC	**VXM18722T**	②	T2C	3,013	XPM	20.36	115	89.5	230/460	8.4	
		213TC	**VXM21722T**	②	T3C	3,039	XPM	19.19	149	89.5	230/460	9	
	1800	213TC	**VXM21742T**	②	T3C	2,745	XPM	20.32	161	91.7	230/460	9.5	
10	1800	215TC	**VXM21142T**	②	T3C	3,649	XPM	20.65	249	91.7	230/460	12.2	
575V, C-Face, footless													
1/2	1800	56C	**VXM050542-5**	②	T3C	775	XPM	14.30	37	78.5	575	0.7	2, 38
3/4	1800	56C	**VXM050742-5**	②	T3C	884	XPM	14.30	38	76	575	1.2	2, 38
1	1800	56C	**VXM05142-5**	②	T3C	1,495	XPM	14.30	42	85.5	575	1.2	
		143TC	**VXM14142T-5**	②	T3C	1,503	XPM	14.33	44	85.5	575	1.2	
1 1/2	1800	145TC	**VXM141542T-5**	②	T3C	1,525	XPM	15.21	50	86.5	575	1.8	
2	1800	145TC	**VXM14242T-5**	②	T3C	1,563	XPM	15.21	54	86.5	575	2.3	
3	1800	182TC	**VXM18342T-5**	②	T3C	1,912	XPM	18.86	95	89.5	575	3.3	
5	1800	184TC	**VXM18542T-5**	②	T3C	2,211	XPM	20.36	110	89.5	575	5.3	
7 1/2	1800	213TC	**VXM21742T-5**	②	T3C	2,745	XPM	20.32	161	91.7	575	7.6	

(a) See notes on inside back flap.
② = Class I, Group D, Class II, Group F & G
Red catalog number indicates **NEW** product.
Caution: Explosion-proof motors have a tight fit between mating parts to ensure the integrity of the explosion-proof enclosure. This can lead to an accumulation of moisture inside the motors due to condensation. If internal condensation buildup is a concern for your XP motor application, select a motor that includes UL listed breather drain.

NEW!

NEW!

Explosion proof, brake, three phase

1/2 thru 5 Hp

Features:

- Robust steel and cast iron frame designs
- Auto thermal overload (<1 Hp), normally closed thermostats (>1 Hp)
- 1.15 service factor
- Inverter duty
- C-Face, foot mounted as standard
- Spring set brake, power off operation manual brake release
- Brake resets automatically
- External, separately wired brake
- Normally closed thermostats
- Threaded lead inlet

Applications:

- Customer specified Division 1 hazardous areas
- Stopping and holding brake motor
- Fixed and variable speed operation

Hp	RPM	NEMA Frame	Catalog Number	XP Cls/ Grp	Temp Code	List Price	Disc. Sym.	"C" Dim.	Aprx. Wt. (lb)	Full Load Efficiency	Voltage	Full Load Amps	Brake Rating lb.-ft.	Notes (a)
1/2	1800	56C	**CBXMN050542**	②	T3C	3,306	XPB	19.44	95	80	208-230/460	0.8	3	60
3/4	1800	56C	**CBXMN050742**	②	T2C	3,682	XPB	19.13	93	78.5	208-230/460	1.4	6	60
1	1800	143TC	**CBXMN14142T**	②	T3C	4,881	XPB	20.37	99	87.5	230/460	1.5	6	60
2	1800	182TC	**CBXMN18242T**	②	T3C	5,908	XPB	23.24	145	86.5	230/460	3	10	60
3	1800	182TC	**CBXM18342T**	②	T3C	6,217	XPB	27.20	240	89.5	230/460	12	15	
5	1800	184TC	**CBXM18542T**	②	T3C	7,489	XPB	30.83	289	89.5	230/460	13	25	

(a) See notes on inside back flap. **Red** catalog number indicates **NEW** product.
② = Class I, Group D, Class II, Group F & G
Caution: Explosion-proof motors have a tight fit between mating parts to ensure the integrity of the explosion-proof enclosure. This can lead to an accumulation of moisture inside the motors due to condensation. If internal condensation buildup is a concern for your XP motor application, select a motor that includes UL listed breather drain. Please note that only the motor can be connected to adjustable speed drive. Brake is to be supplied with sinusoidal power only.

Explosion proof, close coupled pump, three phase

3 thru 10 Hp

Features:

- NEMA JM pump mounting
- IP54 ingress protection
- 1.15 service factor
- Inverter duty
- Steel band frame, cast iron endplates
- Oversized ball bearings, locked DE
- Normally closed thermostats
- Threaded lead inlet

Applications:

- Customer specified Division 1 hazardous areas
- Wastewater
- Industrial pumps
- Fixed and variable speed operation

Hp	RPM	NEMA Frame	Catalog Number	XP Cls/ Grp	Temp Code	List Price	Disc. Sym.	"C" Dim.	Aprx. Wt. (lb)	Full Load Efficiency	Voltage	Full Load Amps	Notes (a)
3	3600	143JM	**JMXM14322T**	②	T3C	2,260	XPP	18.67	72	86.5	230/460	3.6	
		182JM	**JMXM18322T**	②	T2C	2,443	XPP	18.98	90	86.5	230/460	3.7	
5	3600	184JM	**JMXM18522T**	②	T2C	2,787	XPP	20.36	112	88.5	230/460	5.9	
7 1/2	3600	184JM	**JMXM18722T**	②	T2C	3,146	XPP	21.86	120	89.5	230/460	8.4	
		213JM	**JMXM21722T**	②	T2C	3,283	XPP	20.05	170	89.5	230/460	9	
10	3600	215JM	**JMXM21122T**	②	T2C	3,416	XPP	20.05	175	90.2	230/460	11.8	

(a) See notes on inside back flap. **Red** catalog number indicates **NEW** product.
② = Class I, Group D, Class II, Group F & G
Caution: Explosion-proof motors have a tight fit between mating parts to ensure the integrity of the explosion-proof enclosure. This can lead to an accumulation of moisture inside the motors due to condensation. If internal condensation buildup is a concern for your XP motor application, select a motor that includes UL listed breather drain.

NEW!

NEW!

Explosion proof, jet pump, single and three phase

1/2 thru 2 Hp

Features:

- NEMA 56J jet pump mounting
- IP54 ingress protection
- 1.15 service factor (1 Hp and larger)
- Three phase Inverter duty
- Steel band frame, cast iron endplates
- Oversized ball bearings, locked DE
- Auto thermal overload (< 1 Hp), normally closed thermostats (>1 Hp)
- Threaded lead inlet

Applications:

- Customer specified Division 1 hazardous areas
- Wastewater
- Industrial pumps
- Fixed and variable speed operation

Hp	RPM	NEMA Frame	Catalog Number	XP Cls/ Grp	Temp Code	List Price	Disc. Sym.	"C" Dim.	Aprx. Wt. (lb)	Full Load Efficiency	Voltage	Full Load Amps	Notes (a)
Single Phase													
1/2	3600	56J	**JXL050522A**	②	T4	843	XPP	14.79	37	55	115/230	3.9	2, 38
3/4	3600	56J	**JXL050722A**	②	T4	925	XPP	15.68	37	62	115/230	4.9	2, 38
1	3600	56J	**JXL05122A**	②	T4	983	XPP	15.68	49	66	115/230	6	2, 38
1 1/2	3600	56J	**JXL051522**	②	T3C	1,335	XPP	15.68	52	70	115/208-230	7.5	38
2	3600	56J	**JXL05222**	②	T3C	1,603	XPP	16.56	60	74	115/208-230	11.5	38
Three Phase													
1	3600	56J	**JXM05122**	②	T3C	1,536	XPP	14.72	32	77	230/460	1.4	
1 1/2	3600	56J	**JXM051522**	②	T3C	1,613	XPP	14.79	47	84	230/460	1.9	
2	3600	56J	**JXM05222**	②	T3C	1,851	XPP	15.67	55	85.5	230/460	2.5	

(a) See notes on inside back flap.
Red catalog number indicates **NEW** product.
② = Class I, Group D, Class II, Group F & G
Caution: Explosion-proof motors have a tight fit between mating parts to ensure the integrity of the explosion-proof enclosure. This can lead to an accumulation of moisture inside the motors due to condensation. If internal condensation buildup is a concern for your XP motor application, select a motor that includes UL listed breather drain.

NEW!

NEW!

Explosion proof, 50 Hz, single and three phase

1/3 thru 1 Hp

Features:

- Steel band frame, cast iron endplates
- IP54 ingress protection
- 1.15 service factor on three phase
- Auto thermal overload (<1 Hp), normally closed thermostats (>1 Hp)
- Threaded lead inlet

Applications:

- Customer specified Division 1 hazardous areas
- Pumps, blowers, valves, gearboxes
- Fixed speed operation

Hp	RPM	NEMA Frame	Catalog Number	XP Cls/ Grp	Temp Code	List Price	Disc. Sym.	"C" Dim.	Aprx. Wt. (lb)	Full Load Efficiency	Voltage	Full Load Amps	Notes (a)
Single Phase													
1/3	1800	56C	**CXL050342A-50**	②	T3C	952	XP1	14.22	35	59.5	110/220	2.6	2, 38
1/2	1800	56C	**CXL050542A-50**	②	T3C	953	XP1	15.22	45	62	110/220	3.6	2, 38
3/4	1800	56C	**CXL050742A-50**	②	T4	1,063	XP1	15.17	52	70	110/220	4.8	2, 38
1	1800	56C	**CXL05142-50**	②	T3C	1,207	XP1	16.05	56	68	110/220	6.2	2, 38
Three Phase													
1/2	1800	56C	**CXM050542-57**	②	T3C	892	XPM	14.22	36	73	230/400	1	38
3/4	1800	56C	**CXM050742-57**	②	T3C	1,017	XPM	15.22	42	75.5	230/400	1.7	38
1	1800	56C	**CXM05142-57**	②	T3C	1,720	XPM	15.22	45	74	230/400	2	38

(a) See notes on inside back flap.
Red catalog number indicates **NEW** product.
② = Class I, Group D, Class II, Group F & G
Caution: Explosion-proof motors have a tight fit between mating parts to ensure the integrity of the explosion-proof enclosure. This can lead to an accumulation of moisture inside the motors due to condensation. If internal condensation buildup is a concern for your XP motor application, select a motor that includes UL listed breather drain. These explosion-proof motors are not suitable for use with adjustable speed drives. Inverter Duty® explosion-proof motors must be used.

NEW!

Explosion proof, severe duty, three phase

1 thru 250 Hp

Features:

- All cast iron construction
- IP55 thru 320 frame, IP66 360 frame and larger.
- Inverter duty
- 1.15 SF, Class F insulation, 40°C ambient
- Suitable for 55°C ambient at 1.0 SF
- Group E, brass labyrinth shaft slingers
- Normally closed thermostats
- Threaded lead inlet
- UL breather drains

Applications:

- Customer specified Division 1 hazardous areas
- Chemical, oil & gas
- Pulp & paper
- Wastewater
- Fixed and variable speed operation

Hp	RPM	NEMA Frame	Catalog Number	XP Cls/ Grp	Temp Code	List Price	Disc. Sym.	"C" Dim.	Aprx. Wt. (lb)	Full Load Efficiency	Voltage	Full Load Amps	Notes (a)
Foot mounted													
1	1800	143T	**CPX14146T**	⑥	T3C	1,583	XSM	16.66	80	85.5	230/460	1.5	10, 19
1 1/2	1800	145T	**CPX141546T**	⑥	T3C	1,608	XSM	16.66	62	86.5	230/460	2.3	19
2	1800	145T	**CPX14246T**	⑥	T3C	1,649	XSM	16.66	120	86.5	230/460	2.9	19
3	3600	182T	**CPX18326T**	⑥	T3C	2,195	XSM	17.59	127	89.5	230/460	4.1	10, 19
	1800	182T	**CPX18346T**	⑥	T3C	1,757	XSM	17.59	127	89.5	230/460	4.1	19
	1200	213T	**CPX21366T**	⑥	T3C	2,951	XSM	20.02	221	89.5	230/460	4.5	10, 19
5	3600	184T	**CPX18526T**	⑥	T3C	2,573	XSM	17.59	150	88.5	230/460	5.5	19, 35
	1800	184T	**CPX18546T**	⑥	T3C	2,086	XSM	17.59	125	89.5	230/460	6.6	19
	1200	215T	**CPX21566T**	⑥	T3C	3,275	XSM	20.02	245	89.8	230/460	7.1	10, 19
7 1/2	3600	213T	**CPX21726T**	⑥	T3C	2,968	XSM	20.02	171	91.7	230/460	8.6	10, 19
	1800	213T	**CPX21746T**	⑥	T3C	2,645	XSM	20.02	228	91.7	230/460	10	19, 35
	1200	254T	**CPX25766T**	⑥	T3C	3,736	XSM	25.75	374	91	230/460	11	10, 19, 35, 47
10	3600	215T	**CPX21126T**	⑥	T3C	3,115	XSM	20.02	174	90.2	230/460	11	19
	1800	215T	**CPX21146T**	⑥	T3C	3,639	XSM	20.02	252	91.7	230/460	13	19, 35
	1200	256T	**CPX25166T**	⑥	T3C	4,492	XSM	25.75	400	91	230/460	15	10, 19, 35, 47
15	3600	254T	**CPX251526T**	⑥	T3C	3,522	XSM	25.75	349	91	230/460	17	10, 19, 35, 47
	1800	254T	**CPX251546T**	⑥	T3C	4,127	XSM	25.75	373	92.4	230/460	18	19, 35, 47
	1200	284T	**CPX281566T**	⑥	T3C	7,240	XSM	28.74	478	91.7	230/460	21	10, 19, 35, 47
20	3600	256T	**CPX25226T**	⑥	T3C	4,816	XSM	25.75	390	91	230/460	22	19, 35, 47
	1800	256T	**CPX25246T**	⑥	T3C	5,346	XSM	25.75	336	93	230/460	24	19, 35, 47
	1200	286T	**CPX28266T**	⑥	T3C	7,433	XSM	28.74	475	91.7	230/460	25	10, 19, 47
25	3600	284TS	**CPX282526T**	⑥	T3C	6,210	XSM	27.24	445	91.7	230/460	29	10, 19, 47
	1800	284T	**CPX282546T**	⑥	T3C	6,486	XSM	28.67	506	93.6	230/460	31	19, 35
	1200	324T	**CPX322566T**	⑥	T3C	9,294	XSM	32.24	619	93	230/460	32	10, 19, 35, 47
30	3600	286TS	**CPX28326T**	⑥	T3C	7,564	XSM	27.24	495	91.7	230/460	33	10, 19, 47
	1800	286T	**CPX28346T**	⑥	T3C	7,907	XSM	28.67	461	93.6	230/460	36	19, 35
	1200	326T	**CPX32366T**	⑥	T3C	10,254	XSM	32.24	647	93	230/460	39	10, 19, 35, 47
40	3600	324TS	**CPX32426T**	⑥	T3C	9,422	XSM	30.50	593	92.4	230/460	45	10, 19, 35, 47
	1800	324T	**CPX32446T**	⑥	T3C	10,597	XSM	32.24	605	94.1	230/460	48	10, 19, 35, 47
	1200	364T	**CPX36466T**	⑥	T3C	11,884	XSM	33.48	908	94.1	230/460	51	10, 35
50	3600	326TS	**CPX32526T**	⑥	T3C	12,064	XSM	30.50	648	93	230/460	56	10, 19, 35, 47
	1800	326T	**CPX32546T**	⑥	T3C	12,301	XSM	32.24	790	94.5	230/460	59	19, 35, 47
	1200	365T	**CPX36566T**	⑥	T3C	13,413	XSM	33.48	908	94.1	230/460	62	10

(a) See notes on inside back flap.
⑥ = Class I, Group C & D, Class II, Group E, F & G
Cast iron frame
Red catalog number indicates **NEW** product.
Caution: Explosion-proof motors have a tight fit between mating parts to ensure the integrity of the explosion-proof enclosure. This can lead to an accumulation of moisture inside the motors due to condensation. If internal condensation buildup is a concern for your XP motor application, select a motor that includes UL listed breather drain.

NEW!

NEW!

Explosion proof, severe duty, three phase

Hp	RPM	NEMA Frame	Catalog Number	XP Cls/ Grp	Temp Code	List Price	Disc. Sym.	"C" Dim.	Aprx. Wt. (lb)	Full Load Efficiency	Voltage	Full Load Amps	Notes (a)
Foot mounted (continued)													
60	3600	364TS	CPX36626T	⑥	T3C	13,695	XSM	31.35	999	93.6	230/460	65	10
	1800	364T	CPX36646T	⑥	T3C	13,759	XSM	33.48	910	95	230/460	68	
	1200	404T	CPX40666T	⑥	T3C	16,964	XSM	38.22	1322	94.5	230/460	69	10
75	3600	365TS	CPX36726T	⑥	T3C	14,283	XSM	31.35	1005	93.6	230/460	82	10
	1800	365T	CPX36746T	⑥	T3C	15,134	XSM	33.48	965	95.4	230/460	86	
	1200	405T	CPX40766T	⑥	T3C	17,570	XSM	38.22	1375	94.5	230/460	84	10
100	1800	405T	CPX40146T	⑥	T3C	17,576	XSM	38.22	1326	95.4	230/460	112	
	1200	444T	CPX44166T	⑥	T3C	20,869	XSM	44.97	1800	95	230/460	116	10
125	1800	444T	CPX441246T	⑥	T3C	21,217	XSM	44.97	1669	95.4	460	144	10
150	1800	445T	CPX441546T	⑥	T3C	23,711	XSM	44.97	1826	95.8	460	169	10
200	1800	447T	CPX44246T	⑥	T3C	32,808	XSM	48.47	2676	96.2	460	222	10
250	1800	449T	CPX442546T	⑥	T3C	39,370	XSM	53.47	3027	96.2	460	271	10
C-Face, foot mounted													
3	3600	182TC	CCPX18326T	⑥	T3C	2,510	XSM	18.33	127	86.5	230/460	3.8	10, 19
	1800	182TC	CCPX18346T	⑥	T3C	2,072	XSM	18.33	111	89.5	230/460	4.1	19
	1200	213TC	CCPX21366T	⑥	T3C	3,292	XSM	20.77	221	89.5	230/460	4.5	10, 19, 47
5	3600	184TC	CCPX18526T	⑥	T3C	2,888	XSM	18.33	122	88.5	230/460	5.5	10, 19, 35
	1800	184TC	CCPX18546T	⑥	T3C	2,401	XSM	18.33	123	89.5	230/460	6.6	19
7 1/2	3600	213TC	CCPX21726T	⑥	T3C	3,309	XSM	20.77	169	90.7	230/460	9	10, 19, 47
	1800	213TC	CCPX21746T	⑥	T3C	2,986	XSM	20.77	228	91.7	230/460	10	19, 35, 47
	1200	254TC	CCPX25766T	⑥	T3C	4,374	XSM	25.94	322	91	230/460	11	10, 19, 35
10	3600	215TC	CCPX21126T	⑥	T3C	3,456	XSM	20.77	174	90.2	230/460	12	10, 19, 47
	1800	215TC	CCPX21146T	⑥	T3C	3,980	XSM	20.77	252	91.7	230/460	13	19, 35, 47
	1200	256TC	CCPX25166T	⑥	T3C	5,130	XSM	25.94	335	91	230/460	14	10, 19, 35
15	3600	254TC	CCPX251526T	⑥	T3C	4,160	XSM	25.94	270	91	230/460	17	10, 19, 35
	1800	254TC	CCPX251546T	⑥	T3C	4,765	XSM	25.94	302	92.4	230/460	18	19, 35
	1200	284TC	CCPX281566T	⑥	T3C	8,063	XSM	28.61	438	91.7	230/460	21	10, 19, 35, 47
20	3600	256TC	CCPX25226T	⑥	T3C	5,454	XSM	25.94	314	91	230/460	22	10, 19, 35
	1800	256TC	CCPX25246T	⑥	T3C	5,984	XSM	25.94	335	93	230/460	24	10, 19, 35
	1200	286TC	CCPX28266T	⑥	T3C	8,256	XSM	28.61	459	91.7	230/460	25	10, 19, 47
25	3600	284TSC	CCPX282526T	⑥	T3C	7,033	XSM	27.24	525	91.7	230/460	28	10, 19, 47
	1800	284TC	CCPX282546T	⑥	T3C	7,309	XSM	28.61	447	93.6	230/460	31	10, 19, 35, 47
	1200	324TC	CCPX322566T	⑥	T3C	10,267	XSM	32.00	741	93	230/460	32	10, 19, 35, 47
30	3600	286TSC	CCPX28326T	⑥	T3C	8,387	XSM	27.24	495	91.7	230/460	33	10, 19, 47
	1800	286TC	CCPX28346T	⑥	T3C	8,730	XSM	28.61	459	93.6	230/460	36	10, 19, 35, 47
	1200	326TC	CCPX32366T	⑥	T3C	11,227	XSM	32.00	766	93	230/460	39	10, 19, 35, 47
40	3600	324TSC	CCPX32426T	⑥	T3C	10,395	XSM	30.50	745	92.4	230/460	45	10, 19, 35, 47
	1800	324TC	CCPX32446T	⑥	T3C	11,570	XSM	32.00	720	94.1	230/460	48	10, 19, 35, 47
	1200	364TC	CCPX36466T	⑥	T3C	13,038	XSM	33.48	908	94.1	230/460	51	10, 35
50	3600	326TSC	CCPX32526T	⑥	T3C	13,037	XSM	30.50	766	93	230/460	56	10, 19, 35, 47
	1800	326TC	CCPX32546T	⑥	T3C	13,274	XSM	32.00	782	94.5	230/460	59	10, 19, 35, 47
	1200	365TC	CCPX36566T	⑥	T3C	14,567	XSM	33.48	982	94.1	230/460	62	10, 35
60	3600	364TSC	CCPX36626T	⑥	T3C	14,849	XSM	31.36	999	93.6	230/460	65	10
	1800	364TC	CCPX36646T	⑥	T3C	14,913	XSM	33.48	910	95	230/460	68	10
	1200	404TC	CCPX40666T	⑥	T3C	18,384	XSM	38.22	1322	94.5	230/460	69	10
75	3600	365TSC	CCPX36726T	⑥	T3C	15,437	XSM	31.36	1005	93.6	230/460	82	10
	1800	365TC	CCPX36746T	⑥	T3C	16,288	XSM	33.48	965	95.4	230/460	86	10
	1200	405TC	CCPX40766T	⑥	T3C	18,990	XSM	38.22	1322	94.5	230/460	87	10

(a) See notes on inside back flap.
⑥ = Class I, Group C & D, Class II, Group E, F & G
Cast iron frame
Red catalog number indicates **NEW** product.
Caution: Explosion-proof motors have a tight fit between mating parts to ensure the integrity of the explosion-proof enclosure. This can lead to an accumulation of moisture inside the motors due to condensation. If internal condensation buildup is a concern for your XP motor application, select a motor that includes UL listed breather drain.

NEW!

Explosion proof, drill rig duty, 230/460 and 460 volt

1/2 thru 200 Hp

Features:

- Robust steel and cast iron frame designs
- 1.15 SF, Class F insulation, 40°C ambient
- Suitable for 55°C ambient at 1.0 SF
- Inverter duty, 1 Hp and larger
- DE shaft slinger, UL breather drains
- Normally closed thermostats
- Threaded lead inlet
- IP55 enclosure, marked on nameplate

Applications:

- Customer specified Division 1 hazardous Areas
- On and off shore drill rig service
- Bulk fuel terminals
- Transfer stations
- Fixed and variable speed operation

Hp	RPM	NEMA Frame	Catalog Number	XP Cls/ Grp	Temp Code	List Price	Disc. Sym.	"C" Dim.	Aprx. Wt. (lb)	Full Load Efficiency	Voltage	Full Load Amps	Notes (a)
Foot mounted													
1	3600	143T	**DRX14124T**	④	T3C	1,397	XDM	14.22	41	84	230/460	1.4	10, 19
	1800	143T	**DRX14144T**	④	T3C	1,497	XDM	14.22	50	85.5	230/460	1.5	10, 19
	1200	145T	**DRX14164T**	④	T3C	1,884	XDM	15.09	49	82.5	230/460	1.8	10, 19
1 1/2	3600	143T	**DRX141524T**	④	T3C	1,477	XDM	14.22	47	84	230/460	1.9	10, 19
	1800	145T	**DRX141544T**	④	T3C	1,520	XDM	15.09	50	86.5	230/460	2.2	10, 19
	1200	182T	**DRX181564T**	④	T3C	2,254	XDM	17.56	149	87.5	230/460	2.5	19
2	3600	145T	**DRX14224T**	④	T3C	1,726	XDM	15.09	55	85.5	230/460	2.5	19
	1800	145T	**DRX14244T**	④	T3C	1,559	XDM	15.09	59	86.5	230/460	2.9	19
	1200	184T	**DRX18264T**	④	T3C	2,455	XDM	17.56	152	88.5	230/460	3.15	19
3	3600	182T	**DRX18324T**	④	T3C	2,075	XDM	17.56	150	86.5	230/460	3.8	19
	1800	182T	**DRX18344T**	④	T3C	1,661	XDM	17.56	111	89.5	230/460	4.1	19
	1200	213T	**DRX21364T**	④	T3C	2,774	XDM	20.03	200	89.6	230/460	4.5	19
5	3600	184T	**DRX18524T**	④	T3C	2,433	XDM	17.56	122	88.5	230/460	5.5	19, 35
	1800	184T	**DRX18544T**	④	T3C	1,972	XDM	17.56	152	89.5	230/460	6.6	19
	1200	215T	**DRX21564T**	④	T3C	3,079	XDM	20.03	245	89.8	230/460	7.1	19
7 1/2	3600	213T	**DRX21724T**	④	T3C	2,806	XDM	20.03	184	90.7	230/460	9	19
	1800	213T	**DRX21744T**	④	T3C	2,501	XDM	20.03	193	91.7	230/460	10.1	19, 35
	1200	254T	**DRX25764T**	④	T3C	3,532	XDM	25.50	374	91	230/460	11	10, 19, 35
10	3600	215T	**DRX21124T**	④	T3C	2,945	XDM	20.03	174	90.2	230/460	11.8	19
	1800	215T	**DRX21144T**	④	T3C	3,441	XDM	20.03	252	91.7	230/460	12.5	19, 35
	1200	256T	**DRX25164T**	④	T3C	4,247	XDM	25.50	400	91	230/460	15	10, 19, 35
15	3600	254T	**DRX251524T**	④	T3C	3,330	XDM	25.50	349	91	230/460	17.2	19, 35
	1800	254T	**DRX251544T**	④	T3C	3,902	XDM	25.50	373	92.4	230/460	18.1	19, 35
	1200	284T	**DRX281564T**	④	T3C	6,845	XDM	28.61	478	91.7	230/460	21	10, 19, 35
20	3600	256T	**DRX25224T**	④	T3C	4,390	XDM	25.50	317	91	230/460	22	19, 35
	1800	256T	**DRX25244T**	④	T3C	5,055	XDM	25.50	336	93	230/460	24	19, 35
	1200	286T	**DRX28264T**	④	T3C	7,028	XDM	28.61	475	91.7	230/460	25	10, 19
25	3600	284TS	**DRX282524T**	④	T3C	5,762	XDM	27.23	445	91.7	230/460	28.5	10, 19
	1800	284T	**DRX282544T**	④	T3C	6,132	XDM	28.61	448	93.6	230/460	31	19, 35
	1200	324T	**DRX322564T**	④	T3C	8,787	XDM	32.00	741	93	230/460	32	10, 19, 35
30	3600	286TS	**DRX28324T**	④	T3C	6,879	XDM	27.23	495	91.7	230/460	33	10, 19
	1800	286T	**DRX28344T**	④	T3C	7,476	XDM	28.61	461	93.6	230/460	36	19, 35
	1200	326T	**DRX32364T**	④	T3C	9,695	XDM	32.00	766	93	230/460	39	10, 19, 35
40	3600	324TS	**DRX32424T**	④	T3C	8,908	XDM	30.50	745	92.4	230/460	45	10, 19, 35
	1800	324T	**DRX32444T**	④	T3C	10,019	XDM	32.00	720	94.1	230/460	48	19, 35
	1200	364T	**DRX36464T**	④	T3C	11,668	XDM	33.48	908	94.1	230/460	49.8	10
50	3600	326TS	**DRX32524T**	④	T3C	11,406	XDM	30.50	766	93	230/460	56	10, 19, 35
	1800	326T	**DRX32544T**	④	T3C	11,630	XDM	32.00	790	94.5	230/460	59	19, 35
	1200	365T	**DRX36564T**	④	T3C	13,169	XDM	33.48	908	94.1	230/460	61.7	10

(a) See notes on inside back flap. Cast iron frame

Red catalog number indicates **NEW** product.

④ = Class I, Group C & D

Caution: Explosion-proof motors have a tight fit between mating parts to ensure the integrity of the explosion-proof enclosure. This can lead to an accumulation of moisture inside the motors due to condensation. If internal condensation buildup is a concern for your XP motor application, select a motor that includes UL listed breather drain.

NEW!

NEW!

Explosion proof, drill rig duty, 230/460 and 460 volt

Hp	RPM	NEMA Frame	Catalog Number	XP Cls/ Grp	Temp Code	List Price	Disc. Sym.	"C" Dim.	Aprx. Wt. (lb)	Full Load Efficiency	Voltage	Full Load Amps	Notes (a)
Foot mounted (continued)													
60	3600	364TS	DRX36624T	④	T3C	13,422	XDM	31.35	999	93.6	230/460	65.1	10
	1800	364T	DRX36644T	④	T3C	13,509	XDM	33.48	910	95	230/460	67.8	
	1200	404T	DRX40664T	④	T3C	16,625	XDM	38.22	1322	94.5	230/460	69	10
75	3600	365TS	DRX36724T	④	T3C	13,998	XDM	31.35	1005	93.6	230/460	81.8	10
	1800	365T	DRX36744T	④	T3C	14,832	XDM	33.48	966	95.4	230/460	86	
	1200	405T	DRX40764T	④	T3C	17,219	XDM	38.22	1322	94.5	230/460	87	10
100	1800	405T	DRX40144T	④	T3C	17,225	XDM	38.22	1326	95.4	230/460	112	
	1200	444T	DRX44164T	④	T3C	20,452	XDM	44.97	1800	95	230/460	116	10
125	1800	444T	DRX441244T	④	T3C	20,793	XDM	44.97	1669	95.4	460	144	
	1200	445T	DRX441264T	④	T3C	22,359	XDM	44.97	1913	95	460	144	10
150	1800	445T	DRX441544T	④	T3C	23,237	XDM	44.97	1826	95.8	460	169	10
200	1800	447T	DRX44244T	④	T3C	32,152	XDM	48.47	2676	96.2	460	222	10
C-Face, foot mounted													
1/2	1800	56C	CDRX050544	④	T3C	1,071	XDM	13.14	37	80	230/460	0.8	2, 19, 38, 60
3/4	1800	56C	CDRX050744	④	T3C	1,171	XDM	14.28	33	78.5	230/460	1.4	19, 38
1	3600	143TC	CDRX14124T	④	T3C	1,461	XDM	14.36	41	84	230/460	1.4	10, 19
	1800	143TC	CDRX14144T	④	T3C	1,561	XDM	14.36	50	85.5	230/460	1.5	19
		56C	CDRX05144	④	T3C	1,553	XDM	14.28	50	85.5	230/460	1.5	19
	1200	145TC	CDRX14164T	④	T3C	1,948	XDM	15.23	49	82.5	230/460	1.8	19
1 1/2	3600	143TC	CDRX141524T	④	T3C	1,541	XDM	14.36	47	84	230/460	1.9	10, 19
	1800	145TC	CDRX141544T	④	T3C	1,584	XDM	15.23	50	86.5	230/460	2.2	19
	1200	182TC	CDRX181564T	④	T3C	2,569	XDM	18.31	149	87.5	230/460	2.5	10, 19
2	3600	145TC	CDRX14224T	④	T3C	1,790	XDM	15.23	46	85.5	230/460	2.5	10, 19
	1800	145TC	CDRX14244T	④	T3C	1,623	XDM	15.23	48	86.5	230/460	2.9	19
	1200	184TC	CDRX18264T	④	T3C	2,770	XDM	18.31	152	88.5	230/460	3.15	19
3	3600	182TC	CDRX18324T	④	T3C	2,390	XDM	18.31	127	86.5	230/460	3.8	19
	1800	182TC	CDRX18344T	④	T3C	1,976	XDM	18.31	111	89.5	230/460	4.1	19
	1200	213TC	CDRX21364T	④	T3C	3,115	XDM	20.78	221	89.5	230/460	4.5	10, 19
5	3600	184TC	CDRX18524T	④	T3C	2,748	XDM	18.31	150	88.5	230/460	5.5	19, 35
	1800	184TC	CDRX18544T	④	T3C	2,287	XDM	18.31	123	89.5	230/460	6.6	19
	1200	215TC	CDRX21564T	④	T3C	3,420	XDM	20.78	245	89.8	230/460	7.1	10, 19
7 1/2	3600	213TC	CDRX21724T	④	T3C	3,147	XDM	20.78	184	90.7	230/460	9	10, 19
	1800	213TC	CDRX21744T	④	T3C	2,842	XDM	20.78	154	91.7	230/460	10.1	19, 35
	1200	254TC	CDRX25764T	④	T3C	4,170	XDM	26.00	374	91	230/460	11	10, 19, 35
10	3600	215TC	CDRX21124T	④	T3C	3,286	XDM	20.78	174	90.2	230/460	11.8	19
	1800	215TC	CDRX21144T	④	T3C	3,782	XDM	20.78	252	91.7	230/460	12.5	19, 35
	1200	256TC	CDRX25164T	④	T3C	4,885	XDM	26.00	327	91	230/460	15	10, 19, 35
15	3600	254TC	CDRX251524T	④	T3C	3,968	XDM	26.00	349	91	230/460	17.2	10, 19, 35
	1800	254TC	CDRX251544T	④	T3C	4,540	XDM	26.00	302	92.4	230/460	18.1	19, 35
	1200	284TC	CDRX281564T	④	T3C	7,668	XDM	28.61	478	91.7	230/460	21	10, 19, 35
20	3600	256TC	CDRX25224T	④	T3C	5,028	XDM	26.00	390	91	230/460	22	10, 19, 35
	1800	256TC	CDRX25244T	④	T3C	5,693	XDM	26.00	335	93	230/460	24	19, 35
	1200	286TC	CDRX28264T	④	T3C	7,851	XDM	28.61	459	91.7	230/460	25	10, 19
25	3600	284TSC	CDRX282524T	④	T3C	6,585	XDM	27.23	408	91.7	230/460	28.5	19
	1800	284TC	CDRX282544T	④	T3C	6,955	XDM	28.61	447	93.6	230/460	31	19, 35
	1200	324TC	CDRX322564T	④	T3C	9,760	XDM	32.00	741	93	230/460	32	10, 19, 35
30	3600	286TSC	CDRX28324T	④	T3C	7,702	XDM	27.23	438	91.7	230/460	33	10, 19
	1800	286TC	CDRX28344T	④	T3C	8,299	XDM	28.61	518	93.6	230/460	36	10, 19, 35
	1200	326TC	CDRX32364T	④	T3C	10,668	XDM	32.00	766	93	230/460	39	10, 19, 35
40	3600	324TSC	CDRX32424T	④	T3C	9,881	XDM	30.50	593	92.4	230/460	45	10, 19, 35
	1800	324TC	CDRX32444T	④	T3C	10,992	XDM	32.00	720	94.1	230/460	48	10, 19, 35
	1200	364TC	CDRX36464T	④	T3C	12,822	XDM	33.45	908	94.1	230/460	49.8	10

(a) See notes on inside back flap. Cast iron frame

Red catalog number indicates **NEW** product.

④ = Class I, Group C & D

Caution: Explosion-proof motors have a tight fit between mating parts to ensure the integrity of the explosion-proof enclosure. This can lead to an accumulation of moisture inside the motors due to condensation. If internal condensation buildup is a concern for your XP motor application, select a motor that includes UL listed breather drain.

NEW!

NEW!

Explosion proof, drill rig duty, 230/460 and 460 volt

Hp	RPM	NEMA Frame	Catalog Number	XP Cls/ Grp	Temp Code	List Price	Disc. Sym.	"C" Dim.	Aprx. Wt. (lb)	Full Load Efficiency	Voltage	Full Load Amps	Notes (a)
C-Face, foot mounted (continued)													
50	3600	326TSC	**CDRX32524T**	④	T3C	12,379	XDM	30.50	648	93	230/460	56	10, 19, 35
	1800	326TC	**CDRX32544T**	④	T3C	12,603	XDM	32.00	782	94.5	230/460	59	10, 19, 35
60	1800	364TC	**CDRX36644T**	④	T3C	14,663	XDM	33.45	910	95	230/460	68	10
75	1800	365TC	**CDRX36744T**	④	T3C	15,986	XDM	33.45	965	95.4	230/460	85.9	
100	1800	405TC	**CDRX40144T**	④	T3C	18,645	XDM	38.22	1326	95.4	230/460	112	10
C-Face, footless													
1/2	1800	56C	**VDRX050544**	④	T3C	1,071	XDM	13.14	37	80	230/460	0.8	2, 19, 38, 60
3/4	1800	56C	**VDRX050744**	④	T3C	1,171	XDM	14.31	37	78.5	230/460	1.4	19, 38
1	1800	143TC	**VDRX14144T**	④	T3C	1,561	XDM	14.36	50	85.5	230/460	1.5	19
		56C	**VDRX05144**	④	T3C	1,553	XDM	14.31	41	85.5	230/460	1.5	19
1 1/2	1800	145TC	**VDRX141544T**	④	T3C	1,584	XDM	15.23	46	86.5	230/460	2.2	19
		56C	**VDRX051544**	④	T3C	1,576	XDM	15.17	46	86.5	230/460	2.2	19
2	1800	145TC	**VDRX14244T**	④	T3C	1,623	XDM	15.23	59	86.5	230/460	2.9	19
3	1800	182TC	**VDRX18344T**	④	T3C	1,976	XDM	18.31	127	89.5	230/460	4.1	19
5	1800	184TC	**VDRX18544T**	④	T3C	2,287	XDM	18.31	123	89.5	230/460	6.6	19
7 1/2	1800	213TC	**VDRX21744T**	④	T3C	2,842	XDM	20.77	228	91.7	230/460	10.1	19, 35
10	1800	215TC	**VDRX21144T**	④	T3C	3,782	XDM	20.77	252	91.7	230/460	12.5	19, 35
15	1800	254TC	**VDRX251544T**	④	T3C	4,540	XDM	26.00	373	92.4	230/460	18.1	10, 19, 35
20	1800	256TC	**VDRX25244T**	④	T3C	5,693	XDM	26.00	335	93	230/460	24	10, 19, 35
25	1800	284TC	**VDRX282544T**	④	T3C	6,955	XDM	28.67	506	93.6	230/460	31	10, 19, 35
30	1800	286TC	**VDRX28344T**	④	T3C	8,299	XDM	28.67	518	93.6	230/460	36	10, 19, 35
40	1800	324TC	**VDRX32444T**	④	T3C	10,992	XDM	32.00	720	94.1	230/460	48	10, 19, 35
50	1800	326TC	**VDRX32544T**	④	T3C	12,603	XDM	32.00	782	94.5	230/460	59	10, 19, 35

(a) See notes on inside back flap.
④ = Class I, Group C & D
Cast iron frame
Red catalog number indicates **NEW** product.
Caution: Explosion-proof motors have a tight fit between mating parts to ensure the integrity of the explosion-proof enclosure. This can lead to an accumulation of moisture inside the motors due to condensation. If internal condensation buildup is a concern for your XP motor application, select a motor that includes UL listed breather drain.

NEW!

NEW!

Explosion proof, drill rig duty, 575 volt

1 thru 100 Hp

Features:

- Cast iron frame, endplates, conduit box and fan cover
- 1.15 SF, Class F insulation, 40°C ambient
- Suitable for 55°C ambient at 1.0 SF
- Inverter duty
- DE shaft slinger, UL breather drains
- Normally closed thermostats
- Threaded lead inlet
- IP55 enclosure, marked on nameplate

Applications:

- Customer specified Division 1 hazardous areas
- Chemical, oil & gas industrial pumps
- Fixed and variable speed operation

Hp	RPM	NEMA Frame	Catalog Number	XP Cls/ Grp	Temp Code	List Price	Disc. Sym.	"C" Dim.	Aprx. Wt. (lb)	Full Load Efficiency	Voltage	Full Load Amps	Notes (a)
Foot mounted													
1	3600	143T	**DRX14124T-5**	④	T3C	1,397	XDM	14.22	38	84	575	1.1	10
	1800	143T	**DRX14144T-5**	④	T3C	1,497	XDM	14.22	50	85.5	575	1.2	10
2	3600	145T	**DRX14224T-5**	④	T3C	1,726	XDM	15.09	55	85.5	575	2	10
	1800	145T	**DRX14244T-5**	④	T3C	1,559	XDM	15.09	59	86.5	575	2.3	10
3	3600	182T	**DRX18324T-5**	④	T3C	2,075	XDM	17.56	127	86.5	575	3	10
	1800	182T	**DRX18344T-5**	④	T3C	1,661	XDM	17.56	111	89.5	575	3.3	10
5	3600	184T	**DRX18524T-5**	④	T3C	2,433	XDM	17.56	122	88.5	575	4.5	10, 35
	1800	184T	**DRX18544T-5**	④	T3C	1,972	XDM	17.56	123	89.5	575	5.3	10
7 1/2	3600	213T	**DRX21724T-5**	④	T3C	2,806	XDM	20.03	184	89.5	575	7.2	10
	1800	213T	**DRX21744T-5**	④	T3C	2,501	XDM	20.03	228	91.7	575	7.5	10, 35
10	3600	215T	**DRX21124T-5**	④	T3C	2,945	XDM	20.03	235	90.2	575	9	10
	1800	215T	**DRX21144T-5**	④	T3C	3,441	XDM	20.03	252	92.4	575	10.1	10, 35
15	3600	254T	**DRX251524T-5**	④	T3C	3,330	XDM	25.50	349	91	575	13.7	10, 35
	1800	254T	**DRX251544T-5**	④	T3C	3,902	XDM	25.50	302	92.4	575	14.6	10, 35
20	3600	256T	**DRX25224T-5**	④	T3C	4,390	XDM	25.50	315	91	575	17.5	10, 35
	1800	256T	**DRX25244T-5**	④	T3C	5,055	XDM	25.50	335	93	575	19.2	10, 35
25	3600	284TS	**DRX282524T-5**	④	T3C	5,762	XDM	27.23	525	91.7	575	23	10
	1800	284T	**DRX282544T-5**	④	T3C	6,132	XDM	28.61	506	93.6	575	25	10, 35
30	3600	286TS	**DRX28324T-5**	④	T3C	6,879	XDM	27.23	495	91.7	575	26	10
	1800	286T	**DRX28344T-5**	④	T3C	7,476	XDM	28.61	518	93.6	575	29	10, 35
40	3600	324TS	**DRX32424T-5**	④	T3C	8,908	XDM	30.50	593	92.4	575	36	10, 35
	1800	324T	**DRX32444T-5**	④	T3C	10,019	XDM	32.00	601	94.1	575	39	10, 35
50	3600	326TS	**DRX32524T-5**	④	T3C	11,406	XDM	30.50	649	93	575	45	10, 35
	1800	326T	**DRX32544T-5**	④	T3C	11,630	XDM	32.00	782	94.5	575	47	35
60	1800	364T	**DRX36644T-5**	④	T3C	13,509	XDM	33.48	965	95	575	54.7	10
75	1800	365T	**DRX36744T-5**	④	T3C	14,832	XDM	33.48	965	95.4	575	68.5	10
100	1800	405T	**DRX40144T-5**	④	T3C	17,225	XDM	38.22	1326	95.4	575	89.6	10
C-Face, foot mounted													
1	3600	143TC	**CDRX14124T-5**	④	T3C	1,461	XDM	14.36	41	84	575	1.1	10
	1800	143TC	**CDRX14144T-5**	④	T3C	1,561	XDM	14.36	50	85.5	575	1.2	
2	3600	145TC	**CDRX14224T-5**	④	T3C	1,790	XDM	15.23	55	85.5	575	2	10
	1800	145TC	**CDRX14244T-5**	④	T3C	1,623	XDM	15.23	59	86.5	575	2.3	10
3	3600	182TC	**CDRX18324T-5**	④	T3C	2,390	XDM	18.31	127	86.5	575	3	10
	1800	182TC	**CDRX18344T-5**	④	T3C	1,976	XDM	18.31	127	89.5	575	3.3	
5	3600	184TC	**CDRX18524T-5**	④	T3C	2,748	XDM	18.31	150	88.5	575	4.5	10, 35
	1800	184TC	**CDRX18544T-5**	④	T3C	2,287	XDM	18.31	152	89.5	575	5.3	10
7 1/2	3600	213TC	**CDRX21724T-5**	④	T3C	3,147	XDM	20.78	169	89.5	575	7.2	10
	1800	213TC	**CDRX21744T-5**	④	T3C	2,842	XDM	20.78	193	91.7	575	7.5	10, 35

(a) See notes on inside back flap. Cast iron frame

④ = Class I, Group C & D

Red catalog number indicates **NEW** product.

Caution: Explosion-proof motors have a tight fit between mating parts to ensure the integrity of the explosion-proof enclosure. This can lead to an accumulation of moisture inside the motors due to condensation. If internal condensation buildup is a concern for your XP motor application, select a motor that includes UL listed breather drain.

NEW!

NEW!

Explosion proof, drill rig duty, 575 volt

Hp	RPM	NEMA Frame	Catalog Number	XP Cls/ Grp	Temp Code	List Price	Disc. Sym.	"C" Dim.	Aprx. Wt. (lb)	Full Load Efficiency	Voltage	Full Load Amps	Notes (a)
C-Face, foot mounted (continued)													
10	3600	215TC	**CDRX21124T-5**	④	T3C	3,286	XDM	20.78	235	90.2	575	9	
	1800	215TC	**CDRX21144T-5**	④	T3C	3,782	XDM	20.78	252	92.4	575	10.1	35
15	3600	254TC	**CDRX251524T-5**	④	T3C	3,968	XDM	26.00	349	91	575	13.7	10, 35
	1800	254TC	**CDRX251544T-5**	④	T3C	4,540	XDM	26.00	373	92.4	575	14.6	35
20	3600	256TC	**CDRX25224T-5**	④	T3C	5,028	XDM	26.00	390	91	575	17.5	10, 35
	1800	256TC	**CDRX25244T-5**	④	T3C	5,693	XDM	26.00	335	93	575	19.2	10, 35
25	3600	284TSC	**CDRX282524T-5**	④	T3C	6,585	XDM	27.23	525	91.7	575	23	10
	1800	284TC	**CDRX282544T-5**	④	T3C	6,955	XDM	28.61	506	93.6	575	25	10, 35
30	3600	286TSC	**CDRX28324T-5**	④	T3C	7,702	XDM	27.23	495	91.7	575	26	10
	1800	286TC	**CDRX28344T-5**	④	T3C	8,299	XDM	28.61	518	93.6	575	29	10, 35
40	3600	324TSC	**CDRX32424T-5**	④	T3C	9,881	XDM	30.50	745	92.4	575	36	10, 35
	1800	324TC	**CDRX32444T-5**	④	T3C	10,992	XDM	32.00	720	94.1	575	39	10, 35
50	3600	326TSC	**CDRX32524T-5**	④	T3C	12,379	XDM	30.50	766	93	575	45	10, 35
	1800	326TC	**CDRX32544T-5**	④	T3C	12,603	XDM	32.00	782	94.5	575	47	10, 35

(a) See notes on inside back flap.
④ = Class I, Group C & D
Cast iron frame
Red catalog number indicates **NEW** product.
Caution: Explosion-proof motors have a tight fit between mating parts to ensure the integrity of the explosion-proof enclosure. This can lead to an accumulation of moisture inside the motors due to condensation. If internal condensation buildup is a concern for your XP motor application, select a motor that includes UL listed breather drain.

NEW!

NEW!

Explosion proof, drill rig duty, single phase

1/3 thru 1 Hp

Features:

- Steel band frame, cast iron endplates and conduit box
- 1.15 SF, Class F insulation, 40°C ambient
- Suitable for 55°C ambient at 1.0 SF
- DE shaft slinger, UL breather drains
- Normally closed thermostats
- Threaded lead inlet
- IP55 enclosure, marked on nameplate

Applications:

- Customer specified Division 1 hazardous areas
- Chemical, oil & gas
- Fixed speed operation

Hp	RPM	NEMA Frame	Catalog Number	XP Cls/ Grp	Temp Code	List Price	Disc. Sym.	"C" Dim.	Aprx. Wt. (lb)	Full Load Efficiency	Voltage	Full Load Amps	Notes (a)
1/3	1800	56C	**CDRXL050344**	④	T3C	915	XD1	14.31	35	55	115/230	3.3	
1/2	1800	56C	**CDRXL050544**	④	T3C	970	XD1	14.31	43	68	115/230	3.7	
3/4	1800	56C	**CDRXL050744**	④	T3C	1,060	XD1	15.17	53	68	115/230	5.3	
1	1800	56C	**CDRXL05144**	④	T3C	1,161	XD1	16.05	57	68	115/230	6	

(a) See notes on inside back flap.
Red catalog number indicates **NEW** product.
④ = Class I, Group C & D
Caution: Explosion-proof motors have a tight fit between mating parts to ensure the integrity of the explosion-proof enclosure. This can lead to an accumulation of moisture inside the motors due to condensation. If internal condensation buildup is a concern for your XP motor application, select a motor that includes UL listed breather drain. These explosion-proof motors are not suitable for use with adjustable speed drives. Inverter Duty® explosion-proof motors must be used.

Explosion proof, drill rig duty, close coupled pump, 230/460 and 575 volt

3 thru 10 Hp

Features:

- Cast iron frame, endplates, conduit box and fan cover
- 1.15 SF, Class F insulation, 40°C ambient
- Suitable for 55°C ambient at 1.0 SF
- Inverter duty
- DE shaft slinger, UL breather drains
- Normally closed thermostats
- Threaded lead inlet
- IP55 enclosure, marked on nameplate

Applications:

- Customer specified Division 1 hazardous areas
- Chemical, oil & gas industrial pumps
- Fixed and variable speed operation

Hp	RPM	NEMA Frame	Catalog Number	XP Cls/ Grp	Temp Code	List Price	Disc. Sym.	"C" Dim.	Aprx. Wt. (lb)	Full Load Efficiency	Voltage	Full Load Amps	Notes (a)
230/460 Volts													
3	1800	182JP	**JPDRX18344T**	④	T3C	2,109	XDP	22.09	127	89.5	230/460	4.1	19
5	1800	184JP	**JPDRX18544T**	④	T3C	2,420	XDP	22.09	152	89.5	230/460	6.6	19
7 1/2	1800	213TCZ	**JPDRX21744TY**	④	T3C	3,086	XDP	25.65	228	91.7	230/460	10.1	19, 35, 97
10	1800	215TCZ	**JPDRX21144TY**	④	T3C	4,026	XDP	25.65	252	91.7	230/460	12.5	19, 35, 97
575 Volts													
3	1800	182JP	**JPDRX18344T-5**	④	T3C	2,109	XDP	22.09	127	89.5	575	3.3	
5	1800	184JP	**JPDRX18544T-5**	④	T3C	2,420	XDP	22.09	152	89.5	575	5.3	10
7 1/2	1800	213TCZ	**JPDRX21744TY-5**	④	T3C	3,086	XDP	25.65	228	91.7	575	7.5	10, 35, 97
10	1800	215JP	**JPDRX21144TY-5**	④	T3C	4,026	XDP	25.65	252	92.4	575	10.1	10, 35, 97

(a) See notes on inside back flap. Cast iron frame **Red** catalog number indicates **NEW** product.
④ = Class I, Group C & D
Caution: Explosion-proof motors have a tight fit between mating parts to ensure the integrity of the explosion-proof enclosure. This can lead to an accumulation of moisture inside the motors due to condensation. If internal condensation buildup is a concern for your XP motor application, select a motor that includes UL listed breather drain.

NEW!

Pump motors

From industrial wastewater to fire suppression systems or commercial pools, Baldor-Reliance® pump motors provide value by increasing reliability and reducing maintenance costs. Utilizing energy efficient designs, our pump motors meet NEMA Premium® efficiency and inverter ready with wide variable torque speed ranges. Motor construction can be tailored for specific applications and industries such as food processing, washdown applications or explosion proof enclosures for pumps in hazardous areas.

Key features:

- Baldor-Reliance motors meet or exceed all efficiency requirements for US, Canada and Mexico regulations
- Dynamically balanced rotor to reduce noise and increase bearing life
- Color coded and numbered leads for ease of connectivity

1/3 - 300 Horsepower

Pump motor product line		Fire Pump	Jet Pump and Close-Coupled	Vertical P-Base	Submersible	EC Titanium™
NEMA frame	Frame size range for stock products	210 - 440T	56 - 320T	180 - 360T	180 - 360T	140-210
Hp	Horsepower NEMA	10 - 300	1/3 - 50	3 - 75	1 - 100	1 - 20
Volts 60 Hz	Single phase 115/208-230 or 115/230	–	S	–	S	S
	Three phase 200 volts	–	A	A	–	S
	Three phase 200/400 volts	S	A	A	–	S
	Three phase 230/460 volts	S	S	S	–	S
	Three phase 460 volts	S	A	S	S	S
	Three phase 575 volts	–	S	A	–	–
	Three phase 230 volts	–	A	A	S	–
Speed	Speed (60 Hz)	3600 or 1800 RPM	3600 or 1800 RPM	3600 or 1800 RPM	1800 or 1200 RPM	Variable
Electrical features						
Efficiency	Baldor-Reliance motors meet or exceed all efficiency requirements for US, Canada & Mexico regulations	S	S	S	S	S
Torque	NEMA Design B torques	S	S	S	S	S
Service factor & temp. rise	1.15 service factor – continuous (most ratings)	S	S	S	S	S
	Class F insulation with Class B rise @ 1.0 service factor	S	S	S	S	S
Inverter ready	Super E® – meets NEMA MG1 Part 31.4.4.2	–	S	S	S	S
	12 lead wye delta connection	–	–	S	S	–
Mechanical features						
IP code	IP23 ingress protection	S	S	S	–	S
	IP44 ingress protection	–	S	–	–	S
	IP54 ingress protection	–	A	–	–	S
	IP55 ingress protection	–	S	S	–	–
	IP56 ingress protection	–	S	–	–	–
	IP68 ingress protection	–	–	–	S	–
	IP69 ingress protection	–	S	–	–	–
Enclosure	Enclosure type	ODP	ODP or TEFC	ODP or TEFC	TENV	TEFC
Frame	Heavy gauge steel frame	S	S	–	–	–
	Cast iron frame	S	S	S	S	–
	Lifting provisions positioned for easy handling in the application (motors over 70 Lbs)	S	S	S	S	S
Explosion proof	UL Listed for use in hazardous locations	–	S	–	S	–
Bearings	High performance ball bearings designs	S	S	S	S	S
Lubrication	Super-premium Mobil Polyrex™ EM series grease	S	S	S	S	S
Conduit box	Color coded and numbered leads for ease of connectivity	S	S	S	–	–
	Epoxy encapsulated lead connections	–	–	–	S	–
	Gasketed cast aluminum	–	S	S	–	–
	Gasketed cast iron frame	–	S	S	–	–
	25 feet of cable	–	–	–	S	–
Nameplate	Laser etched nameplate with highly legible font	S	S	S	S	S
Other key features						
Warranty	Warranty # months (NEMA Premium® Super-E®)	–	36	36	60	–
	Warranty # months	12	18	(841XL) 60	–	36

S = Standard A = Available through Mod Express or as custom

Fire pump, three phase, ODP, foot mounted

10 thru 300 Hp

IP23



Features:

- 1.15 SF, 40°C ambient continuous
- NEMA Design B, 60 Hz
- 230/460 and 460 Volt models rated for 50 Hz at next lower Hp
- Dual voltage motors 20 Hp and larger have 12 leads, are suitable for wye-delta or across the line start on either voltage or part winding start on low voltage
- 460V motors have 12 leads and are suitable for wye-delta, across the line or part winding start
- UL file E481231
- Exterior red paint RAL3002

Applications:

- UL listed Fire Pump motors installed per NFPA-20

Hp	RPM	NEMA Frame	Catalog Number	List Price	Disc. Sym.	"C" Dim.	Aprx. Wt. (lb)	Full Load Efficiency	Voltage	Full Load Amps	Notes (a)
10	3600	213T	**FPM3312T**	1,322	PF3	16.32	121	88.5	230/460	12	1
	1800	215T	**FPM3313T**	1,488	PF3	16.32	130	89.5	230/460	12.7	1
15	3600	215T	**FPM3314T**	1,720	PF3	16.32	131	89.5	230/460	17.7	1
	1800	254T	**FPM2513T**	1,967	PF3	21.69	205	91	230/460	17.5	1
20	3600	254T	**FPM2514T**	2,051	PF3	22.25	145	90.2	230/460	23	1
	1800	256T	**FPM2515T**	2,113	PF3	21.69	210	91	230/460	24	1
25	3600	256T	**FPM2516T**	2,293	PF3	21.69	210	91	230/460	29	1
		256T	**FPM2516T-2/4**	2,293	PF3	21.69	206	91	200/400	34	1, 33
	1800	284TS	**FPM2531TS**	2,548	PF3	23.56	236	92.4	230/460	29	1
		284TS	**FPM2531TS-2/4**	2,548	PF3	23.56	236	92.4	200/400	34	1, 33
30	3600	284TS	**FPM2534T**	2,647	PF3	22.06	235	91	230/460	35	1
		284TS	**FPM2534T-2/4**	2,647	PF3	22.06	235	91	200/400	40	1, 33
	1800	286TS	**FPM2535TS**	3,162	PF3	23.69	334	92.4	230/460	36	1
		286TS	**FPM2535TS-2/4**	3,162	PF3	23.69	375	92.4	200/400	41	1, 33
40	3600	286TS	**FPM2538T**	3,363	PF3	23.56	280	91.7	230/460	45	1
		286TS	**FPM2538T-2/4**	3,363	PF3	23.56	254	91.7	200/400	52	1, 33
	1800	324TS	**FPM2539TS**	3,515	PF3	24.69	400	93	230/460	49	1
		324TS	**FPM2539TS-2/4**	3,515	PF3	24.69	380	93	200/400	56	1, 33
50	3600	324TS	**FPM2542T**	3,835	PF3	24.69	331	92.4	230/460	58	1
		324TS	**FPM2542T-2/4**	3,835	PF3	24.69	331	92.4	200/400	67	1, 33
	1800	326TS	**FPM2543TS**	3,882	PF3	25.69	385	93	230/460	60	1
		326TS	**FPM2543TS-2/4**	3,882	PF3	25.69	385	93	200/400	70	1, 33
60	3600	326TS	**FPM2546T**	4,677	PF3	25.69	385	93	230/460	68	1
		326TS	**FPM2546T-2/4**	4,677	PF3	25.69	385	93	200/400	78	1, 33
	1800	364TS	**FPM2547TS**	4,976	PF3	25.81	480	93.6	230/460	72	1
		364TS	**FPM2547TS-2/4**	4,976	PF3	27.94	480	93.6	200/400	83	1, 33
75	3600	364TS	**FPM2549T**	6,378	PF3	27.94	485	93	230/460	84	1
		364TS	**FPM2549T-2/4**	6,378	PF3	27.94	485	93	200/400	96	1, 33
	1800	365TS	**FPM2551TS**	5,598	PF3	29.94	570	94.1	230/460	87	1
		365TS	**FPM2551TS-2/4**	5,598	PF3	29.94	570	94.1	200/400	100	1, 33
100	3600	365TS	**FPM2550T**	6,922	PF3	28.94	533	93	230/460	113	1
		365TS	**FPM2550T-2/4**	6,922	PF3	28.94	533	93	200/400	130	1, 33
	1800	404TS	**FPM2555TS**	8,407	PF3	31.85	597	94.1	230/460	117	1
		404TS	**FPM2555TS-2/4**	8,407	PF3	31.85	597	94.1	200/400	135	1, 33
125	3600	404TS	**FPM2554T-4**	9,635	PF3	31.85	660	93.6	460	138	1
	1800	405TS	**FPM2559TS-4**	9,919	PF3	33.60	590	94.5	460	145	1
150	3600	405TS	**FPM2556T-4**	11,830	PF3	31.85	600	93.6	460	164	1
	1800	444TS	**FPM2558TS-4**	11,560	PF3	35.88	1579	95	460	167	
200	3600	444TS	**FPM2562T-4**	15,174	PF3	35.88	1449	94.5	460	232	
	1800	445TS	**FPM2563TS-4**	14,220	PF3	35.88	1718	95	460	224	
250	3600	445TS	**FPM2565T-4**	15,975	PF3	35.88	1737	94.5	460	288	
	1800	445TS	**FPM2566TS-4**	16,184	PF3	35.88	1844	95.4	460	272	
300	3600	445TS	**FPM2568T-4**	23,699	PF3	35.88	1697	95	460	339	

(a) See notes on inside back flap. Cast iron frame

Fire pump, three phase, ODP, foot mounted

Hp	RPM	NEMA Frame	Catalog Number	List Price	Disc. Sym.	"C" Dim.	Aprx. Wt. (lb)	Full Load Efficiency	Voltage	Full Load Amps	Notes (a)
575 volt											
20	3600	254T	**FPM2514T-5**	2,051	PF3	22.25	145	90.2	575	18.5	
	1800	256T	**FPM2515T-5**	2,113	PF3	21.69	231	91.0	575	19.6	
25	3600	256T	**FPM2516T-5**	2,293	PF3	21.69	223	91.0	575	23	
	1800	284TS	**FPM2531TS-5**	2,548	PF3	23.56	320	92.4	575	23	
30	3600	284TS	**FPM2534T-5**	2,647	PF3	22.06	240	91.0	575	28	
	1800	286TS	**FPM2535TS-5**	3,162	PF3	23.69	420	92.4	575	29	
40	3600	286TS	**FPM2538T-5**	3,363	PF3	23.56	287	91.7	575	36	
	1800	324TS	**FPM2539TS-5**	3,515	PF3	24.69	400	93.0	575	39	
50	3600	324TS	**FPM2542T-5**	3,835	PF3	24.69	449	92.4	575	46	
	1800	326TS	**FPM2543TS-5**	3,882	PF3	25.69	452	93.0	575	49	
60	3600	326TS	**FPM2546T-5**	4,677	PF3	25.69	449	93.0	575	54	
	1800	364TS	**FPM2547TS-5**	4,976	PF3	25.81	480	93.6	575	57	
75	3600	364TS	**FPM2549T-5**	6,378	PF3	25.81	480	93.0	575	67	
	1800	365TS	**FPM2551TS-5**	5,598	PF3	27.81	573	94.1	575	69	
100	3600	365TS	**FPM2550T-5**	6,922	PF3	26.81	525	93.0	575	90	
	1800	404TS	**FPM2555TS-5**	8,407	PF3	31.85	648	94.1	575	93	

(a) See notes on inside back flap.

Fire pump, three phase, ODP, footless, close-coupled pump

10 thru 100 Hp

IP23

Features:

- 1.15 SF, 40°C ambient continuous
- NEMA Design B, 60 Hz
- 230/460 Volt models rated for 50 Hz at next lower Hp
- Dual voltage motors 20 Hp and larger have 12 leads, are suitable for wye-delta or across the line start on either voltage or part winding start on low voltage
- Vertical lifting
- UL file E481231
- Exterior red paint RAL3002

Applications:

- UL listed Fire Pump motors installed per NFPA-20

Hp	RPM	NEMA Frame	Catalog Number	List Price	Disc. Sym.	"C" Dim.	Aprx. Wt. (lb)	Full Load Efficiency	Voltage	Full Load Amps	Notes (a)
10	3600	213JP	**VJPFPM3312T**	1,397	PF3	24.41	121	88.5	230/460	12	1
		213JP	**VJPFPM3312T-2/4**	1,397	PF3	24.41	121	88.5	200/400	12	1, 33
	1800	215JP	**VJPFPM3313T**	1,559	PF3	24.41	130	89.5	230/460	12.7	1
15	3600	215JP	**VJPFPM3314T**	1,795	PF3	24.41	131	89.5	230/460	17.7	1
		215JP	**VJPFPM3314T-2/4**	1,795	PF3	24.41	131	89.5	200/400	20.4	1, 33
	1800	254JP	**VJPFPM2513T**	2,230	PF3	28.07	220	91	230/460	17.5	1
20	3600	254JP	**VJPFPM2514T**	2,389	PF3	27.66	145	90.2	230/460	23	1
		254JP	**VJPFPM2514T-2/4**	2,389	PF3	27.66	145	90.2	200/400	26.5	1, 33
	1800	256JP	**VJPFPM2515T**	2,497	PF3	28.07	231	91	230/460	24	1
25	3600	256JP	**VJPFPM2516T**	2,745	PF3	28.07	221	91	230/460	29	1
		256JP	**VJPFPM2516T-2/4**	2,745	PF3	28.07	221	91	200/400	34	1, 33
	1800	284JP	**VJPFPM2531T**	3,062	PF3	31.44	272	91.7	230/460	29	1
30	3600	284JP	**VJPFPM2534T**	3,250	PF3	29.23	235	91	230/460	35	1
		284JP	**VJPFPM2534T-2/4**	3,250	PF3	29.23	235	91	200/400	40	1, 33
	1800	286JP	**VJPFPM2535T**	3,758	PF3	29.25	375	92.4	230/460	36	1
40	3600	286JP	**VJPFPM2538T**	3,885	PF3	31.44	263	91.7	230/460	45	1
		286JP	**VJPFPM2538T-2/4**	3,885	PF3	31.44	263	91.7	200/400	52	1, 33
	1800	324JP	**VJPFPM2539T**	4,519	PF3	31.13	375	93	230/460	49	1
50	3600	324JP	**VJPFPM2542T**	4,841	PF3	31.13	331	92.4	230/460	58	1
		324JP	**VJPFPM2542T-2/4**	4,841	PF3	31.13	331	92.4	200/400	67	1, 33
	1800	326JP	**VJPFPM2543T**	5,030	PF3	32.13	378	93	230/460	60	1
60	3600	326JP	**VJPFPM2546T**	5,730	PF3	32.13	385	93	230/460	68	1
		326JP	**VJPFPM2546T-2/4**	5,730	PF3	32.13	385	93	200/400	78	1, 33
	1800	364JP	**VJPFPM2547T**	6,232	PF3	32.50	480	93.6	230/460	72	1
75	3600	364JP	**VJPFPM2549T**	7,728	PF3	32.50	472	93	230/460	84	1
		364JP	**VJPFPM2549T-2/4**	7,728	PF3	32.50	472	93	200/400	96	1, 33
	1800	365JP	**VJPFPM2551T**	7,275	PF3	34.50	565	94.1	230/460	87	1
100	3600	365JP	**VJPFPM2550T**	8,245	PF3	33.50	523	93	230/460	113	1
		365JP	**VJPFPM2550T-2/4**	8,245	PF3	33.50	523	93	200/400	130	1, 33

(a) See notes on inside back flap

Fire pump, three phase, ODP, footless, close-coupled pump

Hp	RPM	NEMA Frame	Catalog Number	List Price	Disc. Sym.	"C" Dim.	Aprx. Wt. (lb)	Full Load Efficiency	Voltage	Full Load Amps	Notes (a)
575 volt											
20	3600	254JP	**VJPFPM2514T-5**	2,389	PF3	27.66	145	90.2	575	18.5	
	1800	256JP	**VJPFPM2515T-5**	2,497	PF3	28.07	208	91.0	575	19.6	
25	3600	256JP	**VJPFPM2516T-5**	2,745	PF3	28.07	219	91.0	575	23	
	1800	284JP	**VJPFPM2531T-5**	3,062	PF3	31.44	322	92.4	575	23	
30	3600	284JP	**VJPFPM2534T-5**	3,250	PF3	29.23	266	91.0	575	28	
	1800	286JP	**VJPFPM2535T-5**	3,758	PF3	29.25	396	92.4	575	29	
40	3600	286JP	**VJPFPM2538T-5**	3,885	PF3	31.44	303	91.7	575	36	
	1800	324JP	**VJPFPM2539T-5**	4,519	PF3	31.13	530	93.0	575	39	
50	3600	324JP	**VJPFPM2542T-5**	4,841	PF3	31.13	396	92.4	575	46	
	1800	326JP	**VJPFPM2543T-5**	5,030	PF3	32.13	396	93.0	575	49	
60	3600	326JP	**VJPFPM2546T-5**	5,730	PF3	32.13	380	93.0	575	54	
	1800	364JP	**VJPFPM2547T-5**	6,232	PF3	32.50	475	93.6	575	57	
75	3600	364JP	**VJPFPM2549T-5**	7,728	PF3	32.50	648	93.0	575	67	
	1800	365JP	**VJPFPM2551T-5**	7,275	PF3	34.50	565	94.1	575	69	
100	3600	365JP	**VJPFPM2550T-5**	8,245	PF3	33.50	523	93.0	575	90	

(a) See notes on inside back flap.

Jet pump, single phase, TEFC

1/3 thru 2 Hp

IP44

Features:

- Automatic thermal overload protection
- Corrosion resistant stainless steel shaft extension
- Slotted opposite DE shaft for easy installation
- Superior switch design provides optimized torque profiles
- Dynamically balanced rotor to reduce noise and increase bearing life

Applications:

- Industrial pumps
- Swimming pool pumps
- General purpose pumps
- Commercial machinery
- Food and beverage
- Wastewater
- Agricultural

Hp	RPM	NEMA Frame	Catalog Number	List Price	Disc. Sym.	"C" Dim.	Aprx. Wt. (lb)	Full Load Efficiency	Voltage	Full Load Amps	Notes (a)
Foot mounted											
1/3	1800	56J	**CJL3501A**	455	PJ1	11.84	23	60	115/230	3	30
1/2	1800	56J	**CJL3504A**	536	PJ1	12.47	28	68	115/230	3.7	30
3/4	1800	56J	**CJL3507A**	653	PJ1	12.97	35	74	115/230	4.1	30
1	3600	56J	**CJL3509A**	661	PJ1	13.74	39	66	115/230	6	30
1 1/2	3600	56J	**CJL3513A**	726	PJ1	13.74	47	70	115/230	8.3	30
2	3600	56J	**CJL3515A**	853	PJ1	14.62	51	74	115/230	11.5	30
Footless											
1/3	3600	56J	**JL3405A**	337	PJ1	11.85	19	60	115/230	3	30
	1800	56J	**JL3501A**	421	PJ1	11.85	22	60	115/230	3	30
1/2	3600	56J	**JL3503A**	386	PJ1	12.85	26	62	115/230	3.7	30
	1800	56J	**JL3504A**	489	PJ1	12.85	27	68	115/230	3.7	30
3/4	3600	56J	**JL3506A**	460	PJ1	12.85	29	66	115/230	5.4	30
	1800	56J	**JL3507A**	580	PJ1	12.97	33	74	115/230	4.1	30
1	3600	56J	**JL3509A**	562	PJ1	13.74	42	66	115/230	6	30
	1800	56J	**JL3510A**	666	PJ1	13.74	40	67	115/230	6.2	30
1 1/2	3600	56J	**JL3513A**	666	PJ1	13.74	45	70	115/230	8.3	30
	1800	56J	**JL3514A**	730	PJ1	14.62	51	75.5	115/230	8	30
2	3600	56J	**JL3515A**	782	PJ1	14.62	54	74	115/230	11.5	30
	1800	56J	**JL3516A**	831	PJ1	14.62	52	78	115/230	8.6	20, 30

(a) See notes on inside back flap.

All threaded shaft, single phase motors are connected single rotation - CCW when viewing drive end.

All above ratings can be UL 1081 compliant through MOD Express®.

See M30A in the MOD Express program section of this catalog for more details.

Jet pump, single phase, ODP

1/3 thru 3 Hp

IP23

Features:

- Automatic thermal overload protection
- Corrosion resistant stainless steel shaft extension
- Slotted opposite DE shaft for easy installation
- Superior switch design provides optimized torque profiles
- Optimized airflow design providing higher horsepower in a smaller package

Applications:

- Industrial pumps
- Swimming pool pumps
- General purpose pumps
- Commercial machinery
- Food and beverage
- Wastewater
- Agricultural

Hp	RPM	NEMA Frame	Catalog Number	List Price	Disc. Sym.	"C" Dim.	Aprx. Wt. (lb)	Full Load Efficiency	Voltage	Full Load Amps	Notes (a)
Foot mounted											
1/3	3600	56J	**CJL1205A**	332	PJ1	11.91	23	58	115/230	3.1	
	1800	56J	**CJL1301A**	497	PJ1	11.89	23	60	115/208-230	3	30
1/2	3600	56J	**CJL1303A**	344	PJ1	12.51	30	66	115/230	3.7	
	1800	56J	**CJL1304A**	562	PJ1	12.14	25	62	115/230	4.2	30
3/4	3600	56J	**CJL1306A**	439	PJ1	13.39	30	69	115/230	5.5	
	1800	56J	**CJL1307A**	644	PJ1	12.25	35	63	115/230	5.4	
1	3600	56J	**CJL1309A**	450	PJ1	13.89	32	65	115/208-230	7	30
1 1/2	3600	56J	**CJL1313A**	624	PJ1	13.89	37	78.5	115/230	6.5	
2	3600	56J	**CJL1317A**	835	PJ1	13.25	45	70	115/230	13	30
Footless											
1/3	3600	56J	**JL1205A**	291	PJ1	11.89	25	58	115/230	3.1	
	1800	56J	**JL1301A**	335	PJ1	11.89	23	60	115/230	3	30
1/2	3600	56J	**JL1303A**	327	PJ1	12.51	26	66	115/230	3.7	
	1800	56J	**JL1304A**	394	PJ1	12.14	25	62	115/230	4.2	30
3/4	3600	56J	**JL1306A**	430	PJ1	13.39	33	69	115/230	5.5	
	1800	56J	**JL1307A**	497	PJ1	13.89	33	68	115/230	5.1	30
1	3600	56J	**JL1309A**	446	PJ1	13.89	32	65	115/230	7	30
1 1/2	3600	56J	**JL1313A**	622	PJ1	13.89	36	78.5	115/230	6.5	
2	3600	56J	**JL1317A**	767	PJ1	13.25	45	70	115/230	13	30
3	3600	56J	**JL1323A**	787	PJ1	14.13	52	82.5	230	13	30

(a) See notes on inside back flap.
All threaded shaft, single phase motors are connected single rotation - CCW when viewing drive end.
All above ratings can be UL 1081 compliant through MOD Express®.
See M30A in the MOD Express program section of this catalog for more details.

Jet pump, three phase, TEFC

1/3 thru 3 Hp

IP44

Features:

- Corrosion resistant stainless steel shaft extension
- Slotted opposite DE shaft for easy installation
- Dynamically balanced rotor to reduce noise and increase bearing life

Applications:

- Industrial pumps
- Swimming pool pumps
- General purpose pumps
- Commercial machinery
- Food and beverage
- Wastewater
- Agricultural

Hp	RPM	NEMA Frame	Catalog Number	List Price	Disc. Sym.	"C" Dim.	Aprx. Wt. (lb)	Full Load Efficiency	Voltage	Full Load Amps	Notes (a)
Footless											
1/3	3600	56J	**JM3457**	351	PJ3	11.84	19	62	230/460	0.8	30
	1800	56J	**JM3458**	380	PJ3	11.84	21	68	230/460	0.8	30
1/2	3600	56J	**JM3460**	380	PJ3	11.84	21	70	230/460	1.2	30
	1800	56J	**JM3461**	448	PJ3	11.84	23	74	230/460	1	30
3/4	3600	56J	**JM3463**	416	PJ3	11.84	23	74	208-230/460	1.5	
	1800	56J	**JM3542**	484	PJ3	11.84	26	75.5	208-230/460	1.5	
1	3600	56J	**EJM3545**	651	PJ3	12.47	27	77	230/460	1.6	30
	1800	56J	**EJM3546**	748	PJ3	13.74	37	85.5	230/460	1.7	30
1 1/2	3600	56J	**EJM3550**	736	PJ3	12.72	38	84	230/460	1.9	30
	1800	56J	**EJM3554**	830	PJ3	13.74	41	86.5	230/460	2.3	1, 30
2	3600	56J	**EJM3555**	805	PJ3	13.74	41	85.5	230/460	2.5	30
	1800	56J	**EJM3558**	877	PJ3	14.62	48	86.5	230/460	2.9	1, 30
3	3600	56J	**EJM3559**	881	PJ3	14.62	50	86.5	230/460	3.6	1, 30
Foot mounted											
1/2	1800	56J	**CJM3538**	475	PJ3	11.84	23	74	230/460	1	30
3/4	1800	56J	**CJM3542**	503	PJ3	11.84	25	75.5	208-230/460	1.5	
575 volts											
1/2	3600	56J	**JM3460-5**	380	PJ3	11.84	21	68	575	1	
3/4	3600	56J	**JM3463-5**	416	PJ3	11.84	23	74	575	1.2	
1	3600	56J	**EJM3545-5**	651	PJ3	12.47	27	77	575	1.2	
2	3600	56J	**EJM3555-5**	805	PJ3	13.74	41	85.5	575	2	
3	3600	56J	**EJM3559-5**	881	PJ3	14.62	50	86.5	575	2.9	

(a) See notes on inside back flap.

All above ratings can be UL 1081 compliant through MOD Express®.

See M30A in the MOD Express program section of this catalog for more details.

Jet pump, three phase, ODP

1/3 thru 3 Hp

IP23

Features:

- Corrosion resistant stainless steel shaft extension
- Slotted opposite DE shaft for easy installation
- Dynamically balanced rotor to reduce noise and increase bearing life
- Optimized airflow design providing higher horsepower in a smaller package

Applications:

- Industrial pumps
- Swimming pool pumps
- General purpose pumps
- Commercial machinery
- Food and beverage
- Wastewater
- Agricultural

Hp	RPM	NEMA Frame	Catalog Number	List Price	Disc. Sym.	"C" Dim.	Aprx. Wt. (lb)	Full Load Efficiency	Voltage	Full Load Amps	Notes (a)
Footless											
1/3	3600	56J	**JM3006**	320	PJ3	11.72	19	62	230/460	0.8	30
1/2	3600	56J	**JM3107**	338	PJ3	11.72	21	70	230/460	1.2	30
	1800	56J	**JM3108**	404	PJ3	11.85	23	74	230/460	1	30
3/4	3600	56J	**JM3111**	401	PJ3	11.72	23	74	208-230/460	1.5	
	1800	56J	**JM3112**	446	PJ3	12.34	27	75.5	208-230/460	1.5	
1	3600	56J	**JM3115**	446	PJ3	12.34	32	77	230/460	1.6	30
	1800	56J	**JM3116**	489	PJ3	13.22	30	78.5	208-230/460	1.7	1
1 1/2	3600	56J	**JM3120**	532	PJ3	13.22	30	74	230/460	2.2	30
	1800	56J	**JM3154**	582	PJ3	13.72	34	77	208-230/460	2.8	
2	3600	56J	**JM3155**	632	PJ3	13.72	35	82.5	230/460	2.7	30
3	3600	56J	**JM3158**	750	PJ3	13.72	42	80	208-230/460	4	
Foot mounted											
1/3	1800	56J	**CJM3104**	383	PJ3	11.85	22	68	230/460	0.8	30
1/2	3600	56J	**CJM3107**	351	PJ3	11.72	22	70	230/460	1.2	30
	1800	56J	**CJM3108**	428	PJ3	11.72	24	74	230/460	1	30
3/4	3600	56J	**CJM3111**	401	PJ3	11.72	28	74	208-230/460	1.5	
	1800	56J	**CJM3112**	459	PJ3	12.34	27	75.5	208-230/460	1.5	
1	3600	56J	**CJM3115**	448	PJ3	12.34	29	77	230/460	1.6	30
1 1/2	3600	56J	**CJM3120**	546	PJ3	13.22	31	81.5	230/460	2	30
2	3600	56J	**CJM3155**	649	PJ3	13.72	34	82.5	230/460	2.7	30
3	3600	56J	**CJM3158**	768	PJ3	13.74	41	80	208-230/460	4	

(a) See notes on inside back flap.

All above ratings can be UL 1081 compliant through MOD Express®.

See M30A in the MOD Express program section of this catalog for more details.

Washdown, jet pump, three phase, TEFC, C-Face

3/4 thru 3 Hp

IP55

Features:

- 300 series stainless steel hardware and shaft extension
- Footless
- Neoprene gaskets
- Double sealed ball bearings
- Lip and V-Ring seal on DE
- White epoxy, corrosion resistant finish
- Easy removable drain plugs

Applications:

- Food processing
- Wet environment
- Pumps and wastewater

Hp	RPM	NEMA Frame	Catalog Number	List Price	Disc. Sym.	"C" Dim.	Aprx. Wt. (lb)	Full Load Efficiency	Voltage	Full Load Amps	Notes (a)
Footless											
3/4	3600	56J	**JWDM3463**	666	WDW	12.72	33	68	208-230/460	1.4	1, 30
1	3600	56J	**JEWDM3545**	1,052	WDW	12.72	38	78.5	208-230/460	1.6	1, 30
1 1/2	3600	56J	**JEWDM3550**	1,111	WDW	13.72	41	84	208-230/460	2	1, 30
2	3600	56J	**JEWDM3555**	1,234	WDW	13.72	41	85.5	230/460	2.5	1, 30
3	3600	56J	**JEWDM3559**	1,463	WDW	15.97	64	87.5	208-230/460	3.5	1, 30
Foot mounted											
3/4	3600	56J	**CJWDM3463**	671	WDW	12.72	33	68	208-230/460	1.4	1, 30
1	3600	56J	**CJEWDM3545**	1,057	WDW	12.72	38	78.5	208-230/460	1.6	1, 30
1 1/2	3600	56J	**CJEWDM3550**	1,117	WDW	13.72	41	84	208-230/460	2	1, 30
2	3600	56J	**CJEWDM3555**	1,239	WDW	13.72	41	85.5	230/460	2.5	1, 30
3	3600	56J	**CJEWDM3559**	1,468	WDW	15.98	64	87.5	208-230/460	3.5	1, 30

(a) See notes on inside back flap.

Square flange pump, ODP

1/2 thru 2 Hp

IP23

Features:

- Corrosion resistant stainless steel shaft extension
- Dynamically balanced rotor to reduce noise and increase bearing life
- Heavy gauge steel design
- Safeguard drip cover

Applications:

- Square flange pumps
- Swimming pool pumps
- General purpose pumps
- Commercial machinery
- Food and beverage
- Wastewater
- Agricultural

Hp	RPM	NEMA Frame	Catalog Number	List Price	Disc. Sym.	"C" Dim.	Aprx. Wt. (lb)	Full Load Efficiency	Voltage	Full Load Amps	Notes (a)
Single phase											
1/2	3600	56Y	**JSL325A**	376	PJ1	11.35	24	70	115/230	3.3	30
3/4	3600	56Y	**JSL425A**	399	PJ1	11.97	26	62	115/230	5.1	30
1	3600	56Y	**JSL525A**	426	PJ1	12.72	30	70	115/230	6.3	30
1 1/2	3600	56YZ	**JSL625A**	580	PJ1	14.44	42	72	115/230	9	30
2	3600	56YZ	**JSL725A**	582	PJ1	14.44	47	74	115/230	11	30
Three phase											
1/2	3600	56YZ	**JSM3107**	338	PJ3	11.40	21	70	230/460	1.2	30
3/4	3600	56YZ	**JSM3111**	400	PJ3	11.40	24	74	208-230/460	1.5	
1	3600	56YZ	**JSM3115**	443	PJ3	12.02	27	77	230/460	1.6	30
1 1/2	3600	56YZ	**JSM3120**	528	PJ3	12.77	31	81.5	230/460	2	30
2	3600	56YZ	**JSM3155**	625	PJ3	13.40	35	82.5	230/460	2.7	30

(a) See notes on inside back flap.

Close-coupled pump, single phase

3 thru 10 Hp

TEFC IP44	ODP IP23

Features:

- Oversize ball bearings for the pump industry
- Locked DE bearing to allow mounting in any configuration
- Dynamically balanced rotor to reduce noise and increase bearing life
- Superior switch design provides optimized torque profiles

Applications:

- Industrial pumps
- General purpose pumps
- Food and beverage
- Wastewater
- Agricultural
- Aggregate
- Cement

Hp	RPM	NEMA Frame	Catalog Number	List Price	Disc. Sym.	"C" Dim.	Aprx. Wt. (lb)	Full Load Efficiency	Voltage	Full Load Amps	Notes (a)
Totally enclosed fan cooled, mechanical seal, Type JM											
3	3600	182JM	**JML3606T**	1,113	PC1	18.06	79	76	115/230	14.5	1, 30
5	3600	184JM	**JML3608T**	1,483	PC1	19.55	93	83	230	19.5	2, 20
Open drip proof, mechanical seal, Type JM											
3	3600	182JM	**JML1406T**	1,062	PC1	16.50	69	78	115/208-230	14	
	1800	184JM	**JML1408T**	1,217	PC1	16.50	80	78	115/230	16	30
5	3600	184JM	**JML1409T**	1,499	PC1	16.50	81	80	230	21.5	1, 30
	1800	213JM	**JML1508T**	1,727	PC1	18.19	115	77	230	27	
7 1/2	3600	213JM	**JML1509T**	2,150	PC1	18.19	116	81	230	37	30
	1800	215JM	**JML1510T**	2,274	PC1	19.31	142	85.5	230	31	30
10	3600	215JM	**JML1511T**	2,644	PC1	19.31	141	83	230	46	20, 30
	1800	215JM	**JML1512T**	2,815	PC1	20.95	150	84	230	41	20, 30
Open drip proof, packed pump, Type JP											
3	3600	182JP	**JPL1406T**	1,062	PC1	19.57	76	78	115/230	14	30
	1800	184JP	**JPL1408T**	1,217	PC1	19.57	87	78	115/230	16	30
5	3600	184JP	**JPL1409T**	1,499	PC1	19.57	88	80	230	21.5	1, 30
	1800	213JP	**JPL1508T**	1,727	PC1	22.07	117	77	230	27	
7 1/2	3600	213JP	**JPL1509T**	2,150	PC1	22.07	121	81	230	37	30
	1800	215JP	**JPL1510T**	2,274	PC1	23.19	143	85.5	230	31	30
10	3600	215JP	**JPL1511T**	2,644	PC1	23.19	148	83	230	46	20, 30
	1800	215JP	**JPL1512T**	2,815	PC1	20.95	142	84	230	41	20, 30
Open drip proof, west coast fit, Type TCZ											
3	3600	182TCZ	**WCL1406T**	1,069	PC1	19.69	81	78	115/230	14	30
	1800	184TCZ	**WCL1408T**	1,226	PC1	19.69	91	78	115/230	16	30
5	3600	184TCZ	**WCL1409T**	1,513	PC1	19.69	91	75	230	23	1, 30
	1800	213TCZ	**WCL1508T**	1,742	PC1	21.25	116	77	230	27	
7 1/2	3600	213TCZ	**WCL1509T**	2,164	PC1	21.25	117	81	230	37	30
10	3600	215TCZ	**WCL1511T**	2,669	PC1	22.38	143	83	230	46	20, 30

(a) See notes on inside back flap.

Close-coupled pump, three phase, foot mounted, with internal Aegis® Bearing Protection Ring

1 thru 50 hp

AEGIS SGR BEARING PROTECTION RING
AEGIS INSTALLED

TEFC IP44

ODP IP23

Features:

- Internal grounding brush for bearing current mitigation on DE retainer ring
- Class H insulation for increased protection on Inverter use
- Oversize ball bearings for the pump industry
- Locked DE bearing to allow mounting in any configuration
- Designed for longevity with a 3 year warranty on premium efficient Super-E® motors
- Suitable for Inverter use per NEMA MG1 Part 31.4.4.2

Applications:

- Commercial pumps
- Pairing with a speed drive
- General purpose pumps
- Industrial pumps
- Food and beverage
- Agricultural

Hp	RPM	NEMA Frame	Catalog Number	List Price	Disc. Sym.	"C" Dim.	Aprx. Wt. (lb)	Full Load Efficiency	Voltage	Full Load Amps	Notes (a)
Totally enclosed fan cooled											
1	1800	143JM	**EJMM3546T-G**	922	PC3	15.41	37	85.5	230/460	1.5	30
1 1/2	3600	143JM	**EJMM3550T-G**	917	PC3	15.41	38	86.5	230/460	1.9	30
	1800	143JM	**EJMM3554T-G**	1,066	PC3	15.41	41	84	230/460	2.2	30
2	3600	145JM	**EJMM3555T-G**	1,041	PC3	15.41	41	85.5	230/460	2.5	30
	1800	145JM	**EJMM3558T-G**	1,113	PC3	15.41	45	86.5	230/460	2.9	30
3	3600	182JM	**EJMM3610T-G**	1,157	PC3	16.91	60	86.5	230/460	3.6	30
	1800	182JM	**EJMM3611T-G**	1,252	PC3	18.06	76	89.5	230/460	4.2	30
5	3600	184JM	**EJMM3613T-G**	1,333	PC3	18.06	81	88.5	230/460	5.9	30
	1800	184JM	**EJMM3615T-G**	1,255	PC3	19.56	93	89.5	230/460	6.7	30
7 1/2	3600	213JM	**EJMM3709T-G**	1,735	PC3	19.76	124	89.5	230/460	9	30
	1800	213JM	**EJMM3710T-G**	1,854	PC3	20.89	134	91.7	230/460	9.4	30
10	3600	215JM	**EJMM3711T-G**	1,953	PC3	19.76	124	90.2	230/460	11.8	30
	1800	215JM	**EJMM3714T-G**	2,133	PC3	22.38	165	91.7	230/460	12	30
15	3600	254JM	**EJMM2394T-G**	3,384	PC3	25.30	260	91	230/460	17.5	30
	1800	254JM	**EJMM2333T-G**	3,357	PC3	25.30	265	92.4	230/460	18.1	30
20	3600	256JM	**EJMM4106T-G**	3,697	PC3	25.30	274	91	230/460	23	30
	1800	256JM	**EJMM2334T-G**	3,750	PC3	25.30	308	93	230/460	24	30
25	3600	284JM	**EJMM4107T-G**	4,349	PC3	26.96	265	91.7	230/460	29	30
	1800	284JM	**EJMM4103T-G**	4,207	PC3	26.96	437	93.6	230/460	31	30
30	3600	286JM	**EJMM4108T-G**	6,046	PC3	26.96	299	91.7	230/460	34	30
	1800	286JM	**EJMM4104T-G**	5,691	PC3	28.64	437	93.6	230/460	38	30
40	3600	324JM	**EJMM4109T-G**	6,411	PC3	30.64	470	92.4	230/460	45	30
	1800	324JM	**EJMM4110T-G**	6,977	PC3	30.64	578	94.1	230/460	48	30
50	3600	326JM	**EJMM4114T-G**	7,733	PC3	30.65	575	93	230/460	56	30
	1800	326JM	**EJMM4115T-G**	7,837	PC3	30.65	700	94.5	230/460	58	30

(a) See notes on inside back flap.
Cast iron frame
Red catalog number indicates **NEW** product.

Close-coupled pump, three phase, foot mounted, with internal Aegis® Bearing Protection Ring

Hp	RPM	NEMA Frame	Catalog Number	List Price	Disc. Sym.	"C" Dim.	Aprx. Wt. (lb)	Full Load Efficiency	Voltage	Full Load Amps	Notes (a)
Open drip proof											
1	1800	143JM	**EJMM3116T-G**	873	PC3	13.75	37	85.5	230/460	1.5	30
1 1/2	1800	145JM	**EJMM3154T-G**	931	PC3	13.75	41	86.5	230/460	2.2	30
2	1800	145JM	**EJMM3157T-G**	1,003	PC3	14.25	44	86.5	230/460	2.9	30
3	3600	145JM	**EJMM3158T-G**	1,116	PC3	15.13	51	85.5	230/460	3.8	30
	1800	182JM	**EJMM3211T-G**	1,134	PC3	16.50	74	89.5	230/460	4.2	30
5	3600	182JM	**EJMM3212T-G**	1,340	PC3	15.12	64	86.5	230/460	6	30
	1800	184JM	**EJMM3218T-G**	1,255	PC3	18.00	88	89.5	230/460	6.6	30
7 1/2	3600	184JM	**EJMM3219T-G**	1,546	PC3	16.50	78	88.5	230/460	8.6	30
	1800	213JM	**EJMM3311T-G**	1,831	PC3	18.19	120	91	230/460	9.7	30
10	3600	213JM	**EJMM3312T-G**	1,984	PC3	18.19	121	89.5	230/460	12	30
	1800	215JM	**EJMM3313T-G**	1,959	PC3	19.31	132	91.7	230/460	12.5	30
15	3600	215JM	**EJMM3314T-G**	2,479	PC3	18.19	134	90.2	230/460	17.5	30
	1800	254JM	**EJMM2513T-G**	2,804	PC3	23.19	213	93	230/460	17.7	30
20	3600	254JM	**EJMM2514T-G**	3,045	PC3	23.19	185	91	230/460	23.5	30
	1800	256JM	**EJMM2515T-G**	3,260	PC3	24.69	255	93	230/460	24	30
25	3600	256JM	**EJMM2516T-G**	3,850	PC3	23.19	233	91.7	230/460	28	30
	1800	284JM	**EJMM2531T-G**	3,958	PC3	25.94	377	93.6	230/460	30	30
30	3600	284JM	**EJMM2534T-G**	4,512	PC3	24.69	320	91.7	230/460	35	30
	1800	286JM	**EJMM2535T-G**	4,570	PC3	26.94	378	94.1	230/460	36	30
40	3600	286JM	**EJMM2538T-G**	5,493	PC3	24.69	330	92.4	230/460	46	30
	1800	324JM	**EJMM2539T-G**	5,820	PC3	27.44	378	94.1	230/460	49	30
50	3600	324JM	**EJMM2542T-G**	6,080	PC3	27.44	375	93	230/460	56	30
	1800	326JM	**EJMM2543T-G**	6,287	PC3	27.94	497	94.5	230/460	57	30

(a) See notes on inside back flap.
Red catalog number indicates **NEW** product.

Close-coupled pump, three phase, TEFC

1 thru 50 Hp

IP44

Features:

- Oversize ball bearings for the pump industry
- Locked DE bearing to allow mounting in any configuration
- Designed for longevity with a 3 year warranty on premium efficient Super-E® motors
- Suitable for Inverter use per NEMA MG1 Part 31.4.4.2

Applications:

- General purpose pumps
- Industrial applications
- Commercial pumps
- Food and beverage
- Wastewater
- Agricultural
- Aggregate

Hp	RPM	NEMA Frame	Catalog Number	List Price	Disc. Sym.	"C" Dim.	Aprx. Wt. (lb)	Full Load Efficiency	Voltage	Full Load Amps	Notes (a)
230/460 volts											
1	1800	143JM	**EJMM3546T**	827	PC3	15.43	40	85.5	230/460	1.5	1, 30
1 1/2	3600	143JM	**EJMM3550T**	822	PC3	15.43	47	84	230/460	1.9	1, 30
	1800	145JM	**EJMM3554T**	881	PC3	15.43	44	86.5	230/460	2.2	1, 30
		145JP	**EJPM3554T**	971	PC3	18.50	41	86.5	230/460	2.2	1, 30
2	3600	145JM	**EJMM3555T**	946	PC3	15.43	47	85.5	230/460	2.5	1, 30
		145JP	**EJPM3555T**	946	PC3	18.49	41	85.5	230/460	2.5	1, 30
	1800	145JM	**EJMM3558T**	1,066	PC3	15.43	50	86.5	230/460	2.9	1, 30
		145JP	**EJPM3558T**	1,018	PC3	19.37	48	86.5	230/460	2.9	1, 30
3	3600	145JM	**EJMM3559T**	1,022	PC3	16.31	54	86.5	230/460	3.6	1, 30
		145JP	**EJPM3559T**	1,022	PC3	19.37	50	86.5	230/460	3.6	1, 30
		182JM	**EJMM3610T**	1,210	PC3	16.81	56	86.5	230/460	3.6	1, 30
		182JP	**EJPM3610T**	1,138	PC3	19.87	50	86.5	230/460	3.6	1, 30
	1800	182JM	**EJMM3611T**	1,146	PC3	18.06	76	89.5	230/460	4.2	1, 30
		182JP	**EJPM3611T**	1,146	PC3	21.11	70	89.5	230/460	4.2	1, 30
5	3600	184JM	**EJMM3613T**	1,234	PC3	18.06	79	88.5	230/460	5.9	1, 30
		184JP	**EJPM3613T**	1,234	PC3	21.11	81	88.5	230/460	5.6	1, 30
	1800	184JM	**EJMM3615T**	1,047	PC3	19.56	93	89.5	230/460	6.7	1, 30
		184JP	**EJPM3615T**	1,175	PC3	22.61	96	89.5	230/460	6.9	1, 30
7 1/2	3600	184JM	**EJMM3616T**	1,392	PC3	19.56	101	89.5	230/460	8.4	1, 30
		184JP	**EJPM3616T**	1,546	PC3	22.61	96	89.5	230/460	9.7	1, 30
		213JM	**EJMM3709T**	1,474	PC3	19.76	125	89.5	230/460	9	1, 30
		213JP	**EJPM3709T**	1,799	PC3	23.64	121	89.5	230/460	9	1, 30
		213TCZ	**EWCM3709T**	1,764	PC3	23.45	96	89.5	230/460	9.7	1, 30
	1800	213JM	**EJMM3710T**	1,660	PC3	20.88	134	91.7	230/460	9.4	1, 30
		213JP	**EJPM3710T**	1,660	PC3	24.79	129	91.7	230/460	10.7	1, 30
		213TCZ	**EWCM3710T**	1,625	PC3	23.95	129	91.7	230/460	10.7	1, 30
10	3600	215JM	**EJMM3711T**	1,819	PC3	19.76	130	90.2	230/460	11.8	1, 30
		215JP	**EJPM3711T**	1,819	PC3	23.64	118	90.2	230/460	11.8	1, 30
		215TCZ	**EWCM3711T**	1,784	PC3	22.82	118	90.2	230/460	11.8	1, 30
	1800	215JM	**EJMM3714T**	1,872	PC3	22.39	165	91.7	230/460	12	1, 30
		215JP	**EJPM3714T**	1,872	PC3	26.29	165	91.7	230/460	12	1, 30
		215TCZ	**EWCM3714T**	1,796	PC3	25.45	187	91.7	230/460	12.6	1, 30
15	3600	215JM	**EJMM3713T**	2,549	PC3	22.39	169	91	230/460	17	1, 30
		215JP	**EJPM3713T**	2,429	PC3	26.29	169	91	230/460	17	1, 30
		215TCZ	**EWCM3713T**	2,394	PC3	25.45	169	91	230/460	17	1, 30
		254JM	**EJMM2394T**	3,234	PC3	25.30	257	91	230/460	17.5	1, 30
		254JP	**EJPM2394T**	3,234	PC3	28.16	260	91	230/460	17.8	1, 30
	1800	254JM	**EJMM2333T**	3,064	PC3	25.30	265	92.4	230/460	18.5	1, 30
		254JP	**EJPM2333T**	3,064	PC3	28.16	265	92.4	230/460	18.5	1, 30
20	3600	256JM	**EJMM4106T**	3,480	PC3	25.30	281	91	230/460	23	1, 30
		256JP	**EJPM4106T**	3,480	PC3	28.16	264	91	230/460	23	1, 30
	1800	256JM	**EJMM2334T**	3,510	PC3	25.30	304	93	230/460	24	1, 30
		256JP	**EJPM2334T**	3,510	PC3	28.16	300	93	230/460	24	1, 30

(a) See notes on inside back flap.

Cast iron frame

Close-coupled pump, three phase, TEFC

Hp	RPM	NEMA Frame	Catalog Number	List Price	Disc. Sym.	"C" Dim.	Aprx. Wt. (lb)	Full Load Efficiency	Voltage	Full Load Amps	Notes (a)
230/460 volts (continued)											
25	3600	284JM	**EJMM4107T**	3,955	PC3	26.96	353	91.7	230/460	29	20, 30
		284JP	**EJPM4107T**	3,955	PC3	29.84	349	91.7	230/460	29	20, 30
	1800	284JM	**EJMM4103T**	4,097	PC3	28.64	387	93.6	230/460	30	1, 30
		284JP	**EJPM4103T**	4,097	PC3	31.51	412	93.6	230/460	30	1, 30
30	3600	286JM	**EJMM4108T**	5,439	PC3	28.64	406	91.7	230/460	33	1, 30
		286JP	**EJPM4108T**	5,439	PC3	31.51	405	91.7	230/460	35	1, 30
	1800	286JM	**EJMM4104T**	5,794	PC3	28.64	422	93.6	230/460	36	1, 30
		286JP	**EJPM4104T**	5,794	PC3	31.51	452	93.6	230/460	36	1, 30
40	3600	324JM	**EJMM4109T**	6,159	PC3	30.64	487	92.4	230/460	45	1, 30
		324JP	**EJPM4109T**	6,159	PC3	33.51	498	92.4	230/460	45	1, 30
	1800	324JM	**EJMM4110T**	6,725	PC3	30.65	586	94.1	230/460	48	1, 30
		324JP	**EJPM4110T**	6,725	PC3	33.41	602	94.1	230/460	48	1, 30
50	3600	326JM	**EJMM4114T**	7,481	PC3	30.65	595	93	230/460	56	1, 30
		326JP	**EJPM4114T**	7,481	PC3	33.41	604	93	230/460	56	1, 30
	1800	326JM	**EJMM4115T**	7,585	PC3	30.65	624	94.5	230/460	58	1, 30
		326JP	**EJPM4115T**	7,585	PC3	33.41	646	94.5	230/460	58	1, 30
575 volts											
1	1800	143JM	**EJMM3546T-5**	889	PC3	15.43	38	85.5	575	1.2	1
1 1/2	3600	143JM	**EJMM3550T-5**	877	PC3	15.41	38	84	575	1.5	
	1800	145JM	**EJMM3554T-5**	971	PC3	15.43	41	86.5	575	1.8	1
2	3600	145JM	**EJMM3555T-5**	946	PC3	15.41	41	85.5	575	2	
	1800	145JM	**EJMM3558T-5**	1,018	PC3	15.43	45	86.5	575	2.3	1
3	3600	145JM	**EJMM3559T-5**	1,022	PC3	16.29	50	86.5	575	2.9	1
		182JM	**EJMM3610T-5**	1,138	PC3	16.69	63	86.5	575	2.9	
	1800	182JM	**EJMM3611T-5**	1,146	PC3	18.06	70	89.5	575	3.3	1
5	3600	184JM	**EJMM3613T-5**	1,234	PC3	18.06	74	88.5	575	4.7	1
	1800	184JM	**EJMM3615T-5**	1,175	PC3	19.56	93	89.5	575	5.3	1
7 1/2	3600	184JM	**EJMM3616T-5**	1,546	PC3	19.56	96	89.5	575	6.8	1
	1800	213JM	**EJMM3710T-5**	1,660	PC3	20.88	127	91.7	575	7.6	1, 35
10	3600	215JM	**EJMM3711T-5**	1,819	PC3	19.76	118	90.2	575	9.5	20
	1800	215JM	**EJMM3714T-5**	1,831	PC3	22.38	165	91.7	575	9.6	1,35
15	3600	215JM	**EJMM3713T-5**	2,429	PC3	22.38	169	91	575	13.4	1
		254JM	**EJMM2394T-5**	3,234	PC3	23.07	225	91	575	13.5	1, 35
	1800	254JM	**EJMM2333T-5**	3,020	PC3	25.30	268	92.4	575	14.6	1, 35

(a) See notes on inside back flap.
Cast iron frame

Close-coupled pump, three phase, TEFC, footless

1 thru 20 Hp

IP44

Features:

- Oversize ball bearings for the pump industry
- Locked DE bearing to allow mounting in any configuration
- Designed for longevity with a 3 year warranty on premium efficient Super-E® motors
- Suitable for Inverter use per NEMA MG1 Part 31.4.4.2

Applications:

- General purpose pumps
- Industrial applications
- Commercial pumps
- Food and beverage
- Wastewater
- Agricultural
- Aggregate

Hp	RPM	NEMA Frame	Catalog Number	List Price	Disc. Sym.	"C" Dim.	Aprx. Wt. (lb)	Full Load Efficiency	Voltage	Full Load Amps	Notes (a)
230/460 volts											
1	1800	143JM	**VEJMM3546T**	691	PC3	14.43	38	85.5	230/460	1.5	1, 30
1 1/2	1800	145JM	**VEJMM3554T**	729	PC3	15.43	45	86.5	230/460	2.2	1, 30
2	1800	145JM	**VEJMM3558T**	873	PC3	15.43	44	86.5	230/460	2.9	1, 30
3	1800	182JM	**VEJMM3611T**	996	PC3	18.05	74	89.5	230/460	4.2	1, 30
5	1800	184JM	**VEJMM3615T**	1,175	PC3	19.55	90	89.5	230/460	6.7	1, 30
	3600	213JM	**VEJMM3709T**	1,799	PC3	19.76	121	89.5	230/460	9	1, 30
7 1/2	1800	213JM	**VEJMM3710T**	1,682	PC3	20.92	136	91.7	230/460	9.4	1, 30
10	1800	215JM	**VEJMM3714T**	1,948	PC3	22.40	165	91.7	230/460	12	1, 30
15	1800	254JM	**VEJMM2333T**	3,297	PC3	25.28	278	92.4	230/460	18.1	1, 30
20	1800	256JM	**VEJMM2334T**	3,510	PC3	25.28	303	93	230/460	24	1, 30
575 volts											
1	1800	143JM	**VEJMM3546T-5**	889	PC3	15.43	38	86.5	575	1.1	1
1 1/2	1800	145JM	**VEJMM3554T-5**	971	PC3	16.31	41	86.5	575	1.6	1
2	1800	145JM	**VEJMM3558T-5**	1,018	PC3	15.43	45	86.5	575	2.2	1
3	1800	182JM	**VEJMM3611T-5**	1,146	PC3	18.05	70	89.5	575	3.1	1
5	1800	184JM	**VEJMM3615T-5**	1,175	PC3	19.55	93	89.5	575	5.3	1
7 1/2	1800	213JM	**VEJMM3710T-5**	1,660	PC3	20.92	127	91.7	575	7.6	1, 35
10	1800	215JM	**VEJMM3714T-5**	1,831	PC3	22.42	165	91.7	575	9.6	1, 35
15	1800	254JM	**VEJMM2333T-5**	3,020	PC3	25.28	255	92.4	575	14.6	1, 35
20	1800	256JM	**VEJMM2334T-5**	3,510	PC3	25.28	303	93	575	19.2	1, 35

(a) See notes on inside back flap.
Cast iron frame

Close-coupled pump, three phase, ODP

1 thru 75 Hp

IP23

Features:

- Rodent screens to protect against trash debris
- Oversize ball bearings for the pump industry
- Locked DE bearing to allow mounting in any configuration
- Designed for longevity with a 3 year warranty on premium efficient Super-E® Motors
- Suitable for Inverter use per NEMA MG1 Part 31.4.4.2

Applications:

- General purpose pumps
- Industrial applications
- Commercial pumps
- Food and beverage
- Wastewater
- Agricultural
- Aggregate

Hp	RPM	NEMA Frame	Catalog Number	List Price	Disc. Sym.	"C" Dim.	Aprx. Wt. (lb)	Full Load Efficiency	Voltage	Full Load Amps	Notes (a)
Foot mounted, 230/460											
1	1800	143JM	**EJMM3116T**	707	PC3	13.75	38	85.5	230/460	1.5	1, 30
		143JP	**EJPM3116T**	862	PC3	16.81	38	85.5	230/460	1.5	1, 30
1 1/2	3600	143JM	**EJMM3120T**	763	PC3	13.75	34	84	230/460	2	1, 30
	1800	145JM	**EJMM3154T**	765	PC3	13.75	38	86.5	230/460	2.2	1, 30
		145JP	**EJPM3154T**	894	PC3	16.81	37	86.5	230/460	2.2	1, 30
2	3600	145JM	**EJMM3155T**	869	PC3	13.75	44	85.5	230/460	2.5	1, 30
	1800	145JM	**EJMM3157T**	837	PC3	14.25	44	86.5	230/460	2.9	1, 30
		145JP	**EJPM3157T**	947	PC3	17.31	43	86.5	230/460	2.9	1, 30
3	3600	145JM	**EJMM3158T**	950	PC3	15.13	49	85.5	230/460	3.8	1, 30
		145JP	**EJPM3158T**	878	PC3	17.31	48	85.5	230/460	3.8	1, 30
	1800	182JM	**EJMM3211T**	926	PC3	16.50	72	89.5	230/460	4.2	1, 30
		182JP	**EJPM3211T**	1,114	PC3	19.56	74	89.5	230/460	4.2	1, 30
5	3600	182JM	**EJMM3212T**	1,132	PC3	15.12	64	86.5	230/460	6	1, 30
		182JP	**EJPM3212T**	1,050	PC3	18.18	63	86.5	230/460	6	1, 30
		182TCZ	**EWCM3212T**	1,027	PC3	18.32	63	86.5	230/460	6	1, 30
	1800	184JM	**EJMM3218T**	1,047	PC3	18.00	87	89.5	230/460	6.6	1, 30
		184JP	**EJPM3218T**	1,196	PC3	21.06	92	89.5	230/460	6.6	1, 30
	1200	215JM	**EJMM3309T**	1,785	PC3	19.31	141	89.5	230/460	7.4	1, 30
7 1/2	3600	184JM	**EJMM3219T**	1,338	PC3	16.50	78	88.5	230/460	8.6	1, 30
		184JP	**EJPM3219T**	1,515	PC3	19.56	77	88.5	230/460	8.6	1, 30
		184TCZ	**EWCM3219T**	1,492	PC3	19.69	77	88.5	230/460	8.6	1, 30
	1800	213JM	**EJMM3311T**	1,715	PC3	18.19	120	91	230/460	9.7	1, 30
		213JP	**EJPM3311T**	1,715	PC3	20.94	130	91	230/460	9.3	1, 30
	1200	254JM	**EJMM2506T**	2,453	PC3	24.69	248	90.2	230/460	11	1, 30
10	3600	213JM	**EJMM3312T**	1,774	PC3	18.19	120	89.5	230/460	12	1, 30
		213JP	**EJPM3312T**	1,774	PC3	22.07	122	89.5	230/460	12	1, 30
		213TCZ	**EWCM3312T**	1,739	PC3	21.25	121	89.5	230/460	12	1, 30
	1800	215JM	**EJMM3313T**	1,698	PC3	19.31	136	91.7	230/460	12.5	1, 30
		215JP	**EJPM3313T**	1,698	PC3	23.20	138	91.7	230/460	12.5	1, 30
	1200	256JM	**EJMM2511T**	2,977	PC3	24.69	255	91.7	230/460	14.3	1, 30
15	3600	215JM	**EJMM3314T**	2,379	PC3	18.19	131	90.2	230/460	17.5	1, 30
		215JP	**EJPM3314T**	2,379	PC3	22.07	134	90.2	230/460	17.5	1, 30
		215TCZ	**EWCM3314T**	2,344	PC3	21.25	131	90.2	230/460	17.5	1, 30
	1800	254JM	**EJMM2513T**	2,511	PC3	23.19	214	93	230/460	17.7	1, 30
		254JP	**EJPM2513T**	2,511	PC3	26.06	219	93	230/460	17.7	1, 30
	1200	284JM	**EJMM2524T**	3,907	PC3	24.69	300	91.7	230/460	20.5	1, 30
20	3600	254JM	**EJMM2514T**	2,793	PC3	23.19	195	91	230/460	23.5	1, 30
		254JP	**EJPM2514T**	2,793	PC3	26.06	220	91	230/460	23.5	1, 30
	1800	256JM	**EJMM2515T**	3,008	PC3	23.19	248	93	230/460	23.5	1, 30
		256JP	**EJPM2515T**	3,008	PC3	26.06	236	93	230/460	23.5	1, 30
25	3600	256JM	**EJMM2516T**	3,598	PC3	23.19	219	91.7	230/460	28	1, 30
		256JP	**EJPM2516T**	3,598	PC3	26.06	230	91.7	230/460	28	1, 30
	1800	284JM	**EJMM2531T**	3,578	PC3	25.94	317	93.6	230/460	30	1, 30
		284JP	**EJPM2531T**	3,578	PC3	28.81	335	93.6	230/460	30	1, 30

(a) See notes on inside back flap.

Close-coupled pump, three phase, ODP

Hp	RPM	NEMA Frame	Catalog Number	List Price	Disc. Sym.	"C" Dim.	Aprx. Wt. (lb)	Full Load Efficiency	Voltage	Full Load Amps	Notes (a)
Foot mounted, 230/460 (continued)											
30	3600	284JM	**EJMM2534T**	4,260	PC3	26.56	309	91.7	230/460	33	1, 30
		284JP	**EJPM2534T**	4,260	PC3	29.44	310	91.7	230/460	33	1, 30
	1800	286JM	**EJMM2535T**	4,318	PC3	25.94	359	94.1	230/460	35	1, 30
		286JP	**EJPM2535T**	4,318	PC3	28.81	370	94.1	230/460	35	1, 30
40	3600	286JM	**EJMM2538T**	5,241	PC3	26.56	328	92.4	230/460	45	1, 30
		286JP	**EJPM2538T**	5,241	PC3	29.44	329	92.4	230/460	45	1, 30
	1800	324JM	**EJMM2539T**	5,568	PC3	27.44	417	94.1	230/460	49	1, 30
		324JP	**EJPM2539T**	5,568	PC3	30.31	378	94.1	230/460	47	1, 30
50	3600	324JM	**EJMM2542T**	5,828	PC3	26.94	421	93	230/460	58	1, 30
		324JP	**EJPM2542T**	5,828	PC3	29.81	424	93	230/460	58	1, 30
	1800	326JM	**EJMM2543T**	6,035	PC3	27.94	491	94.5	230/460	57	1, 30
		326JP	**EJPM2543T**	6,035	PC3	30.81	500	94.5	230/460	57	1, 30
60	3600	326JM	**EJMM2546T**	7,095	PC3	26.94	472	93.6	230/460	68	1, 30
	1800	364JP	**EJPM2547T**	7,451	PC3	33.19	565	95	230/460	68	1, 30
75	1800	365JP	**EJPM2551T**	8,878	PC3	36.22	597	95	230/460	87	1, 30
Foot mounted, 575 volts											
3	3600	145JM	**EJMM3158T-5**	878	PC3	14.25	48	85.5	575	3	
	1800	182JM	**EJMM3211T-5**	1,114	PC3	16.50	74	89.5	575	3.1	1
5	3600	182JM	**EJMM3212T-5**	1,050	PC3	16.50	63	90.2	575	4.5	
	1800	184JM	**EJMM3218T-5**	1,196	PC3	18.00	92	89.5	575	5.2	1
7 1/2	3600	184JM	**EJMM3219T-5**	1,515	PC3	16.50	77	88.5	575	6.9	1
	1800	213JM	**EJMM3311T-5**	1,715	PC3	18.19	120	91	575	7.4	1, 35
10	3600	213JM	**EJMM3312T-5**	1,774	PC3	19.31	137	91.7	575	9.2	
	1800	215JM	**EJMM3313T-5**	2,006	PC3	18.19	132	91.7	575	10	1
15	3600	215JM	**EJMM3314T-5**	2,379	PC3	19.31	131	90.2	575	14	1
Footless, 230/460											
1	1800	143JM	**VEJMM3116T**	707	PC3	14.43	37	85.5	230/460	1.5	1, 30
1 1/2	1800	145JM	**VEJMM3154T**	758	PC3	15.43	43	86.5	230/460	2.2	1, 30
2	1800	145JM	**VEJMM3157T**	829	PC3	15.43	46	86.5	230/460	2.9	1, 30
3	3600	145JM	**VEJMM3158T**	878	PC3	14.25	48	85.5	230/460	3.8	1, 30
	1800	184JM	**VEJMM3211T**	910	PC3	18.06	74	89.5	230/460	4.2	1, 30
5	3600	182JM	**VEJMM3212T**	1,050	PC3	16.66	63	86.5	230/460	6	1, 30
	1800	184JM	**VEJMM3218T**	1,030	PC3	19.56	84	89.5	230/460	6.6	1, 30
7 1/2	3600	184JM	**VEJMM3219T**	1,515	PC3	18.04	77	88.5	230/460	8.6	1, 30
	1800	213JM	**VEJMM3311T**	1,554	PC3	19.78	125	91	230/460	9.6	1, 30
10	3600	213JM	**VEJMM3312T**	1,774	PC3	18.19	121	89.5	230/460	12	1, 30
	1800	215JM	**VEJMM3313T**	1,682	PC3	22.41	165	91.7	230/460	12	1, 30
15	3600	215JM	**VEJMM3314T**	2,379	PC3	18.69	131	90.2	230/460	17.5	1, 30
Footless, 575 volts											
1	1800	143JM	**VEJMM3116T-5**	707	PC3	15.43	44.00	86.5	575	1.1	
1 1/2	1800	145JM	**VEJMM3154T-5**	758	PC3	16.31	51.00	86.5	575	1.6	
2	1800	145JM	**VEJMM3157T-5**	829	PC3	16.31	52.00	86.5	575	2.1	
3	1800	182JM	**VEJMM3211T-5**	910	PC3	18.06	74.00	89.5	575	3.1	
5	1800	184JM	**VEJMM3218T-5**	1,030	PC3	18.06	77.00	89.5	575	5.2	

(a) See notes on inside back flap.

Close-coupled pump, three phase, totally enclosed, foot mounted

1 thru 20 Hp

IP55

Features:

- Oversized, double sealed ball bearings
- Locked DE bearing
- Neoprene gaskets
- Lip and V-Ring seal on DE
- NEMA Premium® efficiency
- White epoxy, corrosion resistant finish
- 300 series stainless steel hardware and shaft extension

Applications:

- Water pumps commercial and industrial
- Food processing
- Wet environment

Hp	RPM	NEMA Frame	Enclosure	Catalog Number	List Price	Disc. Sym.	"C" Dim.	Aprx. Wt. (lb)	Full Load Efficiency	Voltage	Full Load Amps	Notes (a)
1	3600	143JM	TENV	**JMEWDM3545T**	1,093	WDW	15.41	35	84	230/460	1.4	1
	1800	143JM	TENV	**JMEWDM3546T**	1,141	WDW	14.25	39	85.5	230/460	1.5	1, 30
1 1/2	3600	143JM	TENV	**JMEWDM3550T**	1,147	WDW	14.28	48	85.5	208-230/460	2	1, 30
	1800	145JM	TENV	**JMEWDM3554T**	1,192	WDW	15.16	50	86.5	230/460	2.1	30
2	3600	145JM	TEFC	**JMEWDM3555T**	1,252	WDW	15.43	47	85.5	208-230/460	2.5	1, 30
	1800	145JM	TEFC	**JMEWDM3558T**	1,305	WDW	16.34	48	86.5	230/460	2.9	1, 30
3	3600	145JM	TEFC	**JMEWDM3559T**	1,529	WDW	16.31	50	86.5	230/460	3.6	1, 30
	1800	182JM	TEFC	**JMEWDM3611T**	1,712	WDW	18.05	70	89.5	230/460	4.2	1, 30
5	3600	184JM	TEFC	**JMEWDM3613T**	2,018	WDW	18.05	81	88.5	230/460	5.6	1, 30
		184JM	TEFC	**JMEWDM3613T-5**	2,018	WDW	18.05	74	88.5	575	4.7	10
	1800	184JM	TEFC	**JMEWDM3615T**	1,928	WDW	19.55	93	89.5	230/460	6.7	1, 30
7 1/2	3600	184JM	TEFC	**JMEWDM3616T**	2,391	WDW	19.55	96	89.5	230/460	8.4	1, 30
	1800	213JM	TEFC	**JMEWDM3710T**	2,423	WDW	20.91	151	91.7	230/460	9.5	1, 30
10	3600	215JM	TEFC	**JMEWDM3711T**	3,087	WDW	20.91	130	90.2	208-230/460	10.8	1, 30
	1800	215JM	TEFC	**JMEWDM3714T**	2,576	WDW	22.41	165	91.7	230/460	12	1, 30
15	3600	215JM	TEFC	**JMEWDM3713T**	3,851	WDW	21.64	169	91	230/460	17	1, 30
	1800	254JM	TEFC	**JMEWDM23933T**	5,323	WDW	25.06	252	92.4	230/460	18	1, 30
20	3600	256JM	TEFC	**JMEWDM41906T**	6,180	WDW	25.06	255	91	230/460	23	2
	1800	256JM	TEFC	**JMEWDM23934T**	6,151	WDW	25.06	275	93	230/460	24	1, 30

(a) See notes on inside back flap.
Red catalog number indicates **NEW** product.

NEW!

Close-coupled pump, three phase, totally enclosed, foot mounted, washdown features

25 thru 75 Hp

IP55

Features:

- Oversized, double sealed ball bearings
- Locked DE bearing
- Neoprene gaskets
- Lip and V-Ring seal on DE
- NEMA Premium® efficiency
- White epoxy, corrosion resistant finish
- 300 series stainless steel hardware and shaft extension
- Rugged cast iron construction

Applications:

- Water pumps commercial and industrial
- Food processing
- Wet environment

Hp	RPM	NEMA Frame	Enclosure	Catalog Number	List Price	Disc. Sym.	"C" Dim.	Aprx. Wt. (lb)	Full Load Efficiency	Voltage	Full Load Amps	Notes (a)
25	3600	284JM	TEFC	**JMEWDM4107T**	5,157	WDW	28.44	446	91.7	230/460	30	1
	1800	284JM	TEFC	**JMEWDM4103T**	4,978	WDW	28.44	437	93.6	230/460	30	1
30	3600	286JM	TEFC	**JMEWDM4108T**	6,099	WDW	28.44	459	91.7	230/460	34	1, 30
	1800	286JM	TEFC	**JMEWDM4104T**	5,659	WDW	28.44	460	93.6	230/460	36	1
40	3600	324JM	TEFC	**JMEWDM4109T**	8,254	WDW	30.53	587	92.4	230/460	47	1
	1800	324JM	TEFC	**JMEWDM4110T**	7,335	WDW	30.53	600	94.1	230/460	46	1, 30
50	3600	326JM	TEFC	**JMEWDM4114T**	8,599	WDW	30.53	635	93	230/460	55	1
	1800	326JM	TEFC	**JMEWDM4115T**	8,427	WDW	30.53	700	94.5	230/460	57	1
60	3600	364TCZ	TEFC	**JMEWDM4310T**	12,851	WDW	33.11	999	93.6	230/460	66.1	
	1800	364TCZ	TEFC	**JMEWDM4314T**	12,203	WDW	33.11	961	95	230/460	70	
75	3600	365TCZ	TEFC	**JMEWDM4313T**	13,738	WDW	33.11	1005	94.5	230/460	80.7	
	1800	365TCZ	TEFC	**JMEWDM4316T**	13,147	WDW	33.11	965	95.4	230/460	86	

(a) See notes on inside back flap.
Cast iron frame
Red catalog number indicates **NEW** product.

Food Safe stainless steel, three phase, foot mounted, close-coupled pump, encapsulated

1 thru 20 Hp

IP69 for Water

Features:

- Individually welded feet for ease of cleaning
- Rotatable, round conduit box
- Welded & polished conduit box
- Smooth heads on external drains & hardware
- O-ring sealed endplates & conduit box
- Encapsulated, color-coded leads
- No crevices for food to collect
- 300 series stainless steel
- Epoxy encapsulated windings
- Laser etched nameplate
- Removable condensate drains in each endplate
- Internal & external shaft sealing
- Class H insulation system, inverter ready
- 3 year warranty, NEMA Premium® efficiency

Applications:

- Food processing
- High pressure washdown
- Caustic environment
- Pumps and wastewater
- Outdoors
- Sanitary washdown

Hp	RPM	NEMA Frame	Enclosure	Catalog Number	List Price	Disc. Sym.	"C" Dim.	Aprx. Wt. (lb)	Full Load Efficiency	Voltage	Full Load Amps	Notes (a)
1	1800	143JM	TENV	**JMFSWDM3546T-E**	2,076	WDF	14.97	37	85.5	230/460	1.5	30
1 1/2	3600	143JM	TENV	**JMFSWDM3550T-E**	2,159	WDF	15.85	50	85.5	230/460	1.8	30
	1800	145JM	TEFC	**JMFSWDM3554T-E**	2,171	WDF	16.15	45	86.5	230/460	2.2	30
2	3600	145JM	TEFC	**JMFSWDM3555T-E**	2,459	WDF	17.03	50	86.5	230/460	2.5	30
	1800	145JM	TEFC	**JMFSWDM3558T-E**	2,494	WDF	18.40	56	88.5	230/460	2.7	30
3	3600	145JM	TEFC	**JMFSWDM3559T-E**	2,954	WDF	18.40	61	86.5	230/460	3.7	30
	1800	182JM	TEFC	**JMFSWDM3611T-E**	3,101	WDF	19.72	83	89.5	230/460	4.2	30
5	3600	184JM	TEFC	**JMFSWDM3613T-E**	3,340	WDF	18.22	81	89.5	230/460	5.6	30
	1800	184JM	TEFC	**JMFSWDM3615T-E**	3,363	WDF	19.72	101	89.5	230/460	6.5	30
7 1/2	3600	213JM	TEFC	**JMFSWDM3709T-E**	3,937	WDF	20.62	131	91	230/460	8.3	30
	1800	213JM	TEFC	**JMFSWDM3710T-E**	4,011	WDF	21.81	139	91.7	230/460	9.5	
10	3600	215JM	TEFC	**JMFSWDM3711T-E**	4,414	WDF	21.81	154	91.7	230/460	10.6	30
	1800	215JM	TEFC	**JMFSWDM3714T-E**	4,657	WDF	23.56	187	92.4	230/460	12.5	30
15	3600	215JM	TEFC	**JMFSWDM3713T-E**	6,389	WDF	23.56	187	91.7	230/460	17	30
		254JM	TEFC	**JMFSWDM23994T-E**	7,439	WDF	25.67	265	91	230/460	16.5	
	1800	254JM	TEFC	**JMFSWDM23933T-E**	7,339	WDF	25.67	286	92.4	230/460	17.5	30
20	3600	256JM	TEFC	**JMFSWDM41906T-E**	8,377	WDF	26.67	300	91	230/460	21.5	
	1800	256JM	TEFC	**JMFSWDM23934T-E**	8,336	WDF	26.67	295	93	230/460	23.4	

(a) See notes on inside back flap.

NEW!

IEEE 841XL, P-base solid shaft pump, three phase, TEFC

3 thru 75 Hp

IP55

Features:

- Vertical lifting provisions for ease of installation
- Severe Duty construction for harsh environments
- Meets and exceeds the requirements of IEEE Std. 841 -2009
- Inpro/seals at drive end and opposite drive end
- Inverter ready winding construction
- Stainless steel nameplates and drains

Applications:

- Normal, medium, and high thrust applications
- Severe duty applications
- Harsh environments
- Petro chemical
- Pulp and paper
- Wastewater
- Aggregate

Hp	RPM	NEMA Frame	Catalog Number	List Price	Disc. Sym.	"C" Dim.	Aprx. Wt. (lb)	Full Load Efficiency	Voltage	Full Load Amps	Notes (a)
Medium thrust											
3	3600	182LP	**VLECP83660T-4**	3,126	PV3	22.68	95	86.5	460	3.6	1
	1800	182LP	**VLECP83661T-4**	3,202	PV3	22.68	108	90.2	460	4.1	1
5	3600	184LP	**VLECP83663T-4**	3,576	PV3	22.68	123	88.5	460	5.7	1
	1800	184LP	**VLECP83665T-4**	3,341	PV3	22.68	115	89.5	460	6.6	1
7 1/2	3600	213LP	**VLECP83769T-4**	4,350	PV3	24.71	171	91.7	460	8.6	1
	1800	213LP	**VLECP83770T-4**	3,972	PV3	24.71	178	91.7	460	9.5	1
10	3600	215LP	**VLECP83771T-4**	4,336	PV3	24.71	189	91	460	11.3	1
	1800	215LP	**VLECP83774T-4**	4,502	PV3	24.71	231	91.7	460	12.2	1
15	3600	254LP	**VLECP82394T-4**	5,972	PV3	29.53	239	91	460	17	1
	1800	254LP	**VLECP82333T-4**	5,723	PV3	29.53	268	92.4	460	17.6	1
20	3600	256LP	**VLECP84106T-4**	6,450	PV3	29.53	310	91	460	22	1
	1800	256LP	**VLECP82334T-4**	5,968	PV3	34.59	420	93	460	23	1
25	3600	284LP	**VLECP84107T-4**	8,909	PV3	36.31	396	91.7	460	28	1
	1800	284LP	**VLECP84103T-4**	8,562	PV3	36.31	437	93.6	460	30	1
30	3600	286LP	**VLECP84108T-4**	9,814	PV3	36.31	400	91.7	460	34	1
	1800	286LP	**VLECP84104T-4**	9,313	PV3	36.31	460	93.6	460	36	1
40	3600	324LP	**VLECP84109T-4**	13,962	PV3	38.56	607	92.4	460	44	1
	1800	324LP	**VLECP84110T-4**	13,093	PV3	38.56	741	94.1	460	46	1
High thrust											
50	3600	326VP	**VPECP84114T-4**	12,132	PV3	35.24	635	93	460	55	1
	1800	326VP	**VPECP84115T-4**	11,936	PV3	35.24	700	94.5	460	57	1
60	3600	364VP	**VPECP84310T-4**	18,758	PV3	37.27	999	93.6	460	66	1
	1800	364VP	**VPECP84314T-4**	18,262	PV3	37.27	910	95	460	68	1
75	3600	365VP	**VPECP84313T-4**	19,464	PV3	37.27	1005	93.6	460	81.5	1
	1800	365VP	**VPECP84316T-4**	18,534	PV3	37.27	965	95.4	460	86	1

(a) See notes on inside back flap.
Red catalog number indicates **NEW** product.

P-base vertical solid shaft pump, three phase, TEFC

3 thru 75 Hp

IP55

Features:

- Vertical lifting provisions for ease of installation
- Severe Duty construction for harsh environments
- Corrosion resistant epoxy finish
- Stainless steel nameplates and seals

Applications:

- Normal, medium, and high thrust applications
- Severe duty applications
- Harsh environments
- Petro chemical
- Pulp and paper
- Wastewater
- Aggregate

Hp	RPM	NEMA Frame	Catalog Number	List Price	Disc. Sym.	"C" Dim.	Aprx. Wt. (lb)	Full Load Efficiency	Voltage	Full Load Amps	Notes (a)
Normal thrust											
3	3600	182HP	**VHECP3660T**	2,394	PV3	22.18	120	89.5	230/460	3.5	1, 30
	1800	182HP	**VHECP3661T**	2,144	PV3	22.18	129	89.5	230/460	4.1	1, 30
5	3600	184HP	**VHECP3663T**	2,907	PV3	22.18	99	90.2	230/460	5.7	1, 30
	1800	184HP	**VHECP3665T**	2,692	PV3	22.18	141	89.5	230/460	6.6	1, 30
7 1/2	3600	213HP	**VHECP3769T**	3,489	PV3	22.51	173	91	230/460	8.6	1, 30
	1800	213HP	**VHECP3770T**	3,243	PV3	22.51	170	91.7	230/460	9.5	1, 30
10	3600	215HP	**VHECP3771T**	3,628	PV3	22.51	203	92.4	230/460	11	1, 30
	1800	215HP	**VHECP3774T**	3,498	PV3	22.51	231	92.4	230/460	12.5	1, 30
15	3600	254HP	**VHECP2394T**	4,642	PV3	25.73	296	91.7	230/460	17.2	1, 30
	1800	254HP	**VHECP2333T**	4,465	PV3	25.72	316	92.4	230/460	18.1	1, 30
20	3600	256HP	**VHECP4106T**	5,128	PV3	25.73	325	92.4	230/460	23	1, 30
	1800	256HP	**VHECP2334T**	4,664	PV3	25.73	337	93	230/460	24	1, 30
25	3600	284HP	**VHECP4107T**	5,968	PV3	25.72	337	93	230/460	28	1, 30
	1800	284HP	**VHECP4103T**	5,724	PV3	30.69	518	93.6	230/460	30	1, 30
30	3600	286HP	**VHECP4108T**	6,865	PV3	25.72	361	93	230/460	33	1, 30
	1800	286HP	**VHECP4104T**	6,446	PV3	30.69	563	94.1	230/460	36	1, 30
40	3600	324HP	**VHECP4109T**	9,113	PV3	34.72	600	93.6	230/460	45	1, 30
	1800	324HP	**VHECP4110T**	8,238	PV3	34.72	650	94.5	230/460	46	1, 30
50	3600	326HP	**VHECP4114T**	9,442	PV3	34.72	668	93	230/460	56	1, 30
	1800	326HP	**VHECP4115T**	9,278	PV3	34.72	764	94.5	230/460	58	1, 30
60	3600	364HP	**VHECP4310T**	12,828	PV3	35.36	959	95	230/460	65.1	1, 30
	1800	364HP	**VHECP4314T**	11,811	PV3	35.36	969	95	230/460	68	1, 30
75	3600	365HP	**VHECP4313T**	14,058	PV3	35.36	1042	94.5	230/460	80.7	1, 30
	1800	365HP	**VHECP4316T**	13,397	PV3	35.36	1008	95.4	230/460	85.9	1, 30
Medium thrust											
3	3600	182LP	**VLECP3660T**	3,053	PV3	22.18	99	88.5	230/460	3.4	1
	1800	182LP	**VLECP3661T**	3,121	PV3	22.18	105	89.5	230/460	4.1	1
5	3600	184LP	**VLECP3663T**	3,361	PV3	22.18	105	90.2	230/460	5.7	1
	1800	184LP	**VLECP3665T**	3,146	PV3	22.18	119	89.5	230/460	6.6	1
7 1/2	3600	213LP	**VLECP3769T**	3,993	PV3	22.51	169	91	230/460	8.6	1
	1800	213LP	**VLECP3770T**	3,647	PV3	22.51	170	91.7	230/460	9.5	1
10	3600	215LP	**VLECP3771T**	4,132	PV3	22.51	182	92.4	230/460	11	1
	1800	215LP	**VLECP3774T**	4,002	PV3	22.51	231	92.4	230/460	12.5	1
15	3600	254LP	**VLECP2394T**	5,645	PV3	25.73	225	91	230/460	17	1
	1800	254LP	**VLECP2333T**	5,468	PV3	25.73	268	92.4	230/460	18.1	1

(a) See notes on inside back flap.

Cast iron frame

P-base vertical solid shaft pump, three phase, TEFC

Hp	RPM	NEMA Frame	Catalog Number	List Price	Disc. Sym.	"C" Dim.	Aprx. Wt. (lb)	Full Load Efficiency	Voltage	Full Load Amps	Notes (a)
Medium thrust (continued)											
20	3600	256LP	**VLECP4106T**	6,131	PV3	25.73	265	92.4	230/460	22	1
	1800	256LP	**VLECP2334T**	5,667	PV3	25.73	303	93	230/460	24	1
25	3600	284LP	**VLECP4107T**	7,449	PV3	32.44	396	91.7	230/460	28	1
	1800	286LP	**VLECP4103T**	7,205	PV3	32.44	420	93.6	230/460	30	1
30	3600	286LP	**VLECP4108T**	8,346	PV3	32.44	446	91.7	230/460	34	1
	1800	286LP	**VLECP4104T**	7,927	PV3	32.44	460	94.1	230/460	36	1
40	3600	324LP	**VLECP4109T**	11,052	PV3	34.72	528	93.6	230/460	45	1
	1800	324LP	**VLECP4110T**	10,177	PV3	34.72	600	94.5	230/460	46	1
High thrust											
50	3600	326VP	**VPECP4114T**	11,448	PV3	34.71	587	93	230/460	56	1
	1800	326VP	**VPECP4115T**	11,284	PV3	34.71	700	94.5	230/460	58	1
60	3600	364VP	**VPECP4310T**	15,515	PV3	37.25	999	95	230/460	65.1	1
	1800	364VP	**VPECP4314T**	14,498	PV3	37.25	910	95	230/460	68	1
75	3600	365VP	**VPECP4313T**	16,745	PV3	37.25	1005	94.5	230/460	80.7	1
	1800	365VP	**VPECP4316T**	16,084	PV3	37.25	965	95.4	230/460	85.9	1

(a) See notes on inside back flap.
Cast iron frame

P-base vertical solid shaft pump, three phase, ODP

3 thru 60 Hp

IP23

Features:

- Safeguard drip cover
- Cast iron construction for harsh environments
- Vertical lifting provisions for ease of installation
- Stainless steel nameplates
- Corrosion resistant epoxy finish

Applications:

- Normal thrust applications
- Severe duty applications
- Harsh environments
- Petro chemical
- Pulp and paper
- Wastewater
- Aggregate

Hp	RPM	NEMA Frame	Catalog Number	List Price	Disc. Sym.	"C" Dim.	Aprx. Wt. (lb)	Full Load Efficiency	Voltage	Full Load Amps	Notes (a)
3	3600	182HP	**VHEM3210T**	1,069	PV3	21.33	61	86.5	230/460	3.8	1, 17, 30
	1800	182HP	**VHEM3211T**	1,200	PV3	21.33	100	89.5	230/460	4.2	1, 17, 30
5	3600	184HP	**VHEM3212T**	1,136	PV3	21.33	95	86.5	230/460	5.6	1, 17, 30
	1800	184HP	**VHEM3218T**	1,282	PV3	21.33	119	89.5	230/460	6.6	1, 17, 30
7 1/2	3600	184HP	**VHEM3219T**	1,601	PV3	21.33	122	88.5	230/460	8.4	1, 17, 30, 35
	1800	213HP	**VHEM3311T**	1,815	PV3	23.73	173	91	230/460	10.8	1, 17, 30
10	3600	213HP	**VHEM3312T**	1,874	PV3	23.73	164	89.5	230/460	11.2	1, 17, 30
	1800	215HP	**VHEM3313T**	2,106	PV3	23.73	231	91.7	230/460	12.9	1, 17, 30
15	3600	215HP	**VHEM3314T**	2,479	PV3	23.73	203	90.2	230/460	16.9	1, 17, 30
	1800	254HP	**VHEM2513T**	3,172	PV3	26.74	360	93	230/460	18.2	1, 17, 30
20	3600	254HP	**VHEM2514T**	3,207	PV3	26.73	229	91	230/460	23	1, 17, 30
	1800	256HP	**VHEM2515T**	3,402	PV3	26.73	283	93	230/460	24	1, 17, 30
25	3600	256HP	**VHEM2516T**	3,689	PV3	26.73	283	91.7	230/460	29	1, 17, 30
	1800	284HP	**VHEM2531T**	4,143	PV3	29.93	420	93.6	230/460	31	1, 17, 30
30	3600	284HP	**VHEM2534T**	4,381	PV3	29.93	385	91.7	230/460	33	1, 17, 30
	1800	286HP	**VHEM2535T**	4,439	PV3	29.93	460	94.1	230/460	36	1, 17, 30
40	3600	286HP	**VHEM2538T**	5,362	PV3	29.93	410	92.4	230/460	46	1, 17, 30
	1800	324HP	**VHEM2539T**	5,846	PV3	33.87	600	94.1	230/460	48	1, 17, 30
50	3600	324HP	**VHEM2542T**	6,106	PV3	33.87	500	93	230/460	58	1, 17, 30
	1800	326HP	**VHEM2543T**	6,313	PV3	33.87	700	94.5	230/460	58	1, 17, 30
60	3600	326HP	**VHEM2546T**	7,373	PV3	33.87	641	93.6	230/460	66	1, 17, 30

(a) See notes on inside back flap.

Cast iron frame

Custom TEFC motors available through 2,250 Hp; Open and WPII custom motors through 15,000 Hp. Contact your sales representative.

Thrust bearings must be loaded to a minimum of 20% of rated thrust for proper bearing loading and life.

SAE hydraulic pump motors, three phase, TEFC

5 thru 10 Hp

IP44

Features:

- Rated for continuous duty
- F-3 mounted conduit box
- SAE A or B-B pump configuration
- Designed for longevity with a 3 year warranty on premium efficient Super-E® Motors

Applications:

- Industrial pumps
- SAE pump applications
- General purpose pumps
- Commercial machinery
- Food and beverage
- Wastewater
- Agricultural

Hp	RPM	NEMA Frame	Catalog Number	List Price	Disc. Sym.	"C" Dim.	Aprx. Wt. (lb)	Full Load Efficiency	Voltage	Full Load Amps	Notes (a)
5	1800	184TYZ	**EHPM3615T**	1,040	PM3	15.00	93	89.5	230/460	6.7	
7 1/2	1800	213TYZ	**EHPM3710T**	1,447	PM3	15.79	127	91.7	230/460	9.4	
10	1800	215TYZ	**EHPM3714T**	1,618	PM3	17.29	165	91.7	230/460	12	

(a) See notes on inside back flap.

Submersible motors, single phase, TENV

1 thru 5 Hp

IP68

Features:

- Continuous duty in water/sewage
- 15 minute in air
- 416 stainless steel shaft
- Dual carbon ceramic mechanical seals
- Two NC thermostats
- Dual moisture sensing probes
- NEMA 1 enclosure control box
- Solid-state electronic switch for improved reliability
- 1.15 SF
- UL listed, Division 1, Class I, Group C & D, T3C
- 5 year pro-rated warranty

Applications:

- Wet pit applications
- Slurry pumps
- Aerators
- Mixers

Hp	RPM	NEMA Frame	Catalog Number	XP Cls/Grp	Temp Code	List Price	Disc. Sym.	"C" Dim.	Aprx. Wt. (lb)	Full Load Efficiency	Voltage	Full Load Amps	Notes (a)
1	1800	180TY	**SUL50104SM**	④	T3C	5,718	SU1	25.94	240	55	230	8.1	10,81,97
	1200	180TY	**SUL50106SM**	④	T3C	6,010	SU1	25.94	240	55.6	230	8.6	10,81,97
1 1/2	1800	180TY	**SUL50154SM**	④	T3C	5,718	SU1	25.94	291	62.5	230	10.6	10,81,97
	1200	180TY	**SUL50156SM**	④	T3C	6,955	SU1	25.94	256	57	230	12.5	10,81,97
2	1800	180TY	**SUL50204SM**	④	T3C	6,402	SU1	25.94	250	60.9	230	14.4	10,81,97
3	1800	180TY	**SUL50304SM**	④	T3C	8,149	SU1	26.66	260	64.7	230	20	10,81,97
		180TY	**SUL50304**	④	T3C	8,149	SU1	25.94	256	64.7	230	20	10,81
	1200	210TY	**SUL50306SM**	④	T3C	9,775	SU1	32.41	315	65.6	230	21	10,81,97
5	1800	210TY	**SUL50504**	④	T3C	10,698	SU1	31.69	369	69	230	30	10,82

(a) See notes on inside back flap. SM suffix = one size smaller flange and shaft.
④ = Class I, Group C & D
Cast iron frame
– All 180TY and 210TY catalog numbers are furnished without lead cable assemblies. See Lead Cable Assemblies table for ordering information.
– Immersible motors available through 250 Hp. Contact your local sales office with your inquiry and specifications.

Submersible motors, three phase, TENV

1 thru 100 Hp

IP68

Features:

- Continuous duty in water/sewage
- 15 minute in air
- 416 stainless steel shaft
- Dual carbon ceramic mechanical seals
- Two NC thermostats
- 25-foot cable (standard, 250 Frame and up)
- Dual moisture sensing probes
- 1.15 SF
- UL listed, Division 1, Class I, Group C & D, T3C
- Inverter capable for 10:1 variable torque
- UL listed, Division 1, Class I, Group C & D, T2A on Inverter
- 5 year pro-rated warranty

Applications:

- Wet pit applications
- Slurry pumps
- Aerators
- Mixers

Hp	RPM	NEMA Frame	Catalog Number	XP Cls/ Grp	Temp Code	List Price	Disc. Sym.	"C" Dim.	Aprx. Wt. (lb)	Full Load Efficiency	Voltage	Full Load Amps	Notes (a)
UL listed, hazardous duty, explosion proof													
1	1800	180TY	**SUM70104SM**	④	T3C	4,732	SU3	25.94	169	63.5	230	3.4	81, 97
1 1/2	1800	180TY	**SUM70154SM**	④	T3C	4,869	SU3	25.94	175	70.5	230	4.6	81, 97
2	1800	180TY	**SUM70204SM**	④	T3C	4,976	SU3	25.94	183	73.5	230	5.8	81, 97
		180TY	**SUM70204SM-8**	④	T3C	4,976	SU3	25.94	182	73.5	200	6.7	81, 97
3	1800	180TY	**SUM70304SM**	④	T3C	5,040	SU3	25.94	200	78.1	230	8.8	81, 97
	1200	180TY	**SUM70306**	④	T3C	5,136	SU3	26.66	235	78	230	10.4	81
5	1800	180TY	**SUM70504**	④	T3C	5,292	SU3	26.66	240	80.2	230	14	81
		180TY	**SUM70504-4**	④	T3C	5,292	SU3	26.66	235	80.2	460	7	81
		180TY	**SUM70504-8**	④	T3C	5,292	SU3	26.66	235	80.2	200	16.1	81
		180TY	**SUM70504SM-4**	④	T3C	5,292	SU3	26.66	235	80.2	460	7	81, 97
	1200	180TY	**SUM70506**	④	T3C	7,273	SU3	26.66	248	80.7	230	16	81
7 1/2	1800	180TY	**SUM70754**	④	T3C	6,843	SU3	26.66	243	82.7	230	20.2	81
		180TY	**SUM70754-4**	④	T3C	6,843	SU3	26.66	245	82.7	460	10.1	81
		180TY	**SUM70754SM-4**	④	T3C	6,843	SU3	26.66	245	82.7	460	10.1	81, 97
	1200	210TY	**SUM70756**	④	T3C	7,784	SU3	31.69	350	81.7	230	22.6	81
		210TY	**SUM70756-4**	④	T3C	7,784	SU3	31.69	350	81.7	460	11.3	10,81
10	1800	210TY	**SUM71004**	④	T3C	7,099	SU3	31.69	356	85.6	230	26	81
		210TY	**SUM71004-4**	④	T3C	7,099	SU3	31.69	356	85.6	460	13	81
		210TY	**SUM71004SM-4**	④	T3C	7,099	SU3	31.69	356	85.6	460	13	81, 97
	1200	210TY	**SUM71006**	④	T3C	9,790	SU3	31.69	391	83.8	230	28.8	81
		210TY	**SUM71006-4**	④	T3C	9,790	SU3	31.69	391	83.8	460	14.4	10,81
15	1800	210TY	**SUM71504**	④	T3C	9,338	SU3	31.69	376	85.4	230	40.2	81
		210TY	**SUM71504-4**	④	T3C	9,338	SU3	31.69	374	85.4	460	20.1	81
		210TY	**SUM71504SM-4**	④	T3C	9,338	SU3	31.69	374	85.4	460	20.1	81, 97
	1200	250TY	**SUM71506-4**	④	T3C	13,228	SU3	37.34	469	86.5	460	20.3	81
20	1800	210TY	**SUM72004SM-4**	④	T3C	10,427	SU3	32.41	378	86.6	460	26.2	81, 97
		210TY	**SUM72004-4**	④	T3C	11,058	SU3	31.69	407	86.6	460	26.2	81
	1200	250TY	**SUM72006-4**	④	T3C	14,587	SU3	37.34	474	86.7	460	27.4	81
25	1800	250TY	**SUM72504-4**	④	T3C	13,650	SU3	37.34	495	88.5	460	32.1	81
		250TY	**SUM72504SM-4**	④	T3C	13,650	SU3	37.06	517	88.5	460	32.1	81, 97
	1200	250TY	**SUM72506-4**	④	T3C	18,927	SU3	37.34	496	86.7	460	35.2	81
		250TY	**SUM72506SM-4**	④	T3C	18,927	SU3	37.34	496	86.7	460	35.2	81, 97
30	1800	250TY	**SUM73004-4**	④	T3C	14,744	SU3	37.34	445	88.7	460	39.9	81
		250TY	**SUM73004SM-4**	④	T3C	14,744	SU3	37.34	445	88.7	460	39.9	81, 97
	1200	320TY	**SUM73006-4**	④	T3C	22,712	SU3	43.12	1150	89.7	460	40.7	10,82
40	1800	250TY	**SUM74004-4**	④	T3C	19,961	SU3	37.34	510	89	460	51.7	82
50	1800	320TY	**SUM75004-4**	④	T3C	23,360	SU3	43.12	882	91.1	460	64.3	10,82
		320TY	**SUM75004SM-4**	④	T3C	23,360	SU3	42.50	880	91.1	460	64.3	10,82, 97
	1200	320TY	**SUM75006-4**	④	T3C	25,332	SU3	43.12	872	90.5	460	65.9	10,82

(a) See notes on inside back flap. SM suffix = one size smaller flange and shaft.
④ = Class I, Group C & D
Cast iron frame
All 180TY and 210TY catalog numbers are furnished without lead cable assemblies. See Lead Cable Assemblies table for ordering information.

Submersible motors, three phase, TENV

Hp	RPM	NEMA Frame	Catalog Number	XP Cls/ Grp	Temp Code	List Price	Disc. Sym.	"C" Dim.	Aprx. Wt. (lb)	Full Load Efficiency	Voltage	Full Load Amps	Notes (a)
UL listed, hazardous duty, explosion proof (continued)													
60	1800	320TY	**SUM76004-4**	④	T3C	29,877	SU3	43.12	950	92	460	74.9	10,82
75	1800	320TY	**SUM77504-4**	④	T3C	38,734	SU3	43.12	956	92.6	460	91.3	10,82
	1200	360TY	**SUM77506-4**	④	T3C	39,606	SU3	47.10	1374	92.3	460	90.9	10,82
100	1800	360TY	**SUM710004-4**	④	T3C	41,185	SU3	47.10	1340	91.6	460	116	10,82
	1200	360TY	**SUM710006-4**	④	T3C	50,906	SU3	47.10	1500	91.2	460	122	10,82
Non-UL listed, non hazardous duty													
7 1/2	1800	210TY	**SUM20754**			5,017	SU3	31.69	335	82.8	230	20.8	81
		210TY	**SUM20754-4**			5,017	SU3	31.69	340	82.8	460	10.4	81
10	1800	210TY	**SUM21004**			5,852	SU3	31.69	351	85.6	230	26	81
		210TY	**SUM21004-4**			5,852	SU3	31.69	367	85.6	460	13	81
15	1800	210TY	**SUM21504**			7,589	SU3	31.69	368	85.4	230	40.2	81
		210TY	**SUM21504-4**			7,589	SU3	31.69	377	85.4	460	20.1	81

(a) See notes on inside back flap. SM suffix = one size smaller flange and shaft.
④ = Class I, Group C & D
Cast iron frame
All 180TY and 210TY catalog numbers are furnished without lead cable assemblies. See Lead Cable Assemblies table for ordering information.

NEW!

Submersible motor lead cable assemblies

Selection required for ALL 180TY and 210TY catalog ratings

Features:

- UL/CSA approved for Class 1 Div 1 Group C and D. Meets UL1202 for non-circuit interrupting connector.
- 316 stainless steel, prewired receptacles with 304 stainless steel plug coupling nuts.
- Cables are packaged separately from the motor, radically reducing the chances of in-transit damage.
- Supports field conversion to alternate cable lengths and simplifies routine maintenance.

Hp	RPM	NEMA Frame	Catalog Number	25 Feet Kit Number	25 Feet List Price	25 Feet Disc. Sym.	25 Feet Aprx. Wt. (lb)	50 Feet Kit Number	50 Feet List Price	50 Feet Disc. Sym.	50 Feet Aprx. Wt. (lb)	100 Feet Kit Number	100 Feet List Price	100 Feet Disc. Sym.	100 Feet Aprx. Wt. (lb)
Single Phase, UL listed, XP															
1	1800	180TY	**SUL50104SM**	**802386203R**	880	SCG	17	**802386203T**	1,235	SCG	28	**802386203V**	1,975	SCG	51
	1200	180TY	**SUL50106SM**	**802386203R**	880	SCG	17	**802386203T**	1,235	SCG	28	**802386203V**	1,975	SCG	51
1 1/2	1800	180TY	**SUL50154SM**	**802386203R**	880	SCG	17	**802386203T**	1,235	SCG	28	**802386203V**	1,975	SCG	51
	1200	180TY	**SUL50156SM**	**802386203R**	880	SCG	17	**802386203T**	1,235	SCG	28	**802386203V**	1,975	SCG	51
2	1800	180TY	**SUL50204SM**	**802386203R**	880	SCG	17	**802386203T**	1,235	SCG	28	**802386203V**	1,975	SCG	51
3	1800	180TY	**SUL50304SM**	**802386203R**	880	SCG	17	**802386203T**	1,235	SCG	28	**802386203V**	1,975	SCG	51
		180TY	**SUL50304**	**802386203R**	880	SCG	17	**802386203T**	1,235	SCG	28	**802386203V**	1,975	SCG	51
	1200	210TY	**SUL50306SM**	**802386201R**	1,225	SCG	23	**802386201T**	1,975	SCG	42	**802386201V**	3,160	SCG	81
5	1800	210TY	**SUL50504**	**802386201R**	1,225	SCG	23	**802386201T**	1,975	SCG	42	N /A	N/A	N/A	N/A
Three Phase, UL listed, XP															
1	1800	180TY	**SUM70104SM**	**802386203R**	880	SCG	17	**802386203T**	1,235	SCG	28	**802386203V**	1,975	SCG	51
1 1/2	1800	180TY	**SUM70154SM**	**802386203R**	880	SCG	17	**802386203T**	1,235	SCG	28	**802386203V**	1,975	SCG	51
2	1800	180TY	**SUM70204SM**	**802386203R**	880	SCG	17	**802386203T**	1,235	SCG	28	**802386203V**	1,975	SCG	51
		180TY	**SUM70204SM-8**	**802386203R**	880	SCG	17	**802386203T**	1,235	SCG	28	**802386203V**	1,975	SCG	51
3	1800	180TY	**SUM70304SM**	**802386203R**	880	SCG	17	**802386203T**	1,235	SCG	28	**802386203V**	1,975	SCG	51
	1200	180TY	**SUM70306**	**802386203R**	880	SCG	17	**802386203T**	1,235	SCG	28	**802386203V**	1,975	SCG	51
5	1800	180TY	**SUM70504**	**802386203R**	880	SCG	17	**802386203T**	1,235	SCG	28	**802386203V**	1,975	SCG	51
		180TY	**SUM70504-4**	**802386203R**	880	SCG	17	**802386203T**	1,235	SCG	28	**802386203V**	1,975	SCG	51
		180TY	**SUM70504-8**	**802386203R**	880	SCG	17	**802386203T**	1,235	SCG	28	**802386203V**	1,975	SCG	51
		180TY	**SUM70504SM-4**	**802386203R**	880	SCG	17	**802386203T**	1,235	SCG	28	**802386203V**	1,975	SCG	51
	1200	180TY	**SUM70506**	**802386203R**	880	SCG	17	**802386203T**	1,235	SCG	28	**802386203V**	1,975	SCG	51
7 1/2	1800	180TY	**SUM70754**	**802386203R**	880	SCG	17	**802386203T**	1,235	SCG	28	**802386203V**	1,975	SCG	51
		180TY	**SUM70754-4**	**802386203R**	880	SCG	17	**802386203T**	1,235	SCG	28	**802386203V**	1,975	SCG	51
		180TY	**SUM70754SM-4**	**802386203R**	880	SCG	17	**802386203T**	1,235	SCG	28	**802386203V**	1,975	SCG	51
	1200	210TY	**SUM70756**	**802386201R**	1,225	SCG	23	**802386201T**	1,975	SCG	42	**802386201V**	3,160	SCG	81
		210TY	**SUM70756-4**	**802386201R**	1,225	SCG	23	**802386201T**	1,975	SCG	42	**802386201V**	3,160	SCG	81
10	1800	210TY	**SUM71004**	**802386201R**	1,225	SCG	23	**802386201T**	1,975	SCG	42	**802386201V**	3,160	SCG	81
		210TY	**SUM71004-4**	**802386201R**	1,225	SCG	23	**802386201T**	1,975	SCG	42	**802386201V**	3,160	SCG	81
		210TY	**SUM71004SM-4**	**802386201R**	1,225	SCG	23	**802386201T**	1,975	SCG	42	**802386201V**	3,160	SCG	81
	1200	210TY	**SUM71006**	**802386201R**	1,225	SCG	23	**802386201T**	1,975	SCG	42	**802386201V**	3,160	SCG	81
		210TY	**SUM71006-4**	**802386201R**	1,225	SCG	23	**802386201T**	1,975	SCG	42	**802386201V**	3,160	SCG	81
15	1800	210TY	**SUM71504**	**802386204R**	1,325	SCG	32	**802386204T**	2,150	SCG	58	**802386204V**	3,425	SCG	110
		210TY	**SUM71504-4**	**802386204R**	1,325	SCG	32	**802386204T**	2,150	SCG	58	**802386204V**	3,425	SCG	110
		210TY	**SUM71504SM-4**	**802386204R**	1,325	SCG	32	**802386204T**	2,150	SCG	58	**802386204V**	3,425	SCG	110
20	1800	210TY	**SUM72004SM-4**	**802386204R**	1,325	SCG	32	**802386204T**	2,150	SCG	58	**802386204V**	3,425	SCG	110
		210TY	**SUM72004-4**	**802386204R**	1,325	SCG	32	**802386204T**	2,150	SCG	58	**802386204V**	3,425	SCG	110
Three Phase, Non-UL listed, non XP															
7 1/2	1800	210TY	**SUM20754**	**802386203R**	880	SCG	17	**802386203T**	1,235	SCG	28	**802386203V**	1,975	SCG	51
		210TY	**SUM20754-4**	**802386203R**	880	SCG	17	**802386203T**	1,235	SCG	28	**802386203V**	1,975	SCG	51
10	1800	210TY	**SUM21004**	**802386201R**	1,225	SCG	23	**802386201T**	1,975	SCG	42	**802386201V**	3,160	SCG	81
		210TY	**SUM21004-4**	**802386201R**	1,225	SCG	23	**802386201T**	1,975	SCG	42	**802386201V**	3,160	SCG	81
15	1800	210TY	**SUM21504**	**802386204R**	1,325	SCG	32	**802386204T**	2,150	SCG	58	**802386204V**	3,425	SCG	110
		210TY	**SUM21504-4**	**802386204R**	1,325	SCG	32	**802386204T**	2,150	SCG	58	**802386204V**	3,425	SCG	110

Red kit number indicates **NEW** product.
Kits consist of (1) set of power lead cables and (1) set of control lead cables of the specified length with attached receptacles.
Selection required for ALL 180TY and 210TY catalog ratings
Additional cable lengths are available on custom submersible motors. Contact your sales representative.

NEW!

HVAC motors

Baldor-Reliance® HVAC motors are specifically engineered with industry-driven designs to keep your air handling systems running smoothly, quietly, and efficiently, which means better system reliability and performance, with less maintenance.

Key features:

- Dynamically balanced rotor to reduce noise and increase bearing life
- Color coded and numbered leads for ease of connectivity
- Bar code spec number for easy identification
- Low noise vibration dampening bases
- Baldor-Reliance motors meet or exceed all efficiency requirements for US, Canada and Mexico regulations

Super-E®, general purpose

Electrical features
- Three phase
- Output range: 1 - 100 Hp
- Voltages: 230/460, 208-230/460, 200, 575
- 1.15 service factor
- Class F Insulation

Mechanical features
- Enclosures: ODP, TEFC
- Mountings: Footed, F1 or F2
- External shaft grounding provisions on drive end
- Bar-coded spec number label for easy identification

Applications: Blowers and fans

Super-E, internal shaft grounded

Electrical features
- Three phase
- Voltages: 230/460, 208-230/460, 200, 575
- Class H insulation
- Designed for variable speed applications

Mechanical features
- Enclosures: ODP, TEFC
- Mountings: Footed F1, C-Face
- Internal shaft ground installed

Applications: Variable speed blowers and fans

Chiller/cooling tower

Electrical features
- Three phase
- Voltages: 230/460, 208-230/460, 200, 575
- 1.15 service factor
- Class F Insulation

Mechanical features
- Enclosures: TEAO, TEFC
- Mountings: Footed F1
- Three barrier conduit box sealing
- Four barrier shaft sealing system on drive end
- Double sealed bearings
- Face drains each end
- Stainless hardware

Applications: Belted or drive shaft chiller/cooling towers

EC Titanium

Electrical features
- Efficiencies meet or exceed IE5
- Motor only: 1-20 Hp
- Integrated motor-drive: 1-10 Hp Top Mount, 1-7.5 Hp Axial Mount
- Voltages: 115, 230 1 Phase, and 230, 460 3 Phase
- Base Speeds: 1800 Standard, 3600, 1200, 900 Custom

Mechanical features
- Enclosures: TEFC/IP54 Motor with UL
- Versions: Motor only, top-mount drive, axial mount drive *
- NEMA frames (140, 180 & 210)
- Compact, light weight design, internal shaft grounded

* For EC Titanium selections, see Variable Speed AC section

Applications: Air handling, HVAC systems, general purpose

Super-E®, three phase, TEFC, foot mounted, with internal Baldor-Reliance® Shaft Grounding Brush

1 thru 50 Hp

BALDOR · RELIANCE®
SHAFT GROUNDING BRUSH
INSTALLED
LB1508

IP44*

Features:

- Class H insulation for increased protection on inverter use
- Internal grounding brush for bearing current mitigation on DE retainer ring
- Designed for longevity with 3 year warranty
- Suitable for inverter use per NEMA MG1 Part 31.4.4.2

Applications:

- Fans
- Pumps
- Blowers
- Unit handling
- HVAC systems
- Variable speed applications
- General purpose applications

Hp	RPM	NEMA Frame	Catalog Number	List Price	Disc. Sym.	"C" Dim.	Aprx. Wt. (lb)	Full Load Efficiency	Voltage	Full Load Amps	Notes (a)
Foot mounted											
1	1800	143T	**EM3546T-BG**	872	HV3	13.31	38	85.5	230/460	1.5	8,30
	1800	143T	**EM3581T-BG**	1,065	HV3	12.54	55	85.5	230/460	1.5	8,30
	1200	145T	**EM3582T-BG**	1,175	HV3	12.54	56	82.5	230/460	1.7	8,30
1 1/2	3600	143T	**EM3583T-BG**	1,118	HV3	12.54	56	84	230/460	1.9	8,30
	1800	145T	**EM3554T-BG**	900	HV3	13.31	41	86.5	230/460	2.2	8,30
	1800	145T	**EM3584T-BG**	1,099	HV3	12.54	61	86.5	230/460	2.3	8,30
	1200	182T	**EM3667T-BG**	1,381	HV3	15.24	99	87.5	230/460	2.5	8
2	3600	145T	**EM3555T-BG**	961	HV3	13.31	41	85.5	230/460	2.5	8,30
	3600	145T	**EM3586T-BG**	1,166	HV3	12.54	62	85.5	230/460	2.5	8,30
	1800	145T	**EM3558T-BG**	927	HV3	13.31	45	86.5	230/460	2.9	8,30
	1800	145T	**EM3587T-BG**	1,145	HV3	12.54	62	86.5	230/460	2.9	8,30
	1200	184T	**EM3664T-BG**	1,401	HV3	15.24	123	88.5	230/460	3.15	8,30
3	3600	145T	**EM3559T-BG**	1,037	HV3	14.19	50	86.5	230/460	3.6	8,30
	3600	182T	**EM3660T-BG**	1,260	HV3	15.24	58	86.5	230/460	3.8	8,30
	1800	182T	**EM3611T-BG**	1,037	HV3	16.54	70	89.5	230/460	4.2	8,30
	1800	182T	**EM3661T-BG**	1,291	HV3	15.24	105	89.5	230/460	4.1	8,30
	1200	213T	**EM3704T-BG**	1,570	HV3	19.01	132	89.5	230/460	4.6	8,30
	1200	213T	**EM3764T-BG**	1,716	HV3	18.45	211	89.5	230/460	4.5	8,30
5	3600	184T	**EM3613T-BG**	1,175	HV3	16.54	74	88.5	230/460	5.9	8,30
	3600	184T	**EM3663T-BG**	1,513	HV3	15.24	99	88.5	230/460	5.8	8,30
	1800	184T	**EM3615T-BG**	1,116	HV3	18.04	93	89.5	230/460	6.7	8,30
	1800	184T	**EM3665T-BG**	1,317	HV3	15.24	115	89.5	230/460	6.6	8,30
	1200	215T	**EM3708T-BG**	1,745	HV3	19.76	154	89.5	230/460	7.3	8,30
	1200	215T	**EM3768T-BG**	1,963	HV3	18.45	198	89.5	230/460	7.4	8,30
7 1/2	3600	213T	**EM3709T-BG**	1,686	HV3	17.89	121	89.5	230/460	9	8,30
	3600	213T	**EM3769T-BG**	1,963	HV3	18.45	169	89.5	230/460	9	8,30
	1800	213T	**EM3710T-BG**	1,547	HV3	19.01	127	91.7	230/460	9.4	8,30
	1800	213T	**EM3770T-BG**	1,904	HV3	18.45	193	91.7	230/460	9.5	8,30
	1200	254T	**EM2276T-BG**	2,812	HV3	23.30	310	91	230/460	11	30
10	3600	215T	**EM3711T-BG**	1,706	HV3	17.89	118	90.2	230/460	11.8	8,30
	3600	215T	**EM3771T-BG**	2,005	HV3	18.45	164	90.2	230/460	11.8	8,30
	1800	215T	**EM3714T-BG**	1,718	HV3	20.51	165	91.7	230/460	12	8,30
	1800	215T	**EM3774T-BG**	1,862	HV3	18.45	232	91.7	230/460	12.2	8,30
	1200	256T	**EM2332T-BG**	3,172	HV3	23.30	322	91	230/460	14.1	8,30

(a) See notes on inside back flap.
Cast iron frame
Red catalog number indicates **NEW** product.
*IP54 when drain fitting kit #HA5027A03 is installed in the weep holes (48 thru 256T frame motors only)

Super-E, three phase, TEFC, foot mounted, with internal Baldor-Reliance® Shaft Grounding Brush

Hp	RPM	NEMA Frame	Catalog Number	List Price	Disc. Sym.	"C" Dim.	Aprx. Wt. (lb)	Full Load Efficiency	Voltage	Full Load Amps	Notes (a)
Foot mounted (continued)											
15	3600	254T	**EM2394T-BG**	2,783	HV3	23.30	253	91	230/460	17.5	8,30
	1800	254T	**EM2333T-BG**	2,569	HV3	23.30	274	92.4	230/460	18.1	8,30
	1200	284T	**EM4100T-BG**	4,179	HV3	27.76	372	91.7	230/460	21	8,30
20	1800	256T	**EM2334T-BG**	3,059	HV3	23.30	290	93	230/460	24	8,30
	1200	286T	**EM4102T-BG**	5,465	HV3	27.76	406	91.7	230/460	27	8,30
25	1800	284T	**EM4103T-BG**	3,956	HV3	27.76	420	93.6	230/460	30	8,30
	1200	324T	**EM4111T-BG**	6,211	HV3	30.39	475	93	230/460	32	8,30
30	1800	286T	**EM4104T-BG**	4,637	HV3	27.76	437	93.6	230/460	38	8,30
40	1800	324T	**EM4110T-BG**	6,039	HV3	30.28	578	94.1	230/460	48	8,30
50	1800	326T	**EM4115T-BG**	6,565	HV3	30.28	641	94.5	230/460	58	8,30
C-Face, foot mounted											
1/2	1800	56C	**CEM3538-BG**	854	HV3	12.23	33	82.5	208-230/460	0.8	8
3/4	1800	56C	**CEM3542-BG**	881	HV3	12.23	37	84	208-230/460	1.1	8,12
1	1800	143TC	**CEM3546T-BG**	907	HV3	13.29	38	85.5	230/460	1.5	8,30
1 1/2	1800	145TC	**CEM3554T-BG**	935	HV3	13.29	41	86.5	230/460	2.2	8,30
2	1800	145TC	**CEM3558T-BG**	962	HV3	13.29	45	86.5	230/460	2.9	8,30
3	1800	182TC	**CEM3611T-BG**	1,109	HV3	16.55	70	89.5	230/460	4.2	8,30
5	1800	184TC	**CEM3615T-BG**	1,188	HV3	18.05	93	89.5	230/460	6.7	8,30

(a) See notes on inside back flap.
Cast iron frame
*IP54 when drain fitting kit #HA5027A03 is installed in the weep holes (48 thru 256T frame motors only)

Super-E®, three phase, ODP, foot mounted with internal Baldor-Reliance® Shaft Grounding Brush

1 thru 50 Hp

BALDOR · RELIANCE®
SHAFT GROUNDING BRUSH
INSTALLED
LB1508

IP22

Features:

- Class H insulation for increased protection on inverter use
- Internal grounding brush for bearing current mitigation on DE retainer ring
- Designed for longevity with 3 year warranty
- Suitable for inverter use per NEMA MG1 Part 31.4.4.

Applications:

- Fans
- Pumps
- Blowers
- Unit handling
- HVAC systems
- Variable speed applications
- General purpose applications

Hp	RPM	NEMA Frame	Catalog Number	List Price	Disc. Sym.	"C" Dim.	Aprx. Wt. (lb)	Full Load Efficiency	Voltage	Full Load Amps	Notes (a)
230/460 volt											
1	1800	143T	**EM3116T-BG**	877	HV3	11.12	38	85.5	230/460	1.6	8,30
1 1/2	1800	145T	**EM3154T-BG**	909	HV3	11.62	37	86.5	230/460	2.2	8,30
2	3600	143T	**EM3155T-BG**	884	HV3	11.62	43	85.5	230/460	2.5	8,30
	1800	145T	**EM3157T-BG**	962	HV3	12.12	43	86.5	230/460	2.9	8,30
3	3600	145T	**EM3158T-BG**	893	HV3	13.00	51	85.5	230/460	3.8	8,30
	1800	182T	**EM3211T-BG**	1,055	HV3	15.00	74	89.5	230/460	4.2	8,30
	1200	213T	**EM3305T-BG**	1,328	HV3	16.32	110	88.5	230/460	4.5	8,30
5	3600	182T	**EM3212T-BG**	991	HV3	13.62	63	86.5	230/460	6	8,30
	1800	184T	**EM3218T-BG**	1,137	HV3	16.50	92	89.5	230/460	6.6	8,30
	1200	215T	**EM3309T-BG**	1,672	HV3	17.45	141	89.5	230/460	7.4	8,30
7 1/2	3600	184T	**EM3219T-BG**	1,456	HV3	15.00	77	88.5	230/460	8.6	8,30
	1800	213T	**EM3311T-BG**	1,602	HV3	16.32	115	91	230/460	9.7	8,30
	1200	254T	**EM2506T-BG**	2,002	HV3	23.19	248	90.2	230/460	11	8,30
10	3600	213T	**EM3312T-BG**	1,661	HV3	16.32	121	89.5	230/460	12	8,30
	1800	215T	**EM3313T-BG**	1,893	HV3	17.45	129	91.7	230/460	12.5	8,30
	1200	256T	**EM2511T-BG**	2,526	HV3	23.19	255	91.7	230/460	14.3	8,30
15	3600	215T	**EM3314T-BG**	2,266	HV3	16.32	131	90.2	230/460	17.5	8,30
	1800	254T	**EM2513T-BG**	2,630	HV3	21.69	234	93	230/460	17.7	8,30
	1200	284T	**EM2524T-BG**	3,350	HV3	23.81	300	91.7	230/460	20.5	8,30
20	1800	256T	**EM2515T-BG**	2,860	HV3	21.69	228	93	230/460	23.5	8,30
	1200	286T	**EM2528T-BG**	4,012	HV3	23.81	321	92.4	230/460	27	8,30
25	1800	284T	**EM2531T-BG**	3,465	HV3	25.06	387	93.6	230/460	30	8,30
30	1800	286T	**EM2535T-BG**	3,761	HV3	25.06	341	94.1	230/460	35	8,30
40	1800	324T	**EM2539T-BG**	4,882	HV3	27.19	324	94.1	230/460	49	8,30
50	1800	326T	**EM2543T-BG**	5,349	HV3	27.69	497	94.5	230/460	57	8,30
575 volt											
3	1800	182T	**EM3211T-5BG**	1,055	HV3	15.00	74	89.5	575	3.3	8
5	1800	184T	**EM3218T-5BG**	1,137	HV3	16.50	92	89.5	575	5.3	8
7 1/2	1800	213T	**EM3311T-5BG**	1,602	HV3	16.32	120	91.7	575	7.6	8
10	1800	215T	**EM3313T-5BG**	1,893	HV3	17.45	132	91.7	575	10	8
15	1800	254T	**EM2513T-5BG**	2,630	HV3	23.19	250	93	575	14.2	8
20	1800	256T	**EM2515T-5BG**	2,860	HV3	23.19	250	93	575	19.1	8
25	1800	284T	**EM2531T-5BG**	3,465	HV3	25.00	388	93.6	575	24.5	8
30	1800	286T	**EM2535T-5BG**	3,761	HV3	23.81	378	94.1	575	29	8
40	1800	324T	**EM2539T-5BG**	4,882	HV3	27.19	400	94.1	575	40	8
50	1800	326T	**EM2543T-5BG**	5,349	HV3	27.69	525	94.5	575	46	8

(a) See notes on inside back flap.

NEW!

Super-E®, three phase, TEFC, C-Face, foot mounted, with internal AEGIS Bearing Protection Ring

1 thru 100 Hp

AEGIS INSTALLED

IP44*

Features:

- Class H insulation for increased protection on inverter use
- Internal grounding ring for bearing current mitigation
- Designed for longevity with 3 year warranty
- Suitable for inverter use per NEMA MG1 Part 31.4.4.2

Applications:

- Fans
- Pumps
- Blowers
- Unit handling
- HVAC systems
- Variable speed applications
- General purpose applications

Hp	RPM	NEMA Frame	Catalog Number	List Price	Disc. Sym.	"C" Dim.	Aprx. Wt. (lb)	Full Load Efficiency	Voltage	Full Load Amps	Notes (a)
230/460 volt											
1	3600	56C	**CEM3545-G**	907	HV3	12.23	32	77	230/460	1.4	8, 12, 30
	1800	143TC	**CEM3546T-G**	1,039	HV3	13.29	30	85.5	230/460	1.5	8, 30
	1200	145TC	**CEM3556T-G**	1,163	HV3	13.29	43	82.5	230/460	1.8	8, 30
1 1/2	3600	143TC	**CEM3550T-G**	1,025	HV3	13.29	36	84	230/460	1.9	8, 30
	1800	145TC	**CEM3554T-G**	1,133	HV3	13.29	42	86.5	230/460	2.2	8, 30
	1200	182TC	**CEM3607T-G**	1,374	HV3	16.54	76	87.5	230/460	2.4	8, 30
2	3600	145TC	**CEM3555T-G**	1,105	HV3	13.29	46	85.5	230/460	2.5	8, 30
	1800	145TC	**CEM3558T-G**	1,188	HV3	14.17	42	86.5	230/460	2.9	8, 30
	1200	184TC	**CEM3614T-G**	1,429	HV3	18.05	94	88.5	230/460	3.5	8, 30
3	3600	145TC	**CEM3559T-G**	1,383	HV3	14.17	53	86.5	230/460	3.6	8, 30
		182TC	**CEM3610T-G**	1,470	HV3	15.16	50	86.5	230/460	3.6	8, 30
	1800	182TC	**CEM3611T-G**	1,260	HV3	16.55	74	89.5	230/460	4.2	8, 30
	1200	213TC	**CEM3704T-G**	1,866	HV3	19.76	135	89.5	230/460	4.6	8, 30
5	3600	184TC	**CEM3613T-G**	1,361	HV3	16.55	76	88.5	230/460	5.9	8, 30
	1800	184TC	**CEM3615T-G**	1,293	HV3	18.05	92	89.5	230/460	6.7	8, 30
	1200	215TC	**CEM3708T-G**	2,067	HV3	19.20	154	89.5	230/460	7.3	8, 30
7 1/2	3600	213TC	**CEM3709T-G**	1,999	HV3	18.63	133	89.5	230/460	9	8, 30
	1800	213TC	**CEM3710T-G**	1,839	HV3	19.76	129	91.7	230/460	9.4	8, 30
	1200	254TC	**CEM2276T-G**	3,730	HV3	23.30	281	91	230/460	11	8, 30
10	3600	215TC	**CEM3711T-G**	2,022	HV3	18.63	118	90.2	230/460	11.8	8, 30
	1800	215TC	**CEM3714T-G**	2,036	HV3	21.26	156	91.7	230/460	12	8, 30
	1200	256TC	**CEM2332T-G**	4,143	HV3	23.30	322	91	230/460	14.1	8, 30
15	3600	254TC	**CEM2394T-G**	3,696	HV3	23.78	239	91	230/460	17.5	8, 30
	1800	254TC	**CEM2333T-G**	3,450	HV3	23.78	270	92.4	230/460	18.1	8, 30
	1200	284TC	**CEM4100T-G**	5,508	HV3	27.76	369	91.7	230/460	21	8, 30
20	3600	256TC	**CEM4106T-G**	3,979	HV3	23.78	261	91	230/460	23	8, 30
	1800	256TC	**CEM2334T-G**	4,014	HV3	23.78	295	93	230/460	24	8, 30
	1200	286TC	**CEM4102T-G**	6,987	HV3	27.76	393	91.7	230/460	27	8, 30
25	3600	284TSC	**CEM4107T-G**	5,197	HV3	26.39	323	91.7	230/460	29	8, 30
	1800	284TC	**CEM4103T-G**	5,252	HV3	27.76	400	93.6	230/460	30	8, 30
	1200	324TC	**CEM4111T-G**	7,908	HV3	30.39	507	93	230/460	32	8, 30

(a) See notes on inside back flap.
Cast iron frame
*IP54 when drain fitting kit #HA5027A03 is installed in the weep holes (48 thru 256T frame motors only)
Red catalog number indicates **NEW** product.

NEW!

NEW!

Super-E®, three phase, TEFC, C-Face, foot mounted, with internal AEGIS® Bearing Protection Ring

Hp	RPM	NEMA Frame	Catalog Number	List Price	Disc. Sym.	"C" Dim.	Aprx. Wt. (lb)	Full Load Efficiency	Voltage	Full Load Amps	Notes (a)
230/460 volt (continued)											
30	3600	286TSC	**CEM4108T-G**	5,978	HV3	26.39	336	91.7	230/460	34	8, 30
	1800	286TC	**CEM4104T-G**	6,035	HV3	27.76	410	93.6	230/460	38	8, 30
	1200	326TC	**CEM4117T-G**	8,952	HV3	30.28	604	93	230/460	39	8, 30
40	3600	324TSC	**CEM4109T-G**	7,945	HV3	28.78	532	92.4	230/460	46	8, 30
	1800	324TC	**CEM4110T-G**	7,710	HV3	30.28	596	94.1	230/460	48	8, 30
50	3600	326TSC	**CEM4114T-G**	8,597	HV3	28.78	584	93	230/460	56	8, 30
	1800	326TC	**CEM4115T-G**	8,315	HV3	30.28	648	94.5	230/460	58	8, 30
60	3600	364TSC	**CEM4310T-G**	11,717	HV3	31.36	900	95	230/460	66.3	8, 30
	1800	364TC	**CEM4314T-G**	11,586	HV3	33.48	907	95	230/460	68	8, 30
75	3600	365TSC	**CEM4313T-G**	13,413	HV3	31.36	966	94.5	230/460	81.9	8, 30
	1800	365TC	**CEM4316T-G**	13,323	HV3	33.48	956	95.4	230/460	85.9	8, 30
100	1800	405TC	**CEM4400T-G**	18,144	HV3	38.20	1214	95.4	230/460	112	8, 30

(a) See notes on inside back flap.:
Cast iron frame
*IP54 when drain fitting kit #HA5027A03 is installed in the weep holes (48 thru 256T frame motors only)
Red catalog number indicates **NEW** product.

NEW!

Super-E®, three phase, TEFC, foot mounted, with internal AEGIS Bearing Protection Ring

1 thru 100 Hp

AEGIS INSTALLED

IP44*

Features:

- Class H insulation for increased protection on inverter use
- Internal grounding ring for bearing current mitigation on DE retainer ring
- Designed for longevity with 3 year warranty
- Suitable for inverter use per NEMA MG1 Part 31.4.4.2

Applications:

- Fans
- Pumps
- Blowers
- Unit handling
- HVAC systems
- Variable speed applications
- General purpose applications

Hp	RPM	NEMA Frame	Catalog Number	List Price	Disc. Sym.	"C" Dim.	Aprx. Wt. (lb)	Full Load Efficiency	Voltage	Full Load Amps	Notes (a)
230/460 volt											
1	3600	56	**EM3545-G**	796	HV3	12.23	32	77	230/460	1.4	8,12, 30
	1800	143T	**EM3546T-G**	872	HV3	12.31	30	85.5	230/460	1.5	8,30
	1800	143T	**EM3581T-G**	1,065	HV3	12.54	55	85.5	230/460	1.5	8,30
	1200	145T	**EM3556T-G**	1,012	HV3	13.31	43	82.5	230/460	1.8	8,30
	1200	145T	**EM3582T-G**	1,175	HV3	12.54	56	82.5	230/460	1.7	8,30
1 1/2	3600	143T	**EM3550T-G**	892	HV3	12.29	36	84	230/460	1.9	8,30
	3600	143T	**EM3583T-G**	1,118	HV3	12.54	56	84	230/460	1.9	8,30
	1800	145T	**EM3554T-G**	900	HV3	13.31	42	86.5	230/460	2.2	8,30
	1800	145T	**EM3584T-G**	1,099	HV3	12.54	61	86.5	230/460	2.3	8,30
	1200	182T	**EM3607T-G**	1,186	HV3	16.54	76	87.5	230/460	2.4	8,30
	1200	182T	**EM3667T-G**	1,381	HV3	15.24	99	87.5	230/460	2.5	8
2	3600	145T	**EM3555T-G**	961	HV3	13.29	46	85.5	230/460	2.5	8,30
	3600	145T	**EM3586T-G**	1,166	HV3	12.54	62	85.5	230/460	2.5	8,30
	1800	145T	**EM3558T-G**	927	HV3	13.31	42	86.5	230/460	2.9	8,30
	1800	145T	**EM3587T-G**	1,145	HV3	12.54	62	86.5	230/460	2.9	8,30
	1200	184T	**EM3614T-G**	1,234	HV3	18.04	94	88.5	230/460	3.5	8,30
	1200	184T	**EM3664T-G**	1,401	HV3	15.24	123	88.5	230/460	3.15	8,30
3	3600	145T	**EM3559T-G**	1,037	HV3	14.17	53	86.5	230/460	3.6	8,30
	3600	182T	**EM3610T-G**	1,079	HV3	15.29	57	86.5	230/460	3.6	8,30
	3600	182T	**EM3660T-G**	1,260	HV3	15.24	58	86.5	230/460	3.8	8,30
	1800	182T	**EM3611T-G**	1,037	HV3	16.54	74	89.5	230/460	4.2	8,30
	1800	182T	**EM3661T-G**	1,291	HV3	15.24	105	89.5	230/460	4.1	8,30
	1200	213T	**EM3704T-G**	1,570	HV3	19.01	135	89.5	230/460	4.6	8,30
	1200	213T	**EM3764T-G**	1,716	HV3	18.45	211	89.5	230/460	4.5	8,30
5	3600	184T	**EM3613T-G**	1,175	HV3	16.54	76	88.5	230/460	5.9	8,30
	3600	184T	**EM3663T-G**	1,513	HV3	15.24	99	88.5	230/460	5.8	8,30
	1800	184T	**EM3615T-G**	1,116	HV3	18.04	92	89.5	230/460	6.7	8,30
	1800	184T	**EM3665T-G**	1,317	HV3	15.24	115	89.5	230/460	6.6	8,30
	1200	215T	**EM3708T-G**	1,745	HV3	19.76	154	89.5	230/460	7.3	8,30
	1200	215T	**EM3768T-G**	1,963	HV3	18.45	198	89.5	230/460	7.4	8,30
7 1/2	3600	213T	**EM3709T-G**	1,686	HV3	17.89	133	89.5	230/460	9	8,30
	3600	213T	**EM3769T-G**	1,963	HV3	18.45	169	89.5	230/460	9	8,30
	1800	213T	**EM3710T-G**	1,547	HV3	19.01	129	91.7	230/460	9.4	8,30
	1800	213T	**EM3770T-G**	1,924	HV3	18.45	193	91.7	230/460	9.5	8,30
	1200	254T	**EM2276T-G**	2,842	HV3	23.30	281	91	230/460	11	8,30
10	3600	215T	**EM3711T-G**	1,706	HV3	17.89	118	90.2	230/460	11.8	8,30
	3600	215T	**EM3771T-G**	2,035	HV3	18.45	164	90.2	230/460	11.8	8,30
	1800	215T	**EM3714T-G**	1,718	HV3	20.51	156	91.7	230/460	12	8,30
	1800	215T	**EM3774T-G**	1,907	HV3	18.45	232	91.7	230/460	12.2	8
	1200	256T	**EM2332T-G**	3,202	HV3	23.30	322	91	230/460	14.1	8,30

(a) See notes on inside back flap. Cast iron frame **Red** catalog number indicates **NEW** product.
*IP54 when drain fitting kit #HA5027A03 is installed in the weep holes (48 thru 256T frame motors only)

Super-E®, three phase, TEFC, foot mounted, with internal AEGIS® Bearing Protection Ring

Hp	RPM	NEMA Frame	Catalog Number	List Price	Disc. Sym.	"C" Dim.	Aprx. Wt. (lb)	Full Load Efficiency	Voltage	Full Load Amps	Notes (a)
230/460 volt (continued)											
15	3600	254T	**EM2394T-G**	2,813	HV3	23.30	239	91	230/460	17.5	8,30
	1800	254T	**EM2333T-G**	2,599	HV3	23.30	270	92.4	230/460	18.1	8,30
	1200	284T	**EM4100T-G**	4,257	HV3	27.76	369	91.7	230/460	21	8,30
20	3600	256T	**EM4106T-G**	3,059	HV3	23.30	261	91	230/460	23	8,30
	1800	256T	**EM2334T-G**	3,089	HV3	23.30	295	93	230/460	24	8,30
	1200	286T	**EM4102T-G**	5,543	HV3	27.76	393	91.7	230/460	27	8,30
25	3600	284TS	**EM4107T-G**	3,986	HV3	24.70	323	91.7	230/460	29	8,30
	1800	284T	**EM4103T-G**	4,034	HV3	27.76	400	93.6	230/460	30	8,30
	1200	324T	**EM4111T-G**	6,301	HV3	30.39	507	93	230/460	32	8,30
30	3600	286TS	**EM4108T-G**	4,665	HV3	24.70	336	91.7	230/460	34	8,30
	1800	286T	**EM4104T-G**	4,715	HV3	27.76	410	93.6	230/460	38	8,30
	1200	326T	**EM4117T-G**	7,209	HV3	30.28	604	93	230/460	39	8,30
40	3600	324TS	**EM4109T-G**	6,333	HV3	28.78	532	92.4	230/460	46	8,30
	1800	324T	**EM4110T-G**	6,129	HV3	30.28	596	94.1	230/460	48	8,30
	1200	364T	**EM4308T-G**	9,194	HV3	33.48	883	94.1	230/460	49.4	8,30
50	3600	326TS	**EM4114T-G**	6,885	HV3	28.78	584	93	230/460	56	8,30
	1800	326T	**EM4115T-G**	6,655	HV3	30.28	648	94.5	230/460	58	8,30
	1200	365T	**EM4312T-G**	11,035	HV3	33.48	910	94.1	230/460	61.7	8,30
60	3600	364TS	**EM4310T-G**	9,843	HV3	31.36	900	95	230/460	66.3	8,30
	1800	364T	**EM4314T-G**	9,724	HV3	33.48	907	95	230/460	68	8,30
75	3600	365TS	**EM4313T-G**	11,392	HV3	31.36	966	94.5	230/460	81.9	8,30
	1800	365T	**EM4316T-G**	11,310	HV3	33.48	956	95.4	230/460	85.9	8,30
100	1800	405T	**EM4400T-G**	14,152	HV3	38.20	1214	95.4	230/460	112	8,30
200 volt											
5	1800	184T	**EM3665T-8G**	1,350	HV3	15.23	119	89.5	200	15.1	8
7 1/2	1800	213T	**EM3770T-8G**	1,725	HV3	18.45	170	91.7	200	21.4	8
10	1800	215T	**EM3774T-8G**	1,908	HV3	18.45	231	91.7	200	28	8
15	1800	254T	**EM2333T-8G**	2,599	HV3	23.30	254	92.4	200	42.4	8
575 volt											
1	1800	143T	**EM3546T-5G**	872	HV3	12.31	35	85.5	575	1.2	8
1 1/2	1800	145T	**EM3554T-5G**	900	HV3	13.31	42	86.5	575	1.8	8
2	1800	145T	**EM3558T-5G**	927	HV3	13.31	46	86.5	575	2.3	8
3	1800	182T	**EM3611T-5G**	1,037	HV3	16.54	76	89.5	575	3.3	8
5	1800	184T	**EM3615T-5G**	1,116	HV3	18.04	84	89.5	575	5.3	8
7 1/2	1800	213T	**EM3710T-5G**	1,547	HV3	19.01	126	91.7	575	7.6	8
10	1800	215T	**EM3714T-5G**	1,718	HV3	20.51	165	91.7	575	9.6	8
15	1800	254T	**EM2333T-5G**	2,599	HV3	23.30	250	92.4	575	14.6	8
20	1800	256T	**EM2334T-5G**	3,089	HV3	23.30	293	93	575	19.2	8
25	1800	284T	**EM4103T-5G**	4,034	HV3	27.76	364	93.6	575	24	8
30	1800	286T	**EM4104T-5G**	4,715	HV3	27.76	423	93.6	575	29	8
40	1800	324T	**EM4110T-5G**	6,129	HV3	30.28	576	94.1	575	39	8
50	1800	326T	**EM4115T-5G**	6,655	HV3	30.28	644	94.5	575	46	8

(a) See notes on inside back flap.
Cast iron frame
*IP54 when drain fitting kit #HA5027A03 is installed in the weep holes (48 thru 256T frame motors only)

NEW!

Super-E, three phase, ODP, C-Face, foot mounted, with internal AEGIS® Bearing Protection Ring

1 thru 100 Hp

IP22

AEGIS INSTALLED

Features:

- Class H insulation for increased protection on inverter use
- Internal grounding ring for bearing current mitigation
- Designed for longevity with 3 year warranty
- Suitable for inverter use per NEMA MG1 Part 31.4.4.2

Applications:

- Fans
- Pumps
- Blowers
- Unit handling
- HVAC systems
- Variable speed applications
- General purpose applications

Hp	RPM	NEMA Frame	Catalog Number	List Price	Disc. Sym.	"C" Dim.	Aprx. Wt. (lb)	Full Load Efficiency	Voltage	Full Load Amps	Notes (a)
230/460 volt											
1	3600	56C	CEM31115-G	800	HV3	11.75	37	78.5	230/460	1.6	8, 12, 15, 30
	1800	143TC	CEM3116T-G	970	HV3	11.12	34	85.5	230/460	1.5	8, 30
	1200	145TC	CEM3156T-G	988	HV3	11.62	40	82.5	230/460	1.8	8, 30
1 1/2	3600	143TC	CEM3120T-G	856	HV3	11.12	34	84	230/460	2	8, 30
	1800	145TC	CEM3154T-G	1,006	HV3	11.62	38	86.5	230/460	2.2	8, 30
	1200	182TC	CEM3207T-G	1,143	HV3	15.00	67	86.5	230/460	2.5	8, 30
2	3600	143TC	CEM3155T-G	978	HV3	11.62	41	85.5	230/460	2.5	8, 30
	1800	145TC	CEM3157T-G	1,068	HV3	12.12	41	86.5	230/460	2.9	8, 30
	1200	184TC	CEM3215T-G	1,165	HV3	16.50	79	87.5	230/460	3.4	8, 30
3	3600	145TC	CEM3158T-G	988	HV3	13.00	51	85.5	230/460	3.8	8, 30
	1800	182TC	CEM3211T-G	1,151	HV3	15.00	72	89.5	230/460	4.2	8, 30
	1200	213TC	CEM3305T-G	1,448	HV3	16.32	131	88.5	230/460	4.5	8, 30
5	3600	182TC	CEM3212T-G	1,077	HV3	13.62	63	86.5	230/460	6	8, 30
	1800	184TC	CEM3218T-G	1,245	HV3	16.50	84	89.5	230/460	6.6	8, 30
	1200	215TC	CEM3309T-G	1,844	HV3	17.45	141	89.5	230/460	7.4	8, 30
7 1/2	3600	184TC	CEM3219T-G	1,612	HV3	15.00	75	88.5	230/460	8.6	8, 30
	1800	213TC	CEM3311T-G	1,764	HV3	16.32	130	91	230/460	9.7	8, 30
	1200	254TC	CEM2506T-G	2,215	HV3	23.19	243	90.2	230/460	11	8, 30
10	3600	213TC	CEM3312T-G	1,831	HV3	16.32	121	89.5	230/460	12	8, 30
	1800	215TC	CEM3313T-G	2,098	HV3	17.45	148	91.7	230/460	12.5	8, 30
	1200	256TC	CEM2511T-G	2,818	HV3	23.19	255	91.7	230/460	14.3	8, 30
15	3600	215TC	CEM3314T-G	2,527	HV3	16.32	131	90.2	230/460	17.5	8, 30
	1800	254TC	CEM2513T-G	2,937	HV3	21.69	251	93	230/460	17.7	8, 30
	1200	284TC	CEM2524T-G	3,781	HV3	23.81	280	91.7	230/460	20.5	8, 30
20	3600	254TC	CEM2514T-G	2,978	HV3	21.69	185	91	230/460	23.5	8, 30
	1800	256TC	CEM2515T-G	3,202	HV3	21.69	250	93	230/460	24	8, 30
	1200	286TC	CEM2528T-G	4,542	HV3	23.81	299	92.4	230/460	27	8, 30
25	3600	256TC	CEM2516T-G	4,252	HV3	21.69	233	91.7	230/460	28	8, 30
	1800	284TC	CEM2531T-G	4,704	HV3	25.06	314	93.6	230/460	30	8, 30
	1200	324TC	CEM2532T-G	5,451	HV3	27.69	384	93	230/460	34	8, 30
30	3600	284TSC	CEM2534T-G	4,187	HV3	22.44	320	91.7	230/460	35	8, 30
	1800	286TC	CEM2535T-G	5,119	HV3	25.06	340	94.1	230/460	35	8, 30
	1200	326TC	CEM2536T-G	5,673	HV3	28.69	457	93.6	230/460	38	8, 30
40	3600	286TSC	CEM2538T-G	5,315	HV3	22.44	328	92.4	230/460	46	8, 30
	1800	324TC	CEM2539T-G	5,487	HV3	27.19	392	94.1	230/460	49	8, 30

(a) See notes on inside back flap.
Red catalog number indicates **NEW** product.

NEW!

NEW!

Super-E®, three phase, ODP, C-Face, foot mounted, with internal AEGIS® Bearing Protection Ring

Hp	RPM	NEMA Frame	Catalog Number	List Price	Disc. Sym.	"C" Dim.	Aprx. Wt. (lb)	Full Load Efficiency	Voltage	Full Load Amps	Notes (a)
230/460 volt (continued)											
50	3600	324TSC	**CEM2542T-G**	5,785	HV3	25.69	392	93	230/460	56	8, 30
	1800	326TC	**CEM2543T-G**	6,024	HV3	27.69	497	94.5	230/460	57	8, 30
60	3600	326TSC	**CEM2546T-G**	7,243	HV3	30.69	616	95	230/460	68	8, 30
	1800	364TC	**CEM2547T-G**	7,756	HV3	30.69	565	95	230/460	68	8, 30
75	3600	364TSC	**CEM2549T-G**	9,655	HV3	33.72	750	95	230/460	87	8, 30
	1800	365TC	**CEM2551T-G**	9,397	HV3	33.72	597	95	230/460	85	8, 30
100	3600	365TSC	**CEM2550T-4G**	13,402	HV3	36.97	898	95.4	460	115	8, 30
	1800	404TC	**CEM2555T-4G**	13,597	HV3	36.97	898	95.4	460	115	8, 30

(a) See notes on inside back flap.
Red catalog number indicates **NEW** product.

NEW!

Super-E, three phase, ODP, foot mounted, with internal AEGIS® Bearing Protection Ring

1 thru 100 Hp

IP22

AEGIS INSTALLED

Features:

- Class H insulation for increased protection on inverter use
- Internal grounding ring for bearing current mitigation on DE retainer ring
- Designed for longevity with 3 year warranty
- Suitable for inverter use per NEMA MG1 Part 31.4.4.2

Applications:

- Fans
- Pumps
- Blowers
- Unit handling
- HVAC systems
- Variable speed applications
- General purpose applications

Hp	RPM	NEMA Frame	Catalog Number	List Price	Disc. Sym.	"C" Dim.	Aprx. Wt. (lb)	Full Load Efficiency	Voltage	Full Load Amps	Notes (a)
230/460 volt											
1	3600	56	**EM31115-G**	703	HV3	11.75	27	77	230/460	1.6	8, 12, 15, 30
	1800	143T	**EM3116T-G**	877	HV3	11.12	34	85.5	230/460	1.5	8, 30
	1200	145T	**EM3156T-G**	893	HV3	11.62	40	82.5	230/460	1.8	8, 30
1 1/2	3600	143T	**EM3120T-G**	778	HV3	11.12	34	84	230/460	2	8, 30
	1800	145T	**EM3154T-G**	909	HV3	11.62	38	86.5	230/460	2.2	8, 30
	1200	182T	**EM3207T-G**	1,048	HV3	15.00	67	86.5	230/460	2.5	8, 30
2	3600	143T	**EM3155T-G**	884	HV3	11.62	41	85.5	230/460	2.5	8, 30
	1800	145T	**EM3157T-G**	962	HV3	12.12	41	86.5	230/460	2.9	8, 30
	1200	184T	**EM3215T-G**	1,067	HV3	16.50	79	87.5	230/460	3.4	8, 30
3	3600	145T	**EM3158T-G**	893	HV3	13.00	46	85.5	230/460	3.8	8, 30
	1800	182T	**EM3211T-G**	1,055	HV3	15.00	72	89.5	230/460	4.2	8, 30
	1200	213T	**EM3305T-G**	1,328	HV3	16.32	110	88.5	230/460	4.5	8, 30
5	3600	182T	**EM3212T-G**	991	HV3	13.62	63	86.5	230/460	6	8, 30
	1800	184T	**EM3218T-G**	1,137	HV3	16.50	84	89.5	230/460	6.6	8, 30
	1200	215T	**EM3309T-G**	1,672	HV3	17.45	141	89.5	230/460	7.4	8, 30
7 1/2	3600	184T	**EM3219T-G**	1,456	HV3	15.00	75	88.5	230/460	8.6	8, 30
	1800	213T	**EM3311T-G**	1,602	HV3	16.32	115	91	230/460	9.7	8, 30
	1200	254T	**EM2506T-G**	2,032	HV3	23.19	243	90.2	230/460	11	8, 30
10	3600	213T	**EM3312T-G**	1,661	HV3	16.32	113	89.5	230/460	12	8, 30
	1800	215T	**EM3313T-G**	1,893	HV3	17.45	127	91.7	230/460	12.5	8, 30
	1200	256T	**EM2511T-G**	2,556	HV3	23.19	255	91.7	230/460	14.3	8, 30
15	3600	215T	**EM3314T-G**	2,266	HV3	16.32	126	90.2	230/460	17.5	8, 30
	1800	254T	**EM2513T-G**	2,660	HV3	21.69	210	93	230/460	17.7	8, 30
	1200	284T	**EM2524T-G**	3,428	HV3	23.81	280	91.7	230/460	20.5	8, 30
20	3600	254T	**EM2514T-G**	2,695	HV3	21.69	195	91	230/460	23.5	8, 30
	1800	256T	**EM2515T-G**	2,890	HV3	21.69	227	93	230/460	23.5	8, 30
	1200	286T	**EM2528T-G**	4,090	HV3	23.81	299	92.4	230/460	27	8, 30
25	3600	256T	**EM2516T-G**	3,177	HV3	21.69	212	91.7	230/460	28	8, 30
	1800	284T	**EM2531T-G**	3,543	HV3	25.06	314	93.6	230/460	30	8, 30
	1200	324T	**EM2532T-G**	4,941	HV3	27.69	384	93	230/460	34	8, 30
30	3600	284TS	**EM2534T-G**	3,781	HV3	22.44	310	91.7	230/460	35	8, 30
	1800	286T	**EM2535T-G**	3,839	HV3	25.06	340	94.1	230/460	35	8, 30
	1200	326T	**EM2536T-G**	5,134	HV3	28.69	457	93.6	230/460	38	8, 30
40	3600	286TS	**EM2538T-G**	4,762	HV3	22.44	328	92.4	230/460	46	8, 30
	1800	324T	**EM2539T-G**	4,972	HV3	27.19	392	94.1	230/460	49	8, 30
	1200	364T	**EM2540T-G**	7,170	HV3	30.69	606	94.1	230/460	51	8, 30
50	3600	324TS	**EM2542T-G**	5,232	HV3	25.69	392	93	230/460	56	8, 30
	1800	326T	**EM2543T-G**	5,439	HV3	27.69	473	94.5	230/460	57	8, 30

(a) See notes on inside back flap.

Super-E®, three phase, ODP, foot mounted, with internal AEGIS® Bearing Protection Ring

Hp	RPM	NEMA Frame	Catalog Number	List Price	Disc. Sym.	"C" Dim.	Aprx. Wt. (lb)	Full Load Efficiency	Voltage	Full Load Amps	Notes (a)
230/460 volt (continued)											
60	1800	364T	**EM2547T-G**	7,117	HV3	30.69	616	95	230/460	68	8, 30
75	1800	365T	**EM2551T-G**	8,543	HV3	33.72	750	95	230/460	87	8, 30
100	1800	404T	**EM2555T-4G**	10,158	HV3	36.97	898	95.4	460	115	8
200 volt											
1	1800	143T	**EM3116T-8G**	877	HV3	11.12	38	85.5	200	3.5	8
1 1/2	1800	145T	**EM3154T-8G**	909	HV3	11.62	37	86.5	200	5.1	8
2	1800	145T	**EM3157T-8G**	962	HV3	12.12	43	86.5	200	6.5	8
3	1800	182T	**EM3211T-8G**	1,055	HV3	15.00	74	89.5	200	9.7	8
5	1800	184T	**EM3218T-8G**	1,137	HV3	16.50	92	89.5	200	15.3	8
7 1/2	1800	213T	**EM3311T-8G**	1,602	HV3	16.32	120	91	200	22.2	8
10	1800	215T	**EM3313T-8G**	1,893	HV3	17.45	132	91.7	200	29.5	8
15	1800	254T	**EM2513T-8G**	2,660	HV3	21.69	234	93	200	40.7	8
20	1800	256T	**EM2515T-8G**	2,890	HV3	21.69	250	93	200	54.3	8
25	1800	284T	**EM2531T-8G**	3,543	HV3	25.06	330	93.6	200	70	8
30	1800	286T	**EM2535T-8G**	3,839	HV3	25.06	340	94.1	200	81	8
40	1800	324T	**EM2539T-8G**	4,972	HV3	27.19	390	94.1	200	109	8
575 volt											
1	1800	143T	**EM3116T-5G**	877	HV3	11.12	38	85.5	575	1.2	8
1 1/2	1800	145T	**EM3154T-5G**	909	HV3	11.62	37	86.5	575	1.8	8
2	1800	145T	**EM3157T-5G**	962	HV3	12.12	43	86.5	575	2.3	8
3	1800	182T	**EM3211T-5G**	1,055	HV3	15.00	74	89.5	575	3.4	8
5	1800	184T	**EM3218T-5G**	1,137	HV3	16.50	92	89.5	575	5.3	8
7 1/2	1800	213T	**EM3311T-5G**	1,602	HV3	16.32	114	91	575	7.8	8
10	1800	215T	**EM3313T-5G**	1,893	HV3	17.45	132	91.7	575	10	8
15	1800	254T	**EM2513T-5G**	2,660	HV3	21.69	210	93	575	14.1	8
20	1800	256T	**EM2515T-5G**	2,890	HV3	21.69	250	93	575	18.9	8
25	1800	284T	**EM2531T-5G**	3,543	HV3	25.06	328	93.6	575	24.5	8
30	1800	286T	**EM2535T-5G**	3,839	HV3	25.06	340	94.1	575	28	8
40	1800	324T	**EM2539T-5G**	4,972	HV3	27.19	400	94.1	575	40	8

(a) See notes on inside back flap.

Super-E®, three phase, ODP, foot mounted

1 thru 100 Hp

IP22

Features:

- External provisions for bearing current mitigation
- Designed for longevity with 3 year warranty
- Suitable for inverter use per NEMA MG1 Part 31.4.4.2

Applications:

- Fans
- Pumps
- Blowers
- Air handling
- HVAC systems
- Variable speed applications
- General purpose applications

Hp	RPM	NEMA Frame	Catalog Number	List Price	Disc. Sym.	"C" Dim.	Aprx. Wt. (lb)	Full Load Efficiency	Voltage	Full Load Amps	Notes (a)
230/460 volt											
1	1800	143T	**EHM3116T**	578	HV3	11.12	35	85.5	230/460	1.5	30
1 1/2	1800	145T	**EHM3154T**	600	HV3	11.62	37	86.5	230/460	2.2	30
2	1800	145T	**EHM3157T**	645	HV3	12.13	41	86.5	230/460	2.9	30
3	1800	182T	**EHM3211T**	692	HV3	15.00	72	89.5	230/460	4.2	30
	1200	213T	**EHM3305T**	1,141	HV3	16.32	114	88.5	230/460	4.5	30
5	1800	184T	**EHM3218T**	751	HV3	16.50	85	89.5	230/460	6.6	30
	1200	215T	**EHM3309T**	1,485	HV3	17.45	141	89.5	230/460	7.4	30
7 1/2	1800	213T	**EHM3311T**	1,092	HV3	16.32	115	91	230/460	9.7	30
	1200	254T	**EHM2506T**	1,773	HV3	23.19	248	90.2	230/460	11	30
10	1800	215T	**EHM3313T**	1,314	HV3	17.45	127	91.7	230/460	12.5	30
	1200	256T	**EHM2511T**	2,297	HV3	23.19	260	91.7	230/460	14.3	30
15	1800	254T	**EHM2523T**	1,853	HV3	21.69	212	93	230/460	17.7	30
	1200	284T	**EHM2524T**	3,085	HV3	23.81	285	91.7	230/460	20.5	30
20	1800	256T	**EHM2515T**	2,318	HV3	21.69	225	93	230/460	23.5	30
	1200	286T	**EHM2528T**	3,747	HV3	23.81	375	92.4	230/460	27	30
25	1800	284T	**EHM2531T**	2,820	HV3	25.06	345	93.6	230/460	30	30
	1200	324T	**EHM2532T**	4,519	HV3	27.69	393	93	230/460	34	30
30	1800	286T	**EHM2535T**	4,011	HV3	25.06	339	94.1	230/460	35	30
	1200	326T	**EHM2536T**	4,712	HV3	28.69	482	93.6	230/460	38	30
40	1800	324T	**EHM2539T**	4,519	HV3	27.19	433	94.1	230/460	49	30
50	1800	326T	**EHM2543T**	4,920	HV3	27.69	469	94.5	230/460	57	30
60	1800	364T	**EHM2547T**	5,563	HV3	29.94	582	95	230/460	68	30
75	1800	365T	**EHM2551T**	6,822	HV3	33.72	752	95	230/460	87	30
100	1800	404T	**EHM2555T**	7,776	HV3	36.97	911	95.4	230/460	113	30
230/460 volt, F2 mounting											
2	1800	145T	**EHFM3157T**	645	HV3	12.13	49	86.5	230/460	2.9	30
3	1800	182T	**EHFM3211T**	692	HV3	15.00	68	89.5	230/460	4.2	30
5	1800	184T	**EHFM3218T**	1,092	HV3	16.50	82	89.5	230/460	6.6	30
7 1/2	1800	213T	**EHFM3311T**	1,314	HV3	16.32	115	91	230/460	9.7	30
10	1800	215T	**EHFM3313T**	1,480	HV3	17.45	127	91.7	230/460	12.5	30
15	1800	254T	**EHFM2523T**	1,853	HV3	21.69	212	93	230/460	17.7	30
20	1800	256T	**EHFM2515T**	2,318	HV3	21.69	227	93	230/460	23.5	30
25	1800	284T	**EHFM2531T**	2,820	HV3	25.06	301	93.6	230/460	30	30
30	1800	286T	**EHFM2535T**	3,082	HV3	25.06	328	94.1	230/460	35	30
40	1800	324T	**EHFM2539T**	4,011	HV3	27.19	429	94.1	230/460	49	30
50	1800	326T	**EHFM2543T**	4,920	HV3	27.69	466	94.5	230/460	57	30

(a) See notes on inside back flap.

Super-E, three phase, ODP, foot mounted

Hp	RPM	NEMA Frame	Catalog Number	List Price	Disc. Sym.	"C" Dim.	Aprx. Wt. (lb)	Full Load Efficiency	Voltage	Full Load Amps	Notes (a)
200 volt											
1	1800	143T	**EHM3116T-8**	578	HV3	11.12	34	85.5	200	3.5	
1 1/2	1800	145T	**EHM3154T-8**	600	HV3	11.62	38	86.5	200	5.1	
2	1800	145T	**EHM3157T-8**	645	HV3	12.13	41	86.5	200	6.5	
3	1800	182T	**EHM3211T-8**	692	HV3	15.00	71	89.5	200	9.7	
5	1800	184T	**EHM3218T-8**	751	HV3	16.50	85	89.5	200	15.3	
7 1/2	1800	213T	**EHM3311T-8**	1,092	HV3	16.32	115	91	200	22.2	
10	1800	215T	**EHM3313T-8**	1,314	HV3	17.45	120	91.7	200	29.5	30
15	1800	254T	**EHFM2523T-8**	1,848	HV3	21.69	211	93	200	40.7	6, 30
		254T	**EHM2523T-8**	1,853	HV3	21.69	210	93	200	40.7	30
20	1800	256T	**EHM2515T-8**	2,318	HV3	21.69	226	93	200	54.3	30
25	1800	284T	**EHM2531T-8**	2,820	HV3	25.06	369	93.6	200	70	
30	1800	286T	**EHM2535T-8**	3,082	HV3	25.06	331	94.1	200	81	
40	1800	324T	**EHM2539T-8**	4,011	HV3	26.69	434	94.1	200	108	
50	1800	326T	**EHM2543T-8**	4,920	HV3	27.69	459	94.5	200	132	

(a) See notes on inside back flap.

Super-E®, three phase, TEFC, foot mounted

1 thru 50 Hp

IP44*

Features:

- External provisions for bearing current mitigation
- Designed for longevity with 3 year warranty
- Suitable for inverter use per NEMA MG1 Part 31.4.4.2

Applications:

- Fans
- Pumps
- Blowers
- Air handling
- HVAC systems
- General purpose applications

Hp	RPM	NEMA Frame	Catalog Number	List Price	Disc. Sym.	"C" Dim.	Aprx. Wt. (lb)	Full Load Efficiency	Voltage	Full Load Amps	Notes (a)
230/460 volt											
1	1800	143T	**EHM3546T**	652	HV3	12.31	37	85.5	230/460	1.5	1, 30
1 1/2	1800	145T	**EHM3554T**	655	HV3	13.29	44	86.5	230/460	2.2	1, 30
2	1800	145T	**EHM3558T**	701	HV3	13.29	46	86.5	230/460	2.9	1, 30
3	1800	182T	**EHM3611T**	772	HV3	16.54	73	89.5	230/460	4.2	1, 30
5	1800	184T	**EHM3615T**	843	HV3	18.04	93	89.5	230/460	6.7	1, 30
	1200	215T	**EHM3708T**	1,558	HV3	19.78	154	89.5	230/460	7.3	1, 30
7 1/2	1800	213T	**EHM3710T**	1,201	HV3	19.03	128	91.7	230/460	9.4	1, 30
	1200	254T	**EHM2276T**	2,583	HV3	23.28	294	91	230/460	11	1, 30
10	1800	215T	**EHM3714T**	1,355	HV3	20.53	165	91.7	230/460	12	1, 30
	1200	256T	**EHM2332T**	2,943	HV3	23.28	290	91	230/460	14.1	1, 30
15	1800	254T	**EHM2333T**	2,070	HV3	23.28	250	92.4	230/460	18.1	1, 30
	1200	284T	**EHM4100T**	3,914	HV3	27.76	400	91.7	230/460	21	1, 30
20	1800	256T	**EHM2334T**	2,504	HV3	23.28	288	93	230/460	24	1, 30
	1200	286T	**EHM4102T**	5,201	HV3	27.76	457	91.7	230/460	27	1, 30
25	1800	284T	**EHM4103T**	3,266	HV3	27.76	430	93.6	230/460	30	1, 30
	1200	324T	**EHM4111T**	5,879	HV3	30.39	465	93	230/460	32	1, 30
30	1800	286T	**EHM4104T**	3,870	HV3	27.76	423	93.6	230/460	38	1, 30
40	1800	324T	**EHM4110T**	5,051	HV3	30.28	612	94.1	230/460	48	1, 30
50	1800	326T	**EHM4115T**	5,501	HV3	30.28	622	94.5	230/460	58	1, 30
575 volt											
1	1800	143T	**EHM3546T-5**	652	HV3	12.31	37	85.5	575	1.2	1
1 1/2	1800	145T	**EHM3554T-5**	655	HV3	13.29	44	86.5	575	1.8	1
2	1800	145T	**EHM3558T-5**	701	HV3	13.29	47	86.5	575	2.3	1
3	1800	182T	**EHM3611T-5**	772	HV3	16.54	74	89.5	575	3.3	1
5	1800	184T	**EHM3615T-5**	843	HV3	18.04	92	89.5	575	5.3	1
7 1/2	1800	213T	**EHM3710T-5**	1,201	HV3	19.03	127	91.7	575	7.6	1
10	1800	215T	**EHM3714T-5**	1,355	HV3	20.53	165	91.7	575	9.6	1
15	1800	254T	**EHM2333T-5**	2,070	HV3	23.28	255	92.4	575	14.6	1
20	1800	256T	**EHM2334T-5**	2,504	HV3	23.28	286	93	575	19.2	1
25	1800	284T	**EHM4103T-5**	3,266	HV3	27.76	397	93.6	575	24	1
30	1800	286T	**EHM4104T-5**	3,870	HV3	27.76	395	93.6	575	29	1
40	1800	324T	**EHM4110T-5**	5,051	HV3	30.28	575	94.1	575	39	1
50	1800	326T	**EHM4115T-5**	5,501	HV3	30.28	622	94.5	575	50	1

(a) See notes on inside back flap.
Cast iron frame
*IP54 when Drain Fitting Kit #HA5027A03 is installed in the weep holes (48 thru 256T frame motors only)

Chiller/cooling tower, three phase, TEAO

5 thru 60 Hp

IP55

Features:

- Severe duty construction for harsh environments
- Corrosion resistant epoxy finish
- Multiple lifting provisions for ease of installation
- Strategically placed drains for optimal moisture removal
- Four barrier shaft sealing system on drive end
- Lipped conduit lid for increased ingress protection

Applications:

- Cooling towers
- Chillers
- Fans
- Pumps
- Air handling
- HVAC systems
- General purpose applications

Hp	RPM	NEMA Frame	Catalog Number	List Price	Disc. Sym.	"C" Dim.	Aprx. Wt. (lb)	Full Load Efficiency	Voltage	Full Load Amps	Airflow Ft/Min	Notes (a)
5	1800	213T	**ECTM3611T-57**	1495	HV3	16.32	116	87.5	230/380-415	4.8	1200	
	1200	213T	**ECTM3704T**	1236	HV3	17.45	140	89.5	230/460	4.6	1200	
5	1800	213T	**ECTM3615T-57**	1804	HV3	17.45	134	88.5	230/380-415	7.4	1200	
		184T	**CTM3665T**	1,095	HV3	13.68	100	87.5	208-230/460	6.9	1200	
		184T	**ECTM3665T**	1,239	HV3	13.68	108	89.5	208-230/460	6.6	1200	
	1200	213T	**ECTM3708T**	1486	HV3	18.95	185	89.5	230/460	7.2	1200	
		215T	**CTM3768T**	1,660	HV3	19.54	206	87.5	208-230/460	7.5	1200	
		215T	**ECTM3768T**	1,968	HV3	19.54	227	90.2	230/460	7.3	1200	30
7 1/2	1800	213T	**CTM3770T**	1,458	HV3	19.54	164	89.5	208-230/460	10.3	1500	
		213T	**ECTM3770T**	1,653	HV3	19.54	170	91.7	208-230/460	9.5	1500	
	1200	254T	**CTM2276T**	2,025	HV3	22.16	179	89.5	208-230/460	10.9	1500	
		254T	**ECTM2276T**	2,802	HV3	23.00	290	91	230/460	11	1500	30
10	1800	215T	**CTM3774T**	1,861	HV3	19.54	170	89.5	208-230/460	13	1500	
		215T	**ECTM3774T**	2,218	HV3	19.54	231	91.7	208-230/460	12.2	1500	
	1200	256T	**CTM2332T**	2,254	HV3	23.00	275	89.5	230/460	14.4	1500	30
		256T	**ECTM2332T**	3,201	HV3	23.00	297	91	230/460	14.4	1500	30
15	1800	254T	**CTM2333T**	2,472	HV3	22.16	236	91	208-230/460	18.5	1500	
		254T	**ECTM2333T**	2,944	HV3	23.00	278	92.4	230/460	18.1	1500	30
	1200	284T	**ECTM4100T**	4,268	HV3	25.63	345	91.7	230/460	20	1500	30
20	1800	256T	**CTM2334T**	2,756	HV3	23.91	245	91	230/460	25	1500	30
		256T	**ECTM2334T**	3,284	HV3	23.00	293	93	230/460	24	1500	30
25	1800	284T	**CTM4103T**	3,341	HV3	25.78	343	92.4	230/460	29	1500	30
		284T	**ECTM4103T**	4,042	HV3	25.63	378	93.6	230/460	30	1500	30
30	1800	286T	**CTM4104T**	4,010	HV3	25.78	363	92.4	230/460	36	1500	30
		286T	**ECTM4104T**	4,797	HV3	25.63	410	93.6	230/460	38	1500	30
40	1800	324T	**CTM4110T**	5,334	HV3	28.38	529	93	230/460	47	2000	30
		324T	**ECTM4110T**	6,273	HV3	28.38	553	94.1	230/460	48	1500	30
50	1800	326T	**ECTM4115T**	7,500	HV3	28.38	598	94.5	230/460	58	2000	30
60	1800	364T	**ECTM4314T**	9,863	HV3	29.70	835	95	230/460	68	2000	30

(a) See notes on inside back flap.
Cast iron frame

Chiller/cooling tower, three phase, two speed, TEFC

10 thru 60 Hp

IP55

Features:

- Multi speed electrical design
- Severe duty construction for harsh environments
- Corrosion resistant epoxy finish
- Lead lugs for ease of connectivity

Applications:

- Cooling towers
- Chillers
- Fans
- Pumps
- Air handling
- HVAC systems
- General purpose applications

Hp	RPM	NEMA Frame	Catalog Number	List Price	Disc. Sym.	"C" Dim.	Aprx. Wt. (lb)	Full Load Efficiency (b)	Voltage	Full Load Amps	Notes (a)
10/2.5	1800/900	215T	**CTM1760T**	3,455	HV3	19.32	210	89.5	460	14.3	
15/3.75	1800/900	254T	**CTM1761T**	4,381	HV3	24.78	290	90.2	460	18.1	
20/5	1800/900	256T	**CTM1762T**	5,293	HV3	24.78	299	91	460	23.6	
25/6.25	1800/900	284T	**CTM1763T**	6,158	HV3	27.93	342	91.7	460	32	
30/7.5	1800/900	286T	**CTM1764T**	7,069	HV3	27.93	333	91.7	460	36	
40/10	1800/900	324T	**CTM1765T**	9,280	HV3	30.28	619	92.4	460	48	
50/12.5	1800/900	326T	**CTM1766T**	10,949	HV3	30.28	657	90.2	460	63	
60/15	1800/900	364T	**CTM1767T**	15,857	HV3	33.44	836	93	460	69.6	

(a) See notes on inside back flap.
(b) Full load efficiency is at 1800 RPM and low speed efficiency is not published.
Cast iron frame

Ventilation fan, three phase TEAO, C-Face, footless

1/2 thru 1 Hp

IP44*

Features:

- Terminal panel for ease of connectivity
- Lubed for life double sealed bearings
- Locked DE bearing to allow mounting in any configuration

Applications:

- Fans
- Pumps
- Blowers
- Condensers
- Air handling
- HVAC systems
- General purpose applications

Hp	RPM	NEMA Frame	Catalog Number	List Price	Disc. Sym.	"C" Dim.	Aprx. Wt. (lb)	Full Load Efficiency	Voltage	Full Load Amps	Notes (a)
1/2	900	56C	**VAOM3560**	673	HV3	12.68	50	64	208-230/460	1.6	
1	900	56C	**VAOM3527**	798	HV3	14.93	57	74	208-230/460	3.2	

(a) See notes on inside back flap.
*IP54 when Drain Fitting Kit #HA5027A03 is installed in the weep holes (48 thru 256T frame motors only)

Three phase, TEAO, foot mounted

1/4 thru 10 Hp

IP44*

Features:

- 36” long leads for ease of connectivity
- Oversized ball bearings for large overhung load from shaft mounted fans
- Locked DE bearing to allow mounting in any configuration

Applications:

- Fans
- Pumps
- Blowers
- Condensers
- Air handling
- HVAC systems
- General purpose applications

Hp	RPM	NEMA Frame	Catalog Number	List Price	Disc. Sym.	“C” Dim.	Aprx. Wt. (lb)	Full Load Efficiency	Voltage	Full Load Amps	Notes (a)
1/4	1800	48	**A0M3454**	337	HV3	9.63	18	64	230/460	0.7	2, 20, 30
	1200	48	**A0M3455**	529	HV3	9.63	19	68	230/460	0.7	2, 20, 30
1/3	1800	48	**A0M3458**	376	HV3	9.63	18	68	230/460	0.9	2, 20, 30
	1200	56	**A0M3535**	557	HV3	10.25	22	70	208-230/460	0.9	2, 20
1/2	1800	56	**A0M3538**	442	HV3	10.25	25	70	208-230/460	1.1	2, 20
	1200	56	**A0M3539**	600	HV3	10.88	24	72	208-230/460	1.2	2, 20
3/4	1800	56	**A0M3542**	476	HV3	10.25	23	72	208-230/460	1.6	2, 20
	1200	56	**A0M3543**	617	HV3	11.75	31	77	208-230/460	1.5	2, 20
1	1800	143T	**A0M3546T**	495	HV3	11.81	33	75.5	208-230/460	1.8	2
	1200	145T	**A0M3556T**	626	HV3	11.12	35	78.5	208-230/460	1.9	2
	900	182T	**A0M3617T**	1,212	HV3	13.62	62	74	208-230/460	2.2	2
1 1/2	1800	145T	**A0M3554T**	515	HV3	11.12	34	81.5	208-230/460	2.3	2, 20
	1200	182T	**A0M3607T**	716	HV3	13.62	50	78.5	208-230/460	2.5	2, 20
2	1800	145T	**A0M3558T**	546	HV3	12.12	38	82.5	208-230/460	3	2, 20
	1200	184T	**A0M3614T**	768	HV3	15.00	63	81.5	208-230/460	3.4	2, 20
	900	213T	**A0M3702T**	1,839	HV3	16.32	97	82.5	208-230/460	3.5	2
3	1800	182T	**A0M3611T**	640	HV3	13.62	59	85.5	208-230/460	4.5	2, 20
	1200	213T	**A0M3704T**	962	HV3	16.32	92	84	208-230/460	4.8	2, 20
	900	215T	**A0M3705T**	2,010	HV3	17.44	113	86.5	208-230/460	5.2	2, 20
5	1800	184T	**A0M3615T**	740	HV3	15.00	71	87.5	208-230/460	6.8	1
	1200	215T	**A0M3708T**	1,377	HV3	16.32	115	86.5	208-230/460	7.6	2, 20
	900	254T	**A0M25904T**	3,194	HV3	19.63	208	82.5	230/460	8.9	1, 30
7 1/2	1800	213T	**A0M3710T**	949	HV3	16.32	106	87.5	208-230/460	10.9	1
10	1800	215T	**A0M3714T**	1,150	HV3	17.45	126	89.5	208-230/460	13.5	2, 20

(a) See notes on inside back flap.
*IP54 when Drain Fitting Kit #HA5027A03 is installed in the weep holes (48 thru 256T frame motors only)

Condenser fan, three phase, ODP, “belly band” round body
1/2 thru 1 1/2 Hp

IP22

Features:
- 6” long shaft with flat and keyway
- Terminal panel for ease of connectivity
- Automatic thermal overload protection
- Lubed for life double shielded bearings

Applications:
- Fans
- Pumps
- Blowers
- Condensers
- Air handling
- HVAC systems
- General purpose applications

Hp	RPM	NEMA Frame	Catalog Number	List Price	Disc. Sym.	“C” Dim.	Aprx. Wt. (lb)	Full Load Efficiency	Voltage	Full Load Amps	Notes (a)
1/2	1200	48YZ	**CFM3036A**	566	HV3	14.29	25	72	208-230/460	1.2	2, 20
		56YZ	**CFM3136A**	586	HV3	15.30	28	70	208-230/460	1.2	
3/4	1200	48YZ	**CFM3046A**	614	HV3	16.02	33	77	208-230/460	1.5	2, 20
		56YZ	**CFM3146A**	633	HV3	15.55	33	75.5	208-230/460	1.4	
1	1200	56YZ	**CFM3156A**	722	HV3	16.55	38	75.5	208-230/460	1.8	
1 1/2	1200	56YZ	**CFM3166A**	785	HV3	17.43	48	76	208-230/460	2.5	

(a) See notes on inside back flap.

Condenser fan, three phase, TEAO, “belly band” round body
1/2 Hp

IP44*

Features:
- Low temp grease for use in industrial freezers
- Terminal panel for ease of connectivity
- Automatic thermal overload protection
- Lubed for life double shielded bearings
- 60 and 50 Hz data included for connection at either frequency

Applications:
- Industrial freezers/ refrigeration
- Food processing plants
- Low temperature condensers

Hp	RPM	NEMA Frame	Catalog Number	List Price	Disc. Sym.	“C” Dim.	Aprx. Wt. (lb)	Full Load Efficiency	Voltage	Full Load Amps	Notes (a)
1/2	1200	56	**M3539-TP**	625	HV3	11.68	29	70	208-230/460	1.2	

(a) See notes on inside back flap.
*IP54 when Drain Fitting Kit #HA5027A03 is installed in the weep holes (48 thru 256T frame motors only)

Fan and blower, single and three phase, ODP, resilient base

1/4 thru 2 Hp

IP22

Features:

- Resilient cushion base for low noise and reduced vibration
- Terminal panel for ease of connectivity
- Automatic thermal overload protection
- Lubed for life double shielded bearings

Applications:

- Fans
- Pumps
- Blowers
- Condensers
- Air handling
- HVAC systems
- General purpose applications

Hp	RPM	NEMA Frame	Catalog Number	List Price	Disc. Sym.	"C" Dim.	Aprx. Wt. (lb)	Full Load Efficiency	Voltage	Full Load Amps	Notes (a)
Single phase											
1/4	1800	48	**ERL1203A**	312	HV1	10.34	20	68.5	115/230	1.3	13, 30, 96
1/3	1800	56	**ERL1206A**	345	HV1	10.96	24	72.4	115/230	1.7	13, 30, 96
1/2	3600	48	**RL1209A**	333	HV1	10.96	27	74	115/230	4.2	12, 30, 96
	1800	56	**RL1304A**	434	HV1	11.59	26	62	115/230	4.2	12, 30, 66, 96
		56	**RL1323A**	395	HV1	10.97	24	62	115/230	4	2, 66
3/4	3600	56	**ERL1306A**	459	HV1	11.59	26	76.2	115/230	3.3	12, 30, 66, 96
	1800	56H	**RL1307A**	532	HV1	12.96	34	68	115/230	5.1	12, 30, 66, 96
		56	**RL1324A**	428	HV1	12.47	31	71	115/230	5	2, 66
1	3600	56H	**ERL1309A**	528	HV1	11.42	36	82	115/230	3.9	12, 30, 66, 96
	1800	56H	**RL1310A**	578	HV1	12.04	34	68	115/230	6.5	12, 30, 66
1 1/2	3600	56H	**ERL1313A**	689	HV1	13.30	52	82	115/230	5.9	15, 30, 66
	1800	56H	**ERL1319A**	774	HV1	14.67	59	83.8	115/230	6.2	15, 66
Single phase, 277 volt											
1/3	1800	56	**RL1301A277**	446	HV1	10.97	23	60	277	2.5	13, 66
1/2	1800	56	**RL1304A277**	464	HV1	11.59	26	62	277	3.6	12, 66
3/4	1800	56H	**RL1307A277**	639	HV1	12.47	34	66	277	4.2	12, 66
1	1800	56H	**RL1310A277**	657	HV1	12.42	42	70	277	5.4	66
1 1/2	1800	56H	**ERL1319A277**	774	HV1	14.67	59	84	277	5.2	15, 66
Three phase											
1/4	1800	48	**ERM3003**	437	HV3	10.34	21	69.5	230/460	0.5	13, 15, 30
1/3	1800	48	**ERM3007**	455	HV3	10.34	24	73.4	230/460	0.7	13, 15, 30
		56	**ERM3104**	455	HV3	10.97	24	73.4	230/460	0.7	13, 15, 30
1/2	3600	48	**ERM3009**	480	HV3	10.34	24	73.4	230/460	0.8	12, 15, 30
	1800	48	**ERM3010**	489	HV3	11.84	31	78.2	230/460	0.8	12, 15, 30
		56	**ERM3108**	489	HV3	11.97	31	78.2	230/460	0.8	12, 15, 30
3/4	3600	56	**ERM3111**	485	HV3	10.97	24	76.8	230/460	1.2	12, 15, 30
	1800	56	**ERM3112**	539	HV3	11.42	38	84	208-230/460	1.3	12, 15
1	3600	56	**ERM3115**	512	HV3	12.47	27	77	230/460	1.6	12, 15, 30
	1800	56	**ERM3116**	562	HV3	11.42	37	83.5	230/460	1.45	15, 30
1 1/2	3600	56H	**ERM3120**	543	HV3	11.42	34	84	208-230/460	2	15
	1800	56H	**ERM3154**	580	HV3	12.42	41	86.5	208-230/460	2.2	15
2	3600	56H	**ERM3155**	630	HV3	12.42	43	85.5	230/460	2.6	15
	1800	56H	**ERM3157**	673	HV3	12.42	43	86.5	208-230/460	2.9	15

(a) See notes on inside back flap.
Red catalog number indicates **NEW** product.

Three phase, ODP
1/3 thru 5 Hp

IP22

Features:
- Terminal panel for ease of connectivity
- Automatic thermal overload protection
- Lubed for life double shielded bearings

Applications:
- Fans
- Pumps
- Blowers
- Condensers
- Air handling
- HVAC systems
- General purpose applications

Hp	RPM	NEMA Frame	Catalog Number	List Price	Disc. Sym.	"C" Dim.	Aprx. Wt. (lb)	Full Load Efficiency	Voltage	Full Load Amps	Notes (a)
Foot mounted											
5	1800	184T	**EHM3218TA**	1,076	HV3	16.50	84	89.5	230/460	6.6	11, 30
Resilient base											
1/3	1800	48	**RM3007A**	321	HV3	10.34	21	68	230/460	0.8	12, 30
1/2	1800	56H	**RM3108A**	487	HV3	10.97	25	72	230/460	0.9	12, 30, 36
3/4	1800	56H	**RM3112A**	524	HV3	11.59	32	74	230/460	1.5	12, 30, 36, 96
1	1800	56H	**RM3116A**	546	HV3	12.47	32	78.5	230/460	2	30, 36, 96
1 1/2	1800	56H	**RM3154A**	580	HV3	12.04	34	78.5	208-230/460	2.4	36
2	1800	56H	**RM3157A**	665	HV3	12.42	40	81.5	208-230/460	2.9	36
3	3600	145TY	**ERM3158TA**	797	HV3	13.64	48	85.5	230/460	3.8	30
5	3600	145TY	**ERHM3162TA**	1,138	HV3	15.02	60	86.5	230/460	6.1	30

(a) See notes on inside back flap.

(PSC) – direct drive fan, single phase, foot mounted, TEAO
1/4 thru 1/2 Hp

IP44*

Features:
- 1" extended through bolts for grille mounting
- Terminal panel for ease of connectivity
- Automatic thermal overload protection
- Lubed for life double shielded bearings
- Switchless design for increased reliability

Applications:
- Fans
- Pumps
- Blowers
- Condensers
- Air handling
- HVAC systems
- General purpose applications

Hp	RPM	NEMA Frame	Catalog Number	List Price	Disc. Sym.	"C" Dim.	Aprx. Wt. (lb)	Full Load Efficiency	Voltage	Full Load Amps	Notes (a)
1/4	1800	48Z	**PSC3413A**	400	HV1	11.34	19	65.5	115/230	1.3	2, 29
1/3	1800	48Z	**PSC3416A**	444	HV1	11.34	21	62	115/230	1.8	2, 29
1/2	1800	48Z	**PSC3524A**	487	HV1	11.96	24	65	115/230	3	2, 29

(a) See notes on inside back flap.
*IP54 when Drain Fitting Kit #HA5027A03 is installed in the weep holes (48 thru 256T frame motors only)

Direct drive fan, single and three phase, TEAO

1/4 thru 1 Hp

IP54

Features:

- Resilient cushion base for low noise and reduced vibration
- 1" extended through bolts for grille mounting
- Terminal panel for ease of connectivity
- Automatic thermal overload protection
- Lubed for life double shielded bearings

Applications:

- Fans
- Pumps
- Blowers
- Condensers
- Air handling
- HVAC systems
- General purpose applications

Hp	RPM	NEMA Frame	Catalog Number	List Price	Disc. Sym.	"C" Dim.	Aprx. Wt. (lb)	Voltage	Full Load Amps	S.F.	Notes (a)
Single phase, permanent split capacitor											
1/4	1800	48Z	**CHC144A**	347	HV1	11.35	21	115/230	1.4	1	30
	1200	48Z	**CHC164A**	403	HV1	11.35	22	115/230	1.5	1.15	30
1/3	1800	48Z	**CHC244A**	387	HV1	11.35	22	115/230	1.7	1.15	30
	1200	48Z	**CHC264A**	467	HV1	11.35	26	115/230	1.8	1.15	30
1/2	1800	56YZ	**CHC345A**	438	HV1	12.70	27	115/230	2.6	1.15	30
	1200	56YZ	**CHC365A**	504	HV1	13.58	31	115/230	3.2	1.15	30
3/4	1800	56YZ	**CHC445A**	499	HV1	13.58	35	115/230	3.7	1.15	
1	1800	56	**CHC545A**	534	HV1	13.04	39	115/230	4.9	1	
	1200	56	**CHC565A**	722	HV1	13.92	51	115/230	5.3	1	20
Three phase											
1/4	1200	48YZ	**CHM164A**	408	HV3	11.34	20	230/460	0.7	1.25	30, 96
1/3	1200	48YZ	**CHM264A**	435	HV3	11.34	19	230/460	0.9	1.25	30
1/2	1800	48YZ	**CHM344A**	416	HV3	11.34	23	230/460	1.1	1.25	30
		56YZ	**CHM345A**	419	HV3	12.08	24	230/460	1.1	1.25	30
	1200	48YZ	**CHM364A**	473	HV3	11.96	25	230/460	1.2	1.25	30
		56YZ	**CHM365A**	477	HV3	12.70	28	230/460	1.2	1.25	30
3/4	1200	56YZ	**CHM465A**	545	HV3	13.58	34	208-230/460	1.5	1.15	
1	1800	56YZ	**CHM545A**	526	HV3	13.58	34	208-230/460	1.7	1.15	
	1200	56	**CHM565A**	620	HV3	13.04	40	208-230/460	1.8	1.15	

(a) See notes on inside back flap.

Yoke/pedestal fan, single phase, PSC, TEAO

1/4 thru 1/2 Hp

IP54

Features:

- Robust stamped steel pedestal mount
- 1" extended through bolts for grille mounting
- Terminal panel for ease of connectivity
- Automatic thermal overload protection
- Lubed for life double shielded bearings
- Switchless design for increased reliability

Applications:

- Fans
- Pumps
- Blowers
- Condensers
- Air handling
- HVAC systems
- General purpose applications

Hp	RPM	NEMA Frame	Catalog Number	List Price	Disc. Sym.	"C" Dim.	Aprx. Wt. (lb)	Voltage	Full Load Amps	S.F.	Notes (a)
1/4	1800	48YZ	**YPC144A**	297	HV1	10.68	18	115	2.5	1	
	1200	48YZ	**YPC164A**	337	HV1	10.68	22	115	2.8	1	
1/3	1800	48YZ	**YPC244A**	321	HV1	10.68	21	115	3.4	1	
		56YZ	**YPC245A**	326	HV1	10.68	21	115	3.4	1	
	1200	48YZ	**YPC264A**	369	HV1	10.68	22	115	3.5	1	
1/2	1800	48YZ	**YPC344A**	369	HV1	10.68	22	115	5.1	1	
		56YZ	**YPC345A**	374	HV1	10.68	24	115	5.1	1	
	1200	48YZ	**YPC364A**	422	HV1	11.31	27	115	5.4	1	

(a) See notes on inside back flap.

Farm duty motors

ABB offers one of the most complete lines of Farm duty motors available on the market. As the largest motor manufacturer in North America, ABB has led the market for Farm duty motors for years. We have the motor for just about any agricultural applications you may have.

Key features:

- Dynamically balanced rotor to reduce noise and increased bearing life
- Color coded and numbered leads for ease of connectivity
- Corrosion resistant brown epoxy finish
- Optimized windings to protect against voltage drop and phase shift
- Baldor-Reliance® motors meet or exceed all efficiency requirements for US, Canada and Mexico regulations

1/3 - 100 Horsepower

Product line – TEFC, ODP, TEAO, OPAO & TENV enclosures		Super-E®	Grain Dryer/ Centrifugal Fan	Grain Dryer/ Vane Axial Fan	Universal Crop Dryer	Aeration Fan	(PSC)-Direct Drive Fan
NEMA frame sizes		56-405T	184TZ-326TZ	145TZ-215TZ	184Z-215Z	56Z-145T	48Z-56Z
Electrical features							
Efficiency	Super-E® motor designs meet or exceed NEMA Premium® requirements	S	S	S	-	S	-
Torque	NEMA Design B torques as a minimum	S	-	S	-	S	-
Service factor & temp. rise	1.0 service factor – continuous	S	S	S	S	S	S
	1.15 service factor	S	S	S	-	-	-
	1.25 service factor	-	-	-	-	S	-
	Class F insulation with Class B rise	S	S	S	S	S	S
Windings	Single phase	S	S	S	S	S	S
	Three phase	S	S	S	-	S	-
	Corona inception testing – meets NEMA Part 31.4.4.2	S	S	S	S	S	S
	Single dip & bake with 100% solids epoxy	S	S	S	S	S	S
Connections	Grounding terminal inside main conduit box	S	S	S	S	S	S
Document	Documented final motor tests – ship with motor	A	A	A	A	A	A
Mechanical features							
Frame	Steel band frame – cast iron endplates & conduit box, steel fan cover	S	S	S	S	S	S
	Cast iron frame – cast iron endplates & conduit box, steel fan cover	S	S	-	-	-	-
	Screens on ODP to protect against entry or trash, snakes or rodents	-	S	S	S	-	-
Conduit box	Oversized conduit box rotatable in 90 degree increments on three phase motors	A	A	A	-	A	-
	Gasketed conduit box	S	A	A	A	A	-
	NPT threaded lead inlet hole in conduit box	S	S	-	S	S	S
Lubrication	Lubrication fittings on T frames	S	-	-	-	S	-
	Grease inlet fitting – DE & ODE on bearings not sealed	-	-	-	S	S	-
	Mobil Polyrex™ EM moisture resistant grease	S	S	S	A	A	S
Shaft seals	Lip and V-Ring seal on drive end	S	S	S	S	-	-
Cooling	Non-metallic external cooling fan	S	S	-	-	-	-
Paint	Corrosion resistant E-Coat	S	S	S	S	S	S
	Painted with brown 2-part epoxy primer and epoxy finish coat	S	S	S	S	S	S
Nameplate	Laser etched nameplate with highly legible font	S	S	S	S	S	S

S = Standard A = Available through Mod Express® or as custom

Super-E®, three phase, TEFC

1/2 thru 100 Hp

IP54

Features:

- Lubed for life double sealed ball bearings
- Lip seal and V-Ring slinger on DE for increased moisture resistance
- Designed for longevity with 3 year warranty
- Suitable for inverter use per NEMA MG1 Part 31.4.4.2

Applications:

- Industrial fans
- General purpose farm
- Industrial pumps

Hp	RPM	NEMA Frame	Catalog Number	List Price	Disc. Sym.	"C" Dim.	Aprx. Wt. (lb)	Full Load Efficiency	Voltage	Full Load Amps	Notes (a)
1/2	1800	56	**FDM3538**	530	FD3	11.35	24	74.0	208-230/460	1.0	1
3/4	1800	56	**FDM3542**	567	FD3	11.35	27	75.5	208-230/460	1.5	1
1	1800	56	**FDEM3546**	755	FD3	12.23	38	85.5	230/460	1.5	1, 30
		143T	**FDEM3546T**	765	FD3	12.31	38	85.5	230/460	1.5	1, 30
1 1/2	1800	56	**FDEM3554**	772	FD3	13.23	41	86.5	230/460	2.2	1, 30
		145T	**FDEM3554T**	787	FD3	13.31	41	86.5	230/460	2.2	1, 30
2	1800	56	**FDEM3558**	791	FD3	13.23	45	86.5	230/460	2.9	1, 30
		145T	**FDEM3558T**	815	FD3	13.31	45	86.5	230/460	2.9	1, 30
3	3600	182T	**FDEM3610T**	936	FD3	16.52	64	87.5	230/460	3.5	1, 30
	1800	182T	**FDEM3611T**	903	FD3	16.55	70	89.5	230/460	4.2	1, 30
5	3600	184T	**FDEM3613T**	1,048	FD3	16.55	74	88.5	230/460	5.9	1, 30
	1800	184T	**FDEM3615T**	986	FD3	18.05	93	89.5	230/460	6.7	1, 30
7 1/2	3600	213T	**FDEM3709T**	1,565	FD3	17.89	121	89.5	230/460	9	1, 30
	1800	213T	**FDEM3710T**	1,419	FD3	19.02	127	91.7	230/460	9.4	1, 30
10	3600	215T	**FDEM3711T**	1,586	FD3	17.89	118	90.2	230/460	11.8	1, 30
	1800	215T	**FDEM3714T**	1,599	FD3	20.52	165	91.7	230/460	12	1, 30
15	3600	254T	**FDEM2394T**	2,688	FD3	23.66	254	91	230/460	17.5	1, 30
	1800	254T	**FDEM2333T**	2,464	FD3	23.66	270	92.4	230/460	18.1	1, 30
20	3600	256T	**FDEM4106T**	2,947	FD3	23.66	271	91	230/460	23	1, 30
	1800	256T	**FDEM2334T**	2,978	FD3	23.66	300	93	230/460	24	1, 30
25	3600	284TS	**FDEM4107T**	3,842	FD3	24.71	323	91.7	230/460	29	1, 30
	1800	284T	**FDEM4103T**	3,893	FD3	27.76	380	93.6	230/460	30	1, 30
30	3600	286TS	**FDEM4108T**	4,555	FD3	24.71	323	91.7	230/460	34	1, 30
	1800	286T	**FDEM4104T**	4,608	FD3	27.76	425	93.6	230/460	38	1, 30
40	3600	324TS	**FDEM4109T**	6,276	FD3	28.78	528	92.4	230/460	46	1, 30
	1800	324T	**FDEM4110T**	6,062	FD3	30.28	567	94.1	230/460	48	1, 30
50	3600	326TS	**FDEM4114T**	6,856	FD3	28.78	575	93	230/460	56	1, 30
	1800	326T	**FDEM4115T**	6,614	FD3	30.28	610	94.5	230/460	58	1, 30
60	1800	364T	**FDEM4314T**	9,497	FD3	33.48	910	95	230/460	67.8	1, 30
75	1800	365T	**FDEM4316T**	11,072	FD3	33.48	977	95.4	230/460	84.9	1, 30
100	1800	405T	**FDEM4400T**	13,784	FD3	38.19	1,326	95.4	230/460	112	1, 30
C-Face, footless											
1/2	1800	56C	**VFDM3538**	515	FD3	11.35	24	74	230/460	1.0	1, 30
3/4	1800	56C	**VFDM3542**	557	FD3	11.35	27	75.5	230/460	1.5	1, 30
1	1800	56C	**VFDEM3546**	742	FD3	12.23	37	85.5	230/460	1.5	1, 30
1 1/2	1800	56C	**VFDEM3554**	760	FD3	13.23	41	86.5	230/460	2.2	1

(a) See notes on inside back flap.

Cast iron frame

Hp	RPM	NEMA Frame	Catalog Number	List Price	Disc. Sym.	"C" Dim.	Aprx. Wt. (lb)	Full Load Efficiency	Voltage	Full Load Amps	Notes (a)
575 volt											
1	1800	56	**FDEM3546-5**	755	FD3	12.23	37	85.5	575	1.2	
		143T	**FDEM3546T-5**	765	FD3	12.31	37	85.5	575	1.2	
1 1/2	1800	56	**FDEM3554-5**	772	FD3	13.23	41	86.5	575	1.8	
		145T	**FDEM3554T-5**	787	FD3	13.31	41	86.5	575	1.8	
2	1800	56	**FDEM3558-5**	791	FD3	13.23	45	86.5	575	2.3	
		145T	**FDEM3558T-5**	815	FD3	13.31	45	86.5	575	2.3	
3	3600	182T	**FDEM3610T-5**	936	FD3	15.14	50	86.5	575	2.9	
	1800	182T	**FDEM3611T-5**	903	FD3	16.55	73	89.5	575	3.3	
5	3600	184T	**FDEM3613T-5**	1,048	FD3	16.55	74	88.5	575	4.7	
	1800	184T	**FDEM3615T-5**	986	FD3	18.05	93	89.5	575	5.3	
7 1/2	3600	213T	**FDEM3709T-5**	1,565	FD3	17.89	121	89.5	575	7	
	1800	213T	**FDEM3710T-5**	1,419	FD3	19.02	129	91.7	575	7.5	
10	3600	215T	**FDEM3711T-5**	1,586	FD3	17.89	121	90.2	575	9.5	
	1800	215T	**FDEM3714T-5**	1,599	FD3	20.52	165	92.4	575	10	
15	3600	254T	**FDEM2394T-5**	2,688	FD3	23.66	239	91.0	575	13.7	
	1800	254T	**FDEM2333T-5**	2,464	FD3	23.66	268	92.4	575	14.6	
20	3600	256T	**FDEM4106T-5**	2,947	FD3	23.66	229	91.0	575	18	
	1800	256T	**FDEM2334T-5**	2,987	FD3	23.66	322	93.0	575	19.2	
25	3600	284TS	**FDEM4107T-5**	3,842	FD3	24.70	317	91.7	575	23	
	1800	284T	**FDEM4103T-5**	3,893	FD3	27.76	447	93.6	575	25	
30	3600	286TS	**FDEM4108T-5**	4,555	FD3	24.70	317	91.7	575	28	
	1800	286T	**FDEM4104T-5**	4,606	FD3	27.76	461	93.6	575	31	
40	3600	324TS	**FDEM4109T-5**	6,276	FD3	28.78	553	92.4	575	37	
	1800	324T	**FDEM4110T-5**	6,062	FD3	30.28	605	94.1	575	39	
50	3600	326TS	**FDEM4114T-5**	6,856	FD3	28.78	595	93.0	575	45	
	1800	326T	**FDEM4115T-5**	6,614	FD3	30.28	695	94.5	575	46	
60	1800	364T	**FDEM4314T-5**	9,497	FD3	33.48	965	95.0	575	54.7	
75	1800	365T	**FDEM4316T-5**	11,072	FD3	33.49	965	95.4	575	68.7	
100	1800	405T	**FDEM4400T-5**	13,784	FD3	38.19	1,326	95.4	575	89.6	

(a) See notes on inside back flap.
Cast iron frame

Single phase, TEFC

1/3 thru 16 Hp

IP54

Features:

- Lubed for life double sealed ball bearings
- Lip seal and V-Ring slinger on DE for increased moisture resistance
- Gasketed manual reset thermal overload protection

Applications:

- Agri-duty
- Industrial fans
- General purpose farm
- Industrial pumps

Hp	RPM	NEMA Frame	Catalog Number	List Price	Disc. Sym.	"C" Dim.	Aprx. Wt. (lb)	Full Load Efficiency	Voltage	Full Load Amps	Notes (a)
Foot mounted											
1/3	1800	56	**FDL3501M**	453	FD1	11.35	23	60	115/230	3	13, 30
1/2	1800	56	**FDL3504M**	529	FD1	11.97	28	68	115/230	3.7	12, 30
3/4	1800	56	**FDL3507M**	621	FD1	13.35	37	74	115/230	4.4	12
1	1800	56H	**FDL3510M**	703	FD1	12.93	41	67	115/230	6.5	30
		143T	**FDL3510TM**	703	FD1	13.29	40	67	115/230	6.5	30
1 1/2	1800	56H	**FDL3514M**	791	FD1	13.91	49	80	115/230	6.2	2
		145T	**FDL3514TM**	793	FD1	14.17	51	80	115/208-230	6.2	2
C-Face, foot mounted											
1/2	1800	56C	**CFDL3504M**	695	FD1	11.97	28	68	115/230	3.7	12, 30
3/4	1800	56C	**CFDL3507M**	807	FD1	13.35	39	74	115/230	4.4	12
1	1800	56CH	**CFDL3510M**	911	FD1	13.25	47	67	115/230	6.5	30
1 1/2	1800	56CH	**CFDL3514M**	1,024	FD1	14.12	51	80	115/208-230	6.2	2
2	1800	56CHZ	**CFDL3516TM**	1,298	FD1	14.13	53	82.5	230	7.9	1
C-Face, footless											
1/3	1800	56C	**VFDL3501M**	585	FD1	11.35	23	60	115/230	3	13, 30
1/2	1800	56C	**VFDL3504M**	670	FD1	11.97	27	68	115/230	3.7	12, 30
3/4	1800	56C	**VFDL3507M**	780	FD1	13.35	44	74	115/230	4.4	12
1	1800	56C	**VFDL3510M**	882	FD1	13.25	40	67	115/230	6.5	30
1 1/2	1800	56C	**VFDL3514M**	999	FD1	14.12	48	80	115/208-230	6.2	2
Foot mounted, extra high torque											
2	1800	56HZ	**FDL3516TM**	1,119	FD1	14.19	51	82.5	230	7.9	1
		182T	**FDL3611TM**	1,262	FD1	16.55	77	75	115/230	14	2
		184	**FDL3611M**	1,295	FD1	15.67	76	74	115/230	12.4	2
3	1800	184	**FDL3610M**	1,537	FD1	17.18	90	80	230	15.5	2, 20
		184T	**FDL3610TM**	1,500	FD1	18.05	90	80	230	15.5	2, 20
		184T	**FDL3619TM**	1,208	FD1	16.54	82	81.5	230	13.2	2, 20
5	1800	184T	**FDL3612TM**	1,574	FD1	18.05	100	80	230	23	2, 20
		215	**FDL3731M**	1,934	FD1	18.65	126	84	230	20.5	2, 20
7 1/2	1800	213	**FDL3732M**	2,226	FD1	18.65	147	84	230	30	2, 20
		213T	**FDL3733TM**	2,049	FD1	19.02	146	84	230	30	2, 20
10	1800	215T	**FDL3712TM**	2,252	FD1	20.77	160	84	230	40	2, 20, 89
		215T	**FDL3737TM**	2,397	FD1	21.27	169	86.5	230	39	2, 20, 89
16	1800	256T	**FDL3912T**	3,475	FD1	24.56	290	86.5	208-230	58	2,20
		256T	**FDL1177T**	4,594	FD1	23.28	322	87.5	208-230	61	2,20
C-Face, footless, extra high torque											
2	1800	145TC	**VFDL3516TM**	1,298	FD1	14.17	53	82.5	230	7.9	1, 20
3	1800	184TC	**VFDL3610TM**	1,758	FD1	18.05	98	80	230	15.5	2, 20
5	1800	184TC	**VFDL3612TM**	2,147	FD1	18.33	101	80	230	23	2, 20
C-Face, footless, F-2, extra high torque											
2	1800	145TC	**VFDFL3516TM**	1,298	FD1	14.17	53	82.5	230	7.9	1, 20
3	1800	184TC	**VFDFL3610TM**	1,758	FD1	18.05	98	80	230	15.5	2, 20
5	1800	184TC	**VFDFL3612TM**	2,147	FD1	18.33	101	80	230	23	2, 20

(a) See notes on inside back flap.:

Single phase, TEAO, foot mounted

1/2 thru 1 1/2 Hp

IP54

Features:

- Lubed for life double sealed ball bearings
- Lip seal and V-Ring slinger on DE for increased moisture resistance
- Designed for longevity with 3 year warranty
- Suitable for inverter use per NEMA
- MG1 Part 31.4.4.2

Applications:

- Industrial fans
- General purpose farm
- Industrial pumps

Hp	RPM	NEMA Frame	Catalog Number	List Price	Disc. Sym.	"C" Dim.	Aprx. Wt. (lb)	Full Load Efficiency	Voltage	Full Load Amps	Notes (a)
1/2	1800	56H	**FDAOL3504A**	485	FD1	12.08	32	78.5	115/230	2.4	30
3/4	1800	56H	**FDAOL3507A**	530	FD1	12.08	35	74	115/230	4.1	30
1	1800	56H	**FDAOL3521A**	575	FD1	11.80	39	78.5	115/208-230	4.7	
1 1/2	1800	56H	**FDAOL3532A**	677	FD1	12.68	50	75.5	115/208-230	8	

(a) See notes on inside back flap.

Cast iron frame

Grain dryer/centrifugal fan, single and three phase, TEFC and ODP

3 thru 50 Hp

Open IP22 | Enclosed IP54

Features:

- Shaft length 1" longer than NEMA standard
- Lubed for life double sealed ball bearings
- Lip seal and V-Ring slinger on DE for increased moisture resistance
- Screens on ODP to protect against trash and debris

Applications:

- High pressure grain drying
- Farm building fans

Hp	RPM	NEMA Frame	Catalog Number	List Price	Disc. Sym.	"C" Dim.	Aprx. Wt. (lb)	Full Load Efficiency	Voltage	Full Load Amps	Notes (a)
Single phase, open drip proof											
5	1800	184TZ	**GDL1605T**	1,623	FD1	19.06	97	80	230	22.5	2, 20
7 1/2	1800	215TZ	**GDL1607T**	2,135	FD1	22.57	142	82.5	230	32	1, 20
10	1800	215TZ	**GDL1610T**	2,470	FD1	22.85	160	84	230	40	2, 20
16	1800	256TZ	**GDL1615T**	3,675	FD1	24.19	271	86.5	208-230	62	2, 20
Single phase, totally enclosed fan cooled											
5	1800	184TZ	**GDL3665T**	2,029	FD1	16.41	100	82.5	230	21	2, 20
7 1/2	1800	215TZ	**GDL3770T**	2,669	FD1	19.45	198	85.5	230	29.6	1
10	1800	215TZ	**GDL3774T**	3,087	FD1	19.45	210	86.5	230	38	2, 20
16	1800	256TZ	**GDL2333T**	4,594	FD1	24.28	310	88.5	208-230	60	2, 20
Three phase, open drip proof											
5	1800	184TZ	**EGDM3218T**	1,073	FD3	17.50	92	89.5	230/460	6.6	1, 30
		184TZ	**GDM3218T**	898	FD3	16.00	68	87.5	208-230/460	7.2	16
7 1/2	1800	213TZ	**EGDM3311T**	1,573	FD3	17.32	120	91	230/460	9.7	1, 30
		213TZ	**GDM3311T**	1,274	FD3	18.00	92	88.5	208-230/460	9.9	16
10	1800	215TZ	**EGDM3313T**	1,864	FD3	18.45	132	91.7	230/460	12.5	1, 30
		215TZ	**GDM3313T**	1,544	FD3	17.32	116	89.5	208-230/460	13.4	16
15	1800	254TZ	**EGDM2513T**	2,580	FD3	22.69	239	93	230/460	17.7	1, 30
		254TZ	**GDM2513T**	1,900	FD3	21.00	156	91	208-230/460	19	1, 16
20	1800	256TZ	**EGDM2515T**	2,986	FD3	22.69	245	93	230/460	23.5	1, 30
		256TZ	**GDM2515T**	2,502	FD3	23.25	187	91.7	230/460	24	16, 30
25	1800	284TZ	**EGDM2531T**	3,692	FD3	26.06	375	93.6	230/460	30	1, 30
		284TZ	**GDM2531T**	3,074	FD3	24.44	245	91.7	230/460	31	16, 30
30	1800	286TZ	**EGDM2535T**	4,130	FD3	26.06	382	94.1	230/460	35	1, 30
		286TZ	**GDM2535T**	3,575	FD3	25.94	281	92.4	230/460	36	16, 30
Three phase, totally enclosed fan cooled											
3	1800	182TZ	**EGDM3661T**	1,376	FD3	16.98	105	89.5	230/460	4.1	1, 30
5	1800	184TZ	**EGDM3615T**	1,407	FD3	19.05	95	89.5	230/460	6.7	1, 30
		184TZ	**GDM3615T**	1,082	FD3	17.55	80	87.5	208-230/460	6.8	1, 16
		184TZ	**EGDM3665T**	1,568	FD3	16.98	119	89.5	230/460	6.6	1, 30
7 1/2	1800	213TZ	**EGDM3710T**	1,732	FD3	20.03	127	91.7	230/460	9.4	1, 30
		213TZ	**GDM3710T**	1,356	FD3	18.90	117	89.5	208-230/460	10.1	1, 16
		213TZ	**EGDM3770T**	1,929	FD3	19.45	170	91.7	230/460	9.5	1, 30
10	1800	215TZ	**EGDM3714T**	2,515	FD3	21.53	165	91.7	230/460	12	1, 30
		215TZ	**GDM3714T**	2,164	FD3	20.03	131	89.5	208-230/460	13.5	1, 16
		215TZ	**EGDM3774T**	2,775	FD3	19.45	231	91.7	230/460	12.5	1, 30
15	1800	254TZ	**EGDM2333T**	3,393	FD3	24.66	255	92.4	230/460	18.1	1, 30
		254TZ	**GDM2333T**	2,868	FD3	22.07	231	89.5	208-230/460	18.9	1, 16
20	1800	256TZ	**EGDM2334T**	3,592	FD3	24.66	303	93	230/460	24	1, 30
		256TZ	**GDM2334T**	3,067	FD3	23.83	245	91	230/460	25	1, 16, 30
25	1800	284TZ	**EGDM4103T**	4,523	FD3	28.76	422	93.6	230/460	30	30
		284TZ	**GDM4103T**	4,358	FD3	26.93	345	92.4	230/460	29	1, 16, 30
30	1800	286TZ	**EGDM4104T**	5,302	FD3	28.76	460	93.6	230/460	38	30
		286TZ	**GDM4104T**	5,137	FD3	26.93	366	92.4	230/460	36	1, 16, 30
40	1800	324TZ	**EGDM4110T**	7,030	FD3	31.28	578	94.1	230/460	48	30
		324TZ	**GDM4110T**	6,855	FD3	31.28	497	93	230/460	47	1, 16, 30
50	1800	326TZ	**EGDM4115T**	7,271	FD3	31.28	608	94.5	230/460	58	30
		326TZ	**GDM4115T**	7,096	FD3	31.28	552	91	230/460	60	1, 16, 30

(a) See notes on inside back flap. Cast iron frame

Grain dryer/vane axial fan, single and three phase, TEAO and OPAO

1 1/2 thru 15 Hp

Open IP22 **Enclosed IP54**

Features:

- Shaft length 3/4" longer than NEMA standard
- 1/4-20 tapped and keyed shaft
- Convenient lead location for ease of conduit connectivity
- Normally closed winding thermostats to protect against overheating
- Lubed for life double sealed ball bearings on TEAO motors
- Lip seal and V-Ring slinger on DE for increased moisture resistance on TEAO motors

Applications:

- Vane axial fan crop dryers

Hp	RPM	NEMA Frame	Catalog Number	List Price	Disc. Sym.	"C" Dim.	Aprx. Wt. (lb)	Full Load Efficiency	Voltage	Full Load Amps	Notes (a)
Single phase, totally enclosed air over											
1.5 - 3	3600	145TZ	**UCLE153**	1,078	FD1	14.25	52	85.5	230	12.5	1, 30
3 - 4.5	3600	145TZ	**UCLE3145**	1,104	FD1	15.62	61	82.5	230	12.5	2, 20
5 - 7.5	3600	182TZ	**UCLE570**	1,344	FD1	16.88	93	84	230	20.5	2, 8
7.5 - 10	3600	182TZ	**UCLE7510**	1,453	FD1	16.88	95	85.5	230	38	2, 20, 30
10 - 15	3600	215Z	**UCLE1015**	2,252	FD1	18.56	167	89	230	46	2, 20
Single phase, open air over											
3 - 4.5	3600	145TZ	**UCL3145**	1,043	FD1	15.62	59	77.8	230	14.3	2, 20
		5 - 7.5	**UCL345**	1,086	FD1	14.88	72	74	230	22	2, 20
7.5 - 10	3600	182TZ	**UCL570**	1,283	FD1	16.88	91	80	230	35	2, 20
7,5 - 10.5	3600	182TZ	**UCL710**	1,376	FD1	16.88	89	85	230	31	2, 20
10 - 15	3600	215Z	**UCL7510**	1,742	FD1	17.44	107	81	230	37	2, 20
10 - 15	3600	215Z	**UCL1015**	2,232	FD1	17.81	137	84	230	44	2, 20
Three phase, totally enclosed air over											
1,5 - 3	3600	145TZ	**UCME153**	758	FD3	13.37	39	80	208-230/460	4.1	2, 20
3 - 4.5	3600	143TZ	**UCME3145**	801	FD3	13.37	46	84.5	208-230/460	6	2, 8
5 - 7.5	3600	184TZ	**UCME570**	1,006	FD3	15.38	69	84	230/460	9	2, 20, 30
7.5 - 10	3600	184TZ	**UCME7510**	1,180	FD3	16.88	85	86.5	230/460	11.5	2, 20, 30
7.5 - 9.2	3600	184TZ	**UCME759**	1,180	FD3	16.88	84	89.5	208-230/460	8.5	2, 20
10 - 14	3600	215Z	**UCME1014**	1,507	FD3	16.69	124	87.5	208-230/460	16.5	2, 20
Three phase, open air over											
5 - 7.5	3600	184TZ	**UCM575**	949	FD3	15.38	66	84	230/460	9.5	2, 20
7.5 - 10	3600	184TZ	**UCM713**	1,135	FD3	16.88	89	84	208-230/460	12	2
10 - 15	3600	215Z	**UCM1014**	1,459	FD3	16.69	102	85.5	208-230/460	18	2, 20

(a) See notes on inside back flap.

Universal crop dryer, single phase, PSC (switchless), OPAO

5 thru 15 Hp

IP22

Features:

- Shaft length 3/4" longer than NEMA standard
- 1/4-20 tapped and keyed shaft
- Convenient lead location for ease of conduit connectivity
- Switchless design for increased reliability
- Lubed for life double shielded ball bearings
- Normally closed winding thermostats to protect against overheating

Applications:

- Vane axial fan crop dryers

Hp	RPM	NEMA Frame	Catalog Number	List Price	Disc. Sym.	"C" Dim.	Aprx. Wt. (lb)	Full Load Efficiency	Voltage	Full Load Amps	Notes (a)
Open air over											
5 - 7.5	3600	184TZ	**UCC5700**	1,150	FD1	15.38	74	79	230	19.5	
7.5 - 10	3600	184TZ	**UCC7100**	1,264	FD1	16.88	78	85.5	230	28	
10 - 15	3600	215Z	**UCC10150**	2,389	FD1	18.57	127	83	230	41	

(a) See notes on inside back flap.

Auger drive, single phase, TEFC, flange mount, capacitor start

1/3 thru 1 1/2 Hp

IP44

Features:

- Mechanically protected centrifugal switch from over speeding
- Extended opposite DE shaft for manual jog
- Gasketed manual reset thermal overload protection
- Lubed for life double shielded ball bearings
- NEMA 56N flange for industry standard drive/ gear connection

Applications:

- Poultry feed auger drive systems

Hp	RPM	NEMA Frame	Catalog Number	List Price	Disc. Sym.	"C" Dim.	Aprx. Wt. (lb)	Full Load Efficiency	Voltage	Full Load Amps	Notes (a)
1/3	1800	48YZ	**ANFL3501M**	549	FD1	12.44	24	60	115/230	3	12, 30
1/2	1800	48YZ	**ANFL3504M**	616	FD1	12.44	28	68	115/230	3.7	12, 30
3/4	1800	48YZ	**ANFL3507M**	718	FD1	13.32	34	74	115/230	4.1	12, 30
1	1800	56YZ	**ANFL3510M**	886	FD1	13.55	41	67	115/230	6.5	30
1 1/2	1800	56YZ	**ANFL3514M**	1,315	FD1	14.43	49	75.5	115/230	9	2, 30

(a) See notes on inside back flap.

Grain stirring, single phase, TEFC, foot mounted

1 1/2 Hp

IP44

Features:

- Slotted fan cover on DE to prevent clogging
- Gasketed manual reset thermal overload protection
- Lubed for life double shielded ball bearings

Applications:

- Inside bin grain stirring systems

Hp	RPM	NEMA Frame	Catalog Number	List Price	Disc. Sym.	"C" Dim.	Aprx. Wt. (lb)	Full Load Efficiency	Voltage	Full Load Amps	Notes (a)
1 1/2	1800	56Z	**GSL3509M**	776	FD1	12.29	41	80	208-230	6.4	

(a) See notes on inside back flap.

Instant reversing, single phase, TEFC, foot mounted

1/3 thru 1 Hp

IP44

Features:

- High starting torque
- Electrically designed for optimal performance in instant reversing applications
- Gasketed manual reset thermal overload protection
- Lubed for life double shielded ball bearings

Applications:

- Barn cleaners
- Bulk feeders
- Mechanical gates/doors
- Hoists

Hp	RPM	NEMA Frame	Catalog Number	List Price	Disc. Sym.	"C" Dim.	Aprx. Wt. (lb)	Full Load Efficiency	Voltage	Full Load Amps	Notes (a)
1/3	1800	56	**IR3501M**	515	FD1	11.35	25	60	115/208-230	3	2
1/2	1800	56	**IR3504M**	592	FD1	11.97	28	68	115/208-230	3.7	2
3/4	1800	56Y	**IR3507M**	677	FD1	13.25	40	70	115/208-230	4.6	2
1	1800	56	**IR3510M**	733	FD1	13.25	40	65	230	6.2	1

(a) See notes on inside back flap.

Aeration fan, single and three phase, TEAO, foot mounted

1/2 thru 3 Hp

IP44

Features:

- 1/4-20 tapped and keyed shaft
- Terminal panel for ease of connectivity
- Automatic thermal overload protection (single phase)
- Normally closed winding thermostats to protect against overheating (three phase)
- Lubed for life double shielded ball bearings

Applications:

- Aeration fans for grain storage
- Exhaust fans
- Air handling systems

Hp	RPM	NEMA Frame	Catalog Number	List Price	Disc. Sym.	"C" Dim.	Aprx. Wt. (lb)	Full Load Efficiency	Voltage	Full Load Amps	Notes (a)
Single phase											
1/2	1800	56	**AFL3504A**	380	FD1	11.58	32	78.5	115/230	2.3	2
3/4	3600	56Z	**AFL3520A**	399	FD1	11.59	29	71	115/230	5.5	2
1	3600	56	**AFL3521A**	470	FD1	12.68	39	66	115/230	6	2
1	1800	56	**AFL3510A**	550	FD1	12.68	47	77	115/230	4.8	2
1 1/2	3600	56	**AFL3525A**	608	FD1	12.68	42	70	115/230	8.3	2, 30
		143TZ	**AFL3522A**	651	FD1	12.74	43	70	115/230	8.3	2, 30
2	3600	143TZ	**AFL3523A**	795	FD1	13.61	51	74	115/230	11.5	2
3	3600	145TZ	**AFL3524A**	829	FD1	13.61	52	78	230	15	2
Three phase											
3/4	3600	56Z	**AFM3528**	404	FD3	10.97	24	74	230/460	1.3	30
1	3600	56Z	**AFM3529**	439	FD3	10.97	22	75.5	230/460	1.8	30
1 1/2	3600	143TZ	**AFM3530**	507	FD3	12.45	30	80	208-230/460	2.3	
3	3600	145T	**AFM3532**	672	FD3	12.74	45	82.5	208-230/460	3.8	2

(a) See notes on inside back flap.

(PSC) – direct drive fan, single phase, TEAO

1/4 thru 1 Hp

IP44

Features:

- Switchless design for increased reliability
- 1" extended through bolts for grille mounting
- Terminal panel for ease of connectivity
- Automatic thermal overload protection
- Lubed for life double shielded ball bearings

Applications:

- Confinement houses
- Exhaust fans
- Air handling fans
- Unit heaters

Hp	RPM	NEMA Frame	Catalog Number	List Price	Disc . Sym.	"C" Dim.	Aprx. Wt. (lb)	Full Load Efficiency	Voltage	Full Load Amps	Notes (a)
1/4	1800	48Z	**CHC3413A**	399	FD1	11.35	22	54	115/230	2.4	2, 29
1/3	1800	48Z	**CHC3416A**	434	FD1	11.97	25	56	115/230	2.8	2, 29
	1200	48Z	**CHC3417A**	543	FD1	11.97	26	54	115/230	2.8	2, 29
1/2	1800	56	**CHC3504A**	485	FD1	11.59	25	72	115/230	2.6	30
	1200	56Z	**CHC3525A**	623	FD1	13.54	40	70	115/230	2.6	2, 74
1	900	56Z	**CHC3526A**	771	FD1	14.42	50	50	115/230	4.6	2, 74
	1800	56H	**CHL3510A**	525	FD1	12.42	47	78	115/230	4.8	30

(a) See notes on inside back flap.

Dairy/vacuum pump, single phase, TEFC, foot mounted

7 1/2 thru 10 Hp

IP44

Features:

- Gasketed manual reset thermal overload protection
- Oversized conduit/capacitor box for ease of connectivity
- Aluminum heat sync fan on DE for increased bearing life

Applications:

- Vacuum pumps dairy industry

Hp	RPM	NEMA Frame	Catalog Number	List Price	Disc. Sym.	"C" Dim.	Aprx. Wt. (lb)	Full Load Efficiency	Voltage	Full Load Amps	Notes (a)
7 1/2	1800	215T	**DEL3733TM**	3,104	FD1	20.77	162	85	230	28	1
10	1800	215T	**DEL3737TM**	3,791	FD1	21.27	160	86.5	230	39	8, 89

(a) See notes on inside back flap.

Metering pump, three phase, TEFC, foot mounted
1/3 Hp

IP44

Features:
- F3 conduit box location for optimal mounting clearance
- Lubed for life double shielded ball bearings
- 60 & 50 Hz data included for connection at either frequency

Applications:
- Metering pump systems

Hp	RPM	NEMA Frame	Catalog Number	List Price	Disc. Sym.	"C" Dim.	Aprx. Wt. (lb)	Voltage	Full Load Amps	Notes (a)
1/3	1800	48	**MPM3458**	391	FD1	10.72	20	230/460	0.8	2

(a) See notes on inside back flap.

Incubator/hatchery vent fan, single phase, TEAO
1/3 Hp

IP44

Features:
- Normally closed winding thermostats to protect against overheating
- 1" extended through bolts for grille mounting
- Terminal panel for ease of connectivity
- Pilot Circuit to facilitate system protection
- Flat slinger on DE for improved moisture protection
- Lubed for life double shielded ball bearings

Applications:
- Incubator/hatchery fans
- HVAC condensers
- Grille mount vent fan applications

Hp	RPM	NEMA Frame	Catalog Number	List Price	Disc. Sym.	"C" Dim.	Aprx. Wt. (lb)	Voltage	Full Load Amps	S.F.	Notes (a)
1/3	1800	48Z	**HIC264A**	360	FD1	10.09	20	115/230	1.9	1.00	
		48Z	**HIC274A**	360	FD1	10.09	20	115/230	2.2	1.00	

(a) See notes on inside back flap.

Ammonia refrigeration compressor motors, three phase, ODP, 460 and 2300/4160 volt, foot mounted

150 thru 500 Hp

IP22

Standard 460 Volt motor

Features:

- Low noise design
- 1.15 SF
- Meet or exceed all efficiency requirements for US, Canada and Mexico regulations
- Rated for across the line start
- Class F insulation with Class B temp rise
- Cast iron frame for reduced vibration and increased strength

Applications:

- Ammonia refrigeration compressors
- Pumps

Hp	RPM	NEMA Frame	Catalog Number	List Price	Disc. Sym.	"C" Dim.	Aprx. Wt. (lb)	Full Load Efficiency	Voltage	Full Load Amps	Notes (a)
460 volts (wye start delta run)											
150	3600	404/5TS	**EM251152T-4**	13,117	DPC	31.00	1140	95.4	460	167	1,10
200	3600	444/5TS	**EM251202T-4**	14,864	DPC	35.81	1737	95.4	460	221	1,10
250	3600	444/5TS	**EM251252T-4**	17,437	DPC	35.81	1539	95.4	460	274	1,10
300	3600	447TSS/TS	**EM251302T-4**	27,254	DPC	39.31	1899	95.4	460	334	1,10
350	3600	447TSS/TS	**EM251352T-4**	31,190	DPC	39.31	1899	95.4	460	381	1,10
400	3600	449TS	**EM251402T-4**	36,592	DPC	44.31	4000	96.2	460	431	1,10
450	3600	449TS	**EM251452T-4**	40,294	DPC	44.31	4000	96.2	460	494	1,10
500	3600	449TS	**EM251502T-4**	44,548	DPC	39.37	2595	96.2	460	544	1,10

(a) See notes on inside back flap.
Cast iron frame
Custom induction motors available up to 30,000 Hp, contact your sales representative for additional information.
Conversion base kits are available in the Motor Accessories section.

Three phase, two speed, TEFC, foot mounted

1/2 thru 25 Hp

IP54

Features:

- Dual speed ratings
- High performance ball bearings
- Dynamically balanced rotor
- Heavy duty steel or cast-iron frame

Applications:

- Fans
- Blowers
- Machine tools
- Hoists
- Conveyors
- Pumps

Hp	RPM	NEMA Frame	Catalog Number	List Price	Disc. Sym.	"C" Dim.	Aprx. Wt. (lb)	Voltage	Full Load Amps	Notes (a)
Constant torque, one winding, low voltage										
1/.5	1800/900	143T	**M1504T**	1,308	DP2	13.31	39	208-230	2.8	10, 71
1.5/.75	1800/900	145T	**M1505T**	1,382	DP2	14.19	47	230	4.1	8, 10, 71
2/1	1800/900	184T	**M1506T**	1,678	DP2	16.54	64	208-230	5.5	10, 71
3/1.5	1800/900	184T	**M1507T**	1,900	DP2	18.04	84	230	8.3	1, 10, 71
5/2.5	1800/900	215T	**M1508T**	2,482	DP2	19.01	134	208-230	13	1, 10, 71
7.5/3.8	1800/900	215T	**M1509T**	3,231	DP2	20.51	185	230	18.9	1, 10, 71
Constant torque, one winding, high voltage										
1/.5	1800/900	143T	**M1704T**	1,308	DP2	14.19	45	460	1.4	71
1.5/.75	1800/900	145T	**M1705T**	1,382	DP2	14.19	47	460	2.1	8, 71
2/1	1800/900	184T	**M1706T**	1,678	DP2	16.54	65	460	2.8	71
3/1.5	1800/900	184T	**M1707T**	1,900	DP2	18.04	84	460	4.2	1, 71
5/2.5	1800/900	215T	**M1708T**	2,482	DP2	19.01	132	460	6.5	1, 71
7.5/3.8	1800/900	215T	**M1709T**	3,231	DP2	20.51	181	460	9.4	1, 71
10/5	1800/900	254T	**M1710T**	4,977	DP2	23.28	263	460	13	1, 71
15/7.5	1800/900	256T	**M1711T**	5,762	DP2	23.28	267	460	19.2	1, 71
20/10	1800/900	284T	**M1712T**	7,321	DP2	27.76	378	460	25	1, 10, 71
25/13	1800/900	286T	**M1713T**	8,887	DP2	27.76	397	460	29	1, 10, 71
Variable torque, one winding, low voltage										
1/.25	1800/900	143T	**M1554T**	922	DP2	12.31	33	208-230	3	10, 71
1.5/.38	1800/900	145T	**M1555T**	959	DP2	13.31	41	208-230	4.8	10, 71
2/.5	1800/900	145T	**M1556T**	1,114	DP2	13.31	41	208-230	6.1	10, 71
3/.75	1800/900	184T	**M1557T**	1,197	DP2	16.54	65	208-230	8	10, 71
5/1.3	1800/900	184T	**M1558T**	1,523	DP2	18.04	83	208-230	13.5	8, 10, 71
Variable torque, one winding, high voltage										
1/.25	1800/900	143T	**M1754T**	922	DP2	12.31	33	460	1.7	1, 10, 71
1.5/.38	1800/900	145T	**M1755T**	959	DP2	13.31	38	460	2.3	1, 10, 71
2/.5	1800/900	145T	**M1756T**	1,114	DP2	14.19	45	460	3	1, 71
3/.75	1800/900	184T	**M1757T**	1,197	DP2	16.54	63	460	4	71
5/1.3	1800/900	184T	**M1758T**	1,523	DP2	18.04	84	460	6.7	1, 71
7.5/1.9	1800/900	215T	**M1759T**	2,145	DP2	19.01	136	460	9.3	1, 71
10/2.5	1800/900	215T	**M1760T**	2,527	DP2	20.52	158	460	12.5	8, 71
15/3.75	1800/900	254T	**M1761T**	3,493	DP2	23.28	247	460	19.6	71
20/5	1800/900	284T	**M1762T**	4,129	DP2	27.76	344	460	26	1, 71
25/6.3	1800/900	286T	**M1763T**	4,791	DP2	27.76	384	460	32	71
Variable torque, two windings, low voltage										
.75/.33	1800/1200	56	**M1519**	1,020	DP2	13.23	37	230	2.8	10, 71
1/.44	1800/1200	145T	**M1520T**	1,065	DP2	13.31	42	208-230	3.1	1, 10, 71
1.5/.67	1800/1200	182T	**M1521T**	1,315	DP2	15.17	58	208-230	4.4	1, 10, 71
2/.89	1800/1200	182T	**M1522T**	1,509	DP2	16.54	66	208-230	5.8	1, 10, 71
3/1.3	1800/1200	184T	**M1523T**	1,765	DP2	16.54	73	208-230	8	1, 10, 71
5/2.2	1800/1200	215T	**M1524T**	2,764	DP2	19.01	126	230	12.8	1, 10, 71

(a) See notes on inside back flap. Cast iron frame

Three phase, two speed, TEFC, foot mounted

Hp	RPM	NEMA Frame	Catalog Number	List Price	Disc. Sym.	"C" Dim.	Aprx. Wt. (lb)	Voltage	Full Load Amps	Notes (a)
Variable torque, two windings, high voltage										
.5/.22	1800/1200	56	**M1718**	951	DP2	12.23	29	460	1.1	1, 10, 71
.75/.33	1800/1200	56	**M1719**	1,051	DP2	12.23	33	460	1.4	1, 10, 12, 71
1/.44	1800/1200	145T	**M1720T**	1,065	DP2	13.31	35	460	1.6	1, 10, 71
1.5/.67	1800/1200	182T	**M1721T**	1,315	DP2	14.26	50	460	2.2	1, 71
2/.89	1800/1200	182T	**M1722T**	1,509	DP2	16.52	58	460	2.8	1, 10, 71
3/1.3	1800/1200	184T	**M1723T**	1,765	DP2	16.54	73	460	4	1, 71
5/2.2	1800/1200	215T	**M1724T**	2,764	DP2	19.01	128	460	6.4	1, 71
7.5/3.3	1800/1200	254T	**M1725T**	3,572	DP2	23.28	230	460	10.3	1, 10, 71
10/4.4	1800/1200	254T	**M1726T**	4,111	DP2	21.07	225	460	12.5	10, 71
15/6.7	1800/1200	284T	**M1727T**	4,879	DP2	27.76	355	460	19.3	1, 10, 71
20/8.9	1800/1200	286T	**M1728T**	6,615	DP2	27.76	390	460	27	1, 10, 71
25/11	1800/1200	324T	**M1729T**	6,968	DP2	30.28	512	460	30	1, 10, 71

(a) See notes on inside back flap.
Cast iron frame

Three phase, two speed, ODP, foot mounted

1/2 thru 25 Hp

IP22

Features:

- Dual speed ratings
- High performance ball bearings
- Dynamically balanced rotor
- Heavy duty steel or cast-iron frame

Applications:

- Fans
- Blowers
- Pumps

Hp	RPM	NEMA Frame	Catalog Number	List Price	Disc. Sym.	"C" Dim.	Aprx. Wt. (lb)	Voltage	Full Load Amps	Notes (a)
Variable torque, one winding, low voltage										
1/.25	1800/900	143T	**M1004T**	878	DP2	11.12	33	208-230	3	1
1.5/.38	1800/900	145T	**M1005T**	913	DP2	12.13	38	208-230	4.4	1
2/.5	1800/900	145T	**M1006T**	1,054	DP2	12.13	41	230	6.1	1
3/.75	1800/900	184T	**M1007T**	1,132	DP2	13.62	56	208-230	8	1
5/1.3	1800/900	184T	**M1008T**	1,363	DP2	15.00	71	230	13.2	1
7.5/1.9	1800/900	215T	**M1009T**	1,947	DP2	16.32	113	230	20	1, 10
10/2.5	1800/900	215T	**M1010T**	2,207	DP2	17.45	133	208-230	25	1, 10
Variable torque, one winding, high voltage										
1/.25	1800/900	143T	**M1204T**	878	DP2	11.12	33	460	1.5	1
1.5/.38	1800/900	145T	**M1205T**	913	DP2	12.13	37	460	2.2	1
2/.5	1800/900	145T	**M1206T**	1,054	DP2	12.13	41	460	3.1	1
3/.75	1800/900	184T	**M1207T**	1,132	DP2	13.62	56	460	4	1
5/1.3	1800/900	184T	**M1208T**	1,363	DP2	15.00	72	460	6.6	1
7.5/1.9	1800/900	215T	**M1209T**	1,947	DP2	16.32	112	460	10	1
10/2.5	1800/900	215T	**M1210T**	2,207	DP2	17.45	132	460	13	1
15/3.8	1800/900	254T	**M1211T**	3,100	DP2	21.69	206	460	20	1
20/5	1800/900	256T	**M1212T**	3,799	DP2	21.69	204	460	26	1
25/6.3	1800/900	284T	**M1213T**	4,458	DP2	23.81	330	460	34	1, 10
Variable torque, two windings, low voltage										
.75/.33	1800/1200	56	**M1019**	943	DP2	12.07	36	230	2.8	
1/.44	1800/1200	145T	**M1020T**	1,016	DP2	12.13	41	230	3	1, 10
1.5/.67	1800/1200	182T	**M1021T**	1,231	DP2	13.62	55	208-230	4.4	1, 10
2/.89	1800/1200	182T	**M1022T**	1,404	DP2	15.00	64	230	5.8	1, 10
3/1.3	1800/1200	184T	**M1023T**	1,635	DP2	15.00	72	230	8	1
5/2.2	1800/1200	215T	**M1024T**	2,516	DP2	16.32	113	230	12.8	1, 10
Variable torque, two windings, high voltage										
.5/.22	1800/1200	56	**M1218**	898	DP2	11.07	33	460	0.9	
.75/.33	1800/1200	56	**M1219**	943	DP2	12.07	36	460	1.4	1, 10
1/.44	1800/1200	145T	**M1220T**	1,016	DP2	12.13	41	460	1.9	
1.5/.67	1800/1200	182T	**M1221T**	1,231	DP2	13.62	55	460	2.2	1, 10
2/.89	1800/1200	182T	**M1222T**	1,404	DP2	15.00	65	460	3	1
3/1.3	1800/1200	184T	**M1223T**	1,635	DP2	15.00	72	460	4	1
5/2.2	1800/1200	215T	**M1224T**	2,516	DP2	16.32	113	460	6.4	1
7.5/3.3	1800/1200	256T	**M1225T**	3,346	DP2	22.25	148	460	9.9	1
10/4.4	1800/1200	256T	**M1226T**	3,779	DP2	22.25	172	460	12.7	1, 10
15/6.7	1800/1200	284T	**M1227T**	4,585	DP2	23.81	345	460	17.9	1, 10
20/8.9	1800/1200	286T	**M1228T**	6,149	DP2	23.81	330	460	24	1, 10

(a) See notes on inside back flap.

Pressure washer, single phase, TEFC and ODP

1 1/2 thru 5 Hp

ODP IP22	TEFC IP54

Features:

- Manual thermal overload
- Capacitor start, capacitor run
- 1 1/2 horsepower designs rated at 14 amps or less on 115 volts
- UL and CSA recognized component approval

Applications:

- Pressure washers
- Steam cleaners

Hp	RPM	NEMA Frame	Catalog Number	List Price	Disc. Sym.	"C" Dim.	Aprx. Wt. (lb)	Full Load Efficiency	Voltage	Full Load Amps	Notes (a)
Totally enclosed fan cooled											
2	3600	56	**PL3515M**	806	DPS	13.23	42	77	115/230	8.8	1
	1800	56HZ	**L3516TM**	1,096	DPS	13.31	46	82.5	208-230	8.1	1, 57
3	3600	56	**PL3519M**	884	DPS	14.12	50	78	230	12.5	30
	1800	184T	**L3609TM**	1,210	DPS	16.54	79	78	115/230	14.5	2, 20
5	3600	184T	**L3608TM**	1,393	DPS	18.05	89	83	230	19.5	2, 20
	1800	184T	**L3612TM**	1,406	DPS	18.05	100	80	230	23	2, 20
Totally enclosed fan cooled, C-Face											
1 1/2	3600	56C	**PCL3513M**	713	DPS	13.25	38	75.5	115/230	6.6	
	1800	56C	**PCL3514M**	930	DPS	14.12	54	82.5	115/230	6	1
2	3600	56C	**PCL3515M**	846	DPS	13.24	43	77	115/230	8.8	1
	1800	145TC	**CL3516TM**	1,105	DPS	14.16	53	82.5	208-230	7.9	1
3	3600	56C	**PCL3519M**	927	DPS	14.12	52	78	230	12.5	30
	1800	184TC	**CL3619TM**	1,437	DPS	16.54	81	81.5	230	13.2	2, 20
5	3600	184TC	**CL3608TM**	1,557	DPS	18.05	92	83	230	19.5	2, 20
	1800	184TC	**CL3612TM**	1,506	DPS	18.05	102	80	230	23	2, 20
Open drip proof											
3	1800	184T	**L1408TM**	1,006	DPS	15.00	74	78	115/230	16	
5	3600	56/56H	**PL1327M**	859	DPS	13.81	56	74.2	230	23	2, 20, 30, 36, 98
	1800	184T	**L1410TM**	1,224	DPS	16.50	85	82.5	230	23	30
Open drip proof, C-Face											
2	1800	56C	**EPCL1322M**	983	DPS	14.32	66	84.5	115/230	8.2	1, 96
3	1800	184TC	**CL1408TM**	1,063	DPS	15.00	80	78	115/230	16	
5	3600	56HCY	**PCL1327M**	905	DPS	14.11	57	74.2	230	23	2, 20, 30, 36, 47, 98
	1800	184TC	**CL1410TM**	1,281	DPS	16.50	88	82.5	230	23	30

(a) See notes on inside back flap.

U-frame, three phase, TEFC

3/4 thru 20 Hp

IP54

Features:

- Fan cooled
- High performance ball bearings
- Heavy-gauge steel and cast-iron frames
- Exxon Polyrex™ EM grease
- U-Frame mounting dimensions

Applications:

- Pumps
- Compressors
- Fans
- Conveyors
- Machine tools

Hp	RPM	NEMA Frame	Catalog Number	List Price	Disc. Sym.	"C" Dim.	Aprx. Wt. (lb)	Full Load Efficiency	Voltage	Full Load Amps	Notes (a)
Totally enclosed foot mounted											
3/4	900	184	**M3602**	1,284	DPL	14.64	51	72	230/460	1.6	1, 30
1	1800	182	**EM3603**	1,086	DPL	13.76	38	85.5	230/460	1.5	1, 30
	1200	184	**EM3604**	1,384	DPL	13.76	41	82.5	230/460	1.8	1, 30
1 1/2	1800	184	**EM3606**	1,106	DPL	13.76	41	86.5	230/460	2.2	1, 30
	1200	184	**EM3607**	1,479	DPL	15.69	72	87.5	230/460	2.4	1, 30
2	1800	184	**EM3609**	1,167	DPL	13.76	45	86.5	230/460	2.9	1, 30
	1200	213	**EM3712**	1,671	DPL	18.17	97	88.5	230/460	3.5	1, 30
	900	215	**EM3702**	2,603	DPL	18.63	111	85.5	230/460	3.5	1, 30
3	3600	184	**EM3610**	1,168	DPL	14.64	50	86.5	230/460	3.6	1, 30
	1800	182	**EM3611**	1,215	DPL	15.69	70	89.5	230/460	4.2	1, 30
		213	**EM3703**	1,429	DPL	18.17	70	89.5	230/460	4.2	1, 30
	1200	215	**EM3704**	1,758	DPL	18.63	132	89.5	230/460	4.6	1, 30
5	3600	213	**EM3706**	1,987	DPL	18.17	74	88.5	230/460	5.9	1
	1800	215	**EM3707**	1,800	DPL	18.17	93	89.5	230/460	6.7	1, 30
	1200	254U	**EM2275**	3,664	DPL	20.82	226	90.2	230/460	7.3	1, 30
7 1/2	3600	215	**EM3709**	2,004	DPL	18.17	96	89.5	230/460	8.4	1, 30
	1800	254U	**EM2237**	3,120	DPL	23.03	254	91.7	230/460	9.4	1, 30
	1200	256U	**EM2276**	4,405	DPL	23.03	295	91	230/460	10.7	1, 30
10	1800	256U	**EM2238**	3,910	DPL	23.03	252	91.7	230/460	13	1, 30
15	1800	284U	**EM2333**	5,382	DPL	26.34	315	92.4	230/460	18.1	1, 30
20	1800	286U	**EM2334**	6,441	DPL	26.34	318	93	230/460	24	1, 30
Totally enclosed, C-Face,footless											
2	1800	184C	**VEM3609**	1,444	DPL	13.31	45	86.5	230/460	2.9	1, 30
	1200	184C	**VEM3614**	1,632	DPL	17.18	97	88.5	230/460	3.5	1, 30
3	1800	184C	**VEM3611**	1,493	DPL	15.68	70	89.5	230/460	4.2	1, 30
5	3600	184C	**VEM3613**	1,341	DPL	15.68	74	88.5	230/460	5.9	1
	1800	184C	**VEM3615**	1,704	DPL	17.18	93	89.5	230/460	6.7	1, 30

(a) See notes on inside back flap.

Cast iron frame

U-frame, single phase

1 thru 3 Hp

IP54

Features:

- Ball bearings
- Heavy-gauge steel and cast-iron frames
- Exxon Polyrex™ EM grease
- U-Frame mounting dimensions

Applications:

- Pumps
- Compressors
- Fans
- Conveyors
- Machine tools

Hp	RPM	NEMA Frame	Catalog Number	List Price	Disc. Sym.	"C" Dim.	Aprx. Wt. (lb)	Full Load Efficiency	Voltage	Full Load Amps	Notes (a)
Totally enclosed, foot mounted											
1	1200	184	**L3607**	1,886	DPL	15.69	74	67	115/230	7	1, 3
2	1800	184	**L3605**	1,440	DPL	15.69	67	75.5	115/230	11.5	1, 3, 30
	1200	215	**L3703**	3,114	DPL	17.51	113	80	115/230	9.4	2, 30, 65
3	1800	215	**L3705**	2,455	DPL	17.51	117	80	115/230	14	1, 30, 65
Totally enclosed, C-Face, footless											
2	1800	184C	**VL3605**	1,553	DPL	15.68	64	75.5	115/230	11.5	1, 3, 30

(a) See notes on inside back flap.

Automotive duty, three phase, TEFC, foot mounted

1 thru 60 Hp

IP55

Features:

- Heavy duty cast iron frames
- Double shielded ball bearings (regreaseable)
- Shaft slinger ODE and DE
- Epoxy paint
- 65°C ambient 1.00 SF
- 40°C ambient 1.15 SF

Applications:

- Pumps
- Compressors
- Fans
- Conveyors
- Machine tools

Hp	RPM	NEMA Frame	Catalog Number	List Price	Disc. Sym.	"C" Dim.	Aprx. Wt. (lb)	Full Load Efficiency	Voltage	Full Load Amps	Notes (a)
1	1800	182	**AEM3683-4**	1,433	DPL	13.18	89	85.5	460	1.6	60
1 1/2	1800	184	**AEM3686-4**	1,539	DPL	14.74	91	87.5	460	2.1	
2	1800	184	**AEM3689-4**	1,639	DPL	14.74	91	88.5	460	2.7	
3	1800	213	**AEM3783-4**	1,891	DPL	18.07	155	89.5	460	3.9	
5	1800	215	**AEM3787-4**	2,476	DPL	18.07	166	90.2	460	6.7	
7 1/2	1800	254U	**AEM2237-4**	3,322	DPL	23.11	270	91.7	460	9.1	
10	1800	256U	**AEM2238-4**	4,017	DPL	23.11	270	91.7	460	12.2	
15	1800	284U	**AEM2333-4**	5,581	DPL	26.33	268	92.4	460	17.6	
20	1800	286U	**AEM2334-4**	6,728	DPL	27.81	420	93	460	23	
25	1800	324U	**AEM4103-4**	8,576	DPL	30.56	437	93.6	460	30	
30	1800	326U	**AEM4104-4**	9,689	DPL	30.66	469	93.6	460	35	
40	1800	364U	**AEM4307-4**	11,513	DPL	33.94	874	94.5	460	45	
50	1800	365U	**AEM4311-4**	13,865	DPL	33.94	915	94.5	460	56	
60	1800	405U	**AEM4314-4**	16,941	DPL	38.08	1326	95	460	66.6	

(a) See notes on inside back flap. Cast iron frame

Synchronous permanent magnet, three phase, TEFC, foot mounted

1 thru 3 Hp

IP54

Features:

- Permanent magnets in rotor
- Zero slip, line start capable
- Max safe speed 6000 RPM
- Inverter ready
- 10:1 CT speed range

Applications:

- Inherent, precise, open-loop speed regulation

Hp	RPM	NEMA Frame	Catalog Number	List Price	Disc. Sym.	"C" Dim.	Aprx. Wt. (lb)	Full Load Efficiency	Voltage	Full Load Amps	Notes (a)
1	1800	145TC	**CSPM3546T**	3,299	DPP	13.29	37	89.5	230/460	1.2	
2	1800	145TC	**CSPM3558T**	3,735	DPP	14.17	55	87.5	230/460	2.5	
3	1800	182TC	**CSPM3611T**	4,457	DPP	16.56	70	89.5	230/460	4	

(a) See notes on inside back flap.

Single and three phase, C-Face, TEFC

1/2 thru 7 1/2 Hp

IP54

Features:

- Low profile F-3 Conduit box, most designs
- Multiple base mounting configurations
- Color coded and numbered leads for ease of connectivity
- Inverter ready
- Laser etched nameplate with highly legible font
- Super-E® motors have NEMA Premium® efficiency
- 3 year warranty on Premium efficient motors

Applications:

- Conveyors
- Unit handling
- Baggage handling
- Packaging equipment
- Door operators
- Elevators
- Hoists

Hp	RPM	NEMA Frame	Catalog Number	List Price	Disc. Sym.	"C" Dim.	Aprx. Wt. (lb)	Full Load Efficiency	Voltage	Full Load Amps	Notes (a)
Single phase, foot mounted											
1/2	1800	56C	**CUHL3518**	490	UH1	12.22	37	68	115/208-230	3.5	
1	1800	56C	**CUHL3519**	597	UH1	13.22	44	67	115/208-230	6.4	
Single phase, footless											
1/2	1800	56C	**VUHL3518**	464	UH1	12.22	35	68	115/208-230	3.5	
1	1800	56C	**VUHL3519**	571	UH1	13.22	40	67	115/208-230	6.4	
Three phase, foot mounted											
1/2	1800	56C	**CUHM3538**	420	UH3	12.23	27	72	230/460	1.1	1, 48
3/4	1800	56C	**CUHM3542**	444	UH3	12.23	31	77	230/460	1.2	1, 48
1	1800	56C	**CEUHM3546**	672	UH3	12.23	38	85.5	230/460	1.5	1, 48
		143TCY	**CEUHM3546T**	681	UH3	13.29	39	85.5	230/460	1.5	1, 37, 48
1 1/2	1800	56C	**CEUHM3554**	710	UH3	13.23	41	86.5	230/460	2.2	1, 48
		145TCY	**CEUHM3554T**	719	UH3	13.29	45	86.5	230/460	2.2	1, 37, 48
2	1800	56C	**CEUHM3558**	784	UH3	13.23	45	86.5	230/460	2.9	1, 48
		145TCY	**CEUHM3558T**	792	UH3	13.29	50	86.5	230/460	2.9	1, 37, 48
3	1800	182TC	**CEUHM3611T**	926	UH3	16.55	73	89.5	230/460	4.2	1, 48
5	1800	184TC	**CEUHM3615T**	1,017	UH3	18.05	94	89.5	230/460	6.7	1, 48
Three phase, footless											
1/2	1800	56C	**VEUHM3538**	607	UH3	13.23	33	82.5	208-230/460	0.8	1, 48
		56C	**VUHM3538**	414	UH3	13.23	30	72	230/460	1.1	1, 48
3/4	1800	56C	**VEUHM3542**	645	UH3	13.23	35	84	208-230/460	1.1	1, 48
		56C	**VUHM3542**	439	UH3	13.23	35	77	230/460	1.2	1, 48
1	1800	56C	**VEUHM3546**	664	UH3	13.23	38	85.5	230/460	1.5	1, 48
		143TC	**VEUHM3546T**	676	UH3	13.29	38	85.5	230/460	1.5	1, 48
1 1/2	1800	56C	**VEUHM3554**	845	UH3	13.23	41	86.5	230/460	2.2	1, 48
		145TC	**VEUHM3554T**	706	UH3	13.29	43	86.5	230/460	2.2	1, 48
2	1800	56C	**VEUHM3558**	891	UH3	13.23	45	86.5	230/460	2.9	1, 48
		145TC	**VEUHM3558T**	784	UH3	13.29	48	86.5	230/460	2.9	1, 48
3	1800	182TC	**VEUHM3611T**	891	UH3	16.55	73	89.5	230/460	4.2	1, 48
5	1800	184TC	**VEUHM3615T**	980	UH3	18.05	88	89.5	230/460	6.7	1, 48
7 1/2	1800	213TC	**VEUHM3710T**	1,445	UH3	19.76	151	91.7	230/460	9.5	1, 48
Three phase, footless, 575 volts											
1/2	1800	56C	**VUHM3538-5**	414	UH3	13.23	33	82.5	575	0.6	1, 48
3/4	1800	56C	**VUHM3542-5**	439	UH3	13.23	34	75.5	575	0.9	1, 48
1	1800	56C	**VEUHM3546-5**	664	UH3	13.23	38	85.5	575	1.2	1, 48
		143TC	**VEUHM3546T-5**	676	UH3	13.29	38	85.5	575	1.2	1, 48
1 1/2	1800	145TC	**VEUHM3554T-5**	706	UH3	13.29	44	86.5	575	1.8	1, 48
2	1800	145TC	**VEUHM3558T-5**	784	UH3	13.29	48	86.5	575	2.3	1, 48

(a) See notes on inside back flap.

High cycle brake motor, three phase

1/2 thru 3 Hp

IP54

Features:

- Cast aluminum frame design engineered for increased thermal dissipation
- Low inertia, high efficient motor
- Fast action DC brake with integral rectifier

Applications:

- Frequent start and stop applications
- Conveyors
- Unit handling
- Baggage handling
- Packaging equipment
- Door operators
- Hoists

Hp	RPM	NEMA Frame	Enclosure	Catalog Number	List Price	Disc. Sym.	"C" Dim.	Aprx. Wt. (lb)	Full Load Efficiency	Voltage	Full Load Amps	Brake Rating (b)	Notes (a)
C-Face, footless													
1/2	1800	56C	TENV	**VRBM3538**	1,550	UH3	13.62	35	75.5	208-230/460	0.9	3	1
3/4	1800	56C	TENV	**VRBM3542**	1,815	UH3	14.50	47	75	208-230/460	1.3	6	
1	1800	56C	TENV	**VRBM3546**	2,091	UH3	15.50	47	74	230/460	1.6	6	
		143TC	TENV	**VRBM3546T**	2,236	UH3	15.57	46	74	230/460	1.6	6	
1 1/2	1800	145TC	TEFC	**VRBM3554T**	2,275	UH3	16.31	63	82.5	230/460	2.3	10	1
2	1800	145TC	TEFC	**VRBM3558T**	2,338	UH3	17.68	69	84	230/460	2.9	10	1
3	1800	145TC	TEFC	**VRBM3561T**	2,407	UH3	17.68	76	85.5	230/460	4.4	15	

(a) See notes on inside back flap.
(b) Brake torque rating in lb-ft.

D-series brake motor, three phase, totally enclosed

1/2 thru 10 Hp

IP54

Features:

- Low profile F-3 Conduit box, most designs
- Fast action DC brake with integral rectifier
- Manual release lever
- Suitable for mounting in any configuration
- Inverter ready
- Super-E® motors have NEMA Premium® efficiency

Applications:

- Conveyors
- Unit handling
- Baggage handling
- Packaging equipment
- Door operators
- Elevators
- Hoists

Hp	RPM	NEMA Frame	Enclosure	Catalog Number	List Price	Disc. Sym.	"C" Dim.	Aprx. Wt. (lb)	Full Load Efficiency	Voltage	Full Load Amps	Brake Rating (b)	Notes (a)
Foot mounted													
1/2	1800	56	TENV	**BNM3538-D**	954	UH3	14.96	43	80	208-230/460	0.8	3	1, 48
3/4	1800	56	TENV	**BNM3542-D**	1,297	UH3	14.96	47	78.5	208-230/460	1.4	6	1, 48
1	1800	56	TENV	**EBNM3546-D**	1,456	UH3	15.96	51	85.5	230/460	1.5	6	1, 10, 48
		145TY	TENV	**EBNM3546T-D**	1,456	UH3	16.02	51	85.5	230/460	1.5	6	1, 10, 48
1 1/2	1800	145TY	TENV	**EBNM3554T-D**	1,573	UH3	16.90	62	86.5	230/460	2.1	10	10, 48
2	1800	145TY	TEFC	**EBM3558T-D**	1,680	UH3	17.35	61	86.5	230/460	2.9	10	1, 48
3	1800	182T	TEFC	**EBM3611T-D**	2,176	UH3	21.64	104	89.5	230/460	4.1	15	1, 48
5	1800	184T	TEFC	**EBM3615T-D**	2,631	UH3	23.14	117	89.5	230/460	6.7	15	1, 48
7 1/2	1800	213T	TEFC	**EBM3710T-D**	3,538	UH3	25.42	170	91.7	230/460	9.5	25	1, 48
10	1800	215T	TEFC	**EBM3714T-D**	4,354	UH3	26.92	165	91.7	230/460	12	35	1, 48
C-Face, foot mounted													
2	1800	145TCY	TEFC	**CEBM3558T-D**	1,775	UH3	17.35	61	86.5	230/460	2.9	10	1, 48
3	1800	182TC	TEFC	**CEBM3611T-D**	2,250	UH3	21.64	103	89.5	230/460	4.1	15	1, 48
5	1800	184TC	TEFC	**CEBM3615T-D**	2,608	UH3	23.14	121	89.5	230/460	6.7	25	1, 48
7 1/2	1800	213TC	TEFC	**CEBM3710T-D**	3,678	UH3	26.17	141	91.7	230/460	9.5	25	1, 48
10	1800	215TC	TEFC	**CEBM3714T-D**	4,495	UH3	27.67	165	91.7	230/460	12	35	1, 48
C-Face, footless													
1/2	1800	56C	TEFC	**VBM3538-D**	1,242	UH3	16.29	46	72	208-230/460	1.1	3	1, 48
		56C	TENV	**VBNM3538-D**	1,270	UH3	15.96	44	80	208-230/460-480	0.8	3	1, 48
3/4	1800	56C	TEFC	**VBM3542-D**	1,289	UH3	16.29	52	78.5	208-230/460	1.4	6	1, 48
		56C	TEFC	**VEBM3542-D**	1,415	UH3	16.29	50	84	208-230/460	1.1	6	1, 48
		56C	TENV	**VBNM3542-D**	1,319	UH3	15.96	48	78.5	208-230/460	1.4	6	1, 48
1	1800	56C	TENV	**VEBNM3546-D**	1,485	UH3	15.96	51	85.5	230/460	1.5	6	48
		56C	TEFC	**VEBM3546-D**	1,472	UH3	16.29	54	85.5	230/460	1.5	6	1, 48
		143TC	TEFC	**VEBM3546T-D**	1,581	UH3	16.35	51	85.5	230/460	1.5	6	1, 48
1 1/2	1800	56C	TEFC	**VEBM3554-D**	1,533	UH3	17.29	58	86.5	230/460	2.2	10	1, 48
		145TC	TENV	**VEBNM3554T-D**	1,612	UH3	16.90	62	86.5	230/460	2.1	10	48
		145TC	TEFC	**VEBM3554T-D**	1,645	UH3	17.35	58	86.5	230/460	2.2	10	1, 48
2	1800	56C	TEFC	**VEBM3558-D**	1,671	UH3	17.29	57	86.5	230/460	2.9	10	1, 48
		145TC	TEFC	**VEBM3558T-D**	1,680	UH3	17.35	62	86.5	230/460	2.9	10	1, 48
3	1800	182TC	TEFC	**VEBM3611T-D**	2,218	UH3	21.64	101	89.5	230/460	4.2	15	1, 48
5	1800	184TC	TEFC	**VEBM3615T-D**	2,674	UH3	23.14	117	89.5	230/460	6.7	15	1, 48
7 1/2	1800	213TC	TEFC	**VEBM3710T-D**	3,641	UH3	26.17	151	91.7	230/460	9.5	25	1, 48
10	1800	215TC	TEFC	**VEBM3714T-D**	4,222	UH3	27.67	177	92	230/460	12	35	1, 48
C-Face, footless, 575 volts													
1	1800	143TC	TEFC	**VEBM3546T-5D**	1,581	UH3	16.35	52	85.5	575	1.2	6	1, 48
1 1/2	1800	145TC	TEFC	**VEBM3554T-5D**	1,645	UH3	17.35	55	86.5	575	1.8	10	1, 48
2	1800	145TC	TEFC	**VEBM3558T-5D**	1,680	UH3	17.35	62	86.5	575	2.3	10	1, 48
3	1800	182TC	TEFC	**VEBM3611T-5D**	2,218	UH3	21.64	101	89.5	575	3.1	15	1, 48
5	1800	184TC	TEFC	**VEBM3615T-5D**	2,674	UH3	23.14	117	89.5	575	5.2	15	1, 48

(a) See notes on inside back flap.
(b) Brake torque rating in lb-ft.

Short series brake motor, three phase, TEFC

1/2 thru 5 Hp

IP54

Features:

- Low profile F-3 Conduit box, most designs
- Compact design
- Fast action DC brake with integral rectifier
- Suitable for mounting in any configuration
- Inverter ready
- Super-E® motors have NEMA Premium® efficiency

Applications:

- Conveyors
- Unit handling
- Baggage handling
- Packaging equipment
- Door operators
- Elevators
- Hoists

Hp	RPM	NEMA Frame	Catalog Number	List Price	Disc. Sym.	"C" Dim.	Aprx. Wt. (lb)	Full Load Efficiency	Voltage	Full Load Amps	Brake Rating (b)	Notes (a)
Foot mounted												
1	1800	56	**EBM3546-S**	1,334	UH3	14.37	51	85.5	230/460	1.5	6	1, 10, 48
		143TY	**EBM3546T-S**	1,344	UH3	15.43	51	85.5	230/460	1.5	6	1, 10, 48
1 1/2	1800	145TY	**EBM3554T-S**	1,458	UH3	15.43	54	86.5	230/460	2.2	10	1, 10, 48
2	1800	145TY	**EBM3558T-S**	1,506	UH3	15.43	58	86.6	230/460	2.9	10	1, 48
3	1800	182T	**EBM3611T-S**	1,776	UH3	19.05	83	89.5	230/460	4.2	15	1, 48
5	1800	184T	**EBM3615T-S**	2,078	UH3	20.55	106	89.5	230/460	6.7	25	1, 48
C-Face, footless												
1/2	1800	56C	**VBM3538-S**	1,179	UH3	14.37	41	72	208-230/460	1.1	3	1, 48
3/4	1800	56C	**VBM3542-S**	1,226	UH3	14.37	47	78.5	208-230/460	1.4	3	1, 48
1	1800	56C	**VEBM3546-S**	1,372	UH3	14.37	51	85.5	230/460	1.5	6	1, 48
		143TC	**VEBM3546T-S**	1,383	UH3	14.43	51	85.5	230/460	1.5	6	1, 48
1 1/2	1800	56C	**VEBM3554-S**	1,487	UH3	15.37	54	86.5	230/460	2.2	10	1, 48
		145TC	**VEBM3554T-S**	1,497	UH3	15.43	54	86.5	230/460	2.2	10	1, 10, 48
2	1800	56C	**VEBM3558-S**	1,535	UH3	15.37	58	86.5	230/460	2.9	10	1, 48
		145TC	**VEBM3558T-S**	1,545	UH3	15.43	58	86.5	230/460	2.9	10	1, 48
3	1800	182TC	**VEBM3611T-S**	1,850	UH3	19.05	83	89.5	230/460	4.2	15	1, 48
5	1800	184TC	**VEBM3615T-S**	2,152	UH3	20.55	106	89.5	230/460	6.7	25	1, 48
C-Face, footless, 575 volts												
1/2	1800	56C	**VBM3538-5S**	1,179	UH3	14.37	42	72	575	0.8	3	1, 48
1	1800	56C	**VEBM3546-5S**	1,372	UH3	14.37	51	85.5	575	1.2	6	1, 48
1 1/2	1800	145TC	**VEBM3554T-5S**	1,497	UH3	15.43	54	86.5	575	1.8	10	1, 10, 48

(a) See notes on inside back flap.
(b) Brake torque rating in lb-ft.

Single and three phase, TEFC

1/4 thru 30 Hp

IP44*

Features:

- Manual release
- Spring-set brake
- Vibration damping base
- Super-E® motors have NEMA Premium® efficiency
- Three phase motors suitable for inverter use per NEMA MG1 Part 31.4.4.2 unless note 38 is indicated

Applications:

- Conveyors
- Unit handling
- Machine tools
- Door operators
- Speed reducers
- Packaging equipment
- General purpose applications

Hp	RPM	NEMA Frame	Catalog Number	List Price	Disc. Sym.	"C" Dim.	Aprx. Wt. (lb)	Full Load Efficiency	Voltage	Full Load Amps	Brake Rating (b)	Notes (a)
Single phase, foot mounted												
1/4	1800	56	**BL3516**	940	BE1	14.36	27	59.5	115/230	2.1	3	2, 30, 41, 60
1/3	1800	56	**BL3517**	991	BE1	15.46	27	60	115/230	3	3	30, 41
1/2	1800	56	**BL3518**	1,075	BE1	16.08	32	68	115/230	3.7	3	30, 41
Single phase, footless												
1/3	1800	56C	**KBL3406**	1,041	BE1	15.45	27	60	115/230	3	3	30, 41
1/2	1800	56C	**KBL3409**	1,142	BE1	16.07	32	68	115/230	3.7	3	30, 41
3/4	1800	56C	**VBL3507**	1,483	BE1	16.82	40	72	115/230	4.2	6	30, 41
1	1800	56C	**VBL3510**	1,571	BE1	17.80	49	76.5	115/230	4.5	6	30, 41
		143TC	**VBL3510T**	1,571	BE1	17.86	49	76.5	115/230	4.5	6	30, 41
Foot mounted												
1/3	1800	56	**BM3569**	914	BE3	14.36	27	70	208-230/460	0.7	3	2, 38, 41, 60
1/2	1800	56	**BM3538**	993	BE3	14.98	31	75.5	208-230/460	0.9	3	2, 38, 41, 60
	1200	56	**BM3539**	1,368	BE3	16.45	35	72	230/460	1.2	6	30, 38, 41
3/4	1800	56	**BM3542**	1,162	BE3	16.45	31	75.5	208-230/460	1.5	6	38, 41
	1200	56	**BM3543**	1,436	BE3	17.45	39	77	208-230/460	1.5	6	38, 41
1	1800	56	**EBM3546**	1,575	BE3	16.80	44	85.5	230/460	1.5	6	30, 41
		143T	**EBM3546T**	1,607	BE3	17.86	46	85.5	230/460	1.5	6	30, 41
1 1/2	1800	145T	**EBM3554T**	1,809	BE3	17.86	52	86.5	230/460	2.2	10	30, 41
2	1800	145T	**EBM3558T**	1,899	BE3	17.86	57	86.5	230/460	2.9	10	30, 41
3	1800	182T	**EBM3611T**	2,395	BE3	21.12	89	89.5	230/460	4.2	15	30, 41
5	1800	184T	**EBM3615T**	2,904	BE3	22.65	106	89.5	230/460	6.7	25	30, 42
7 1/2	1800	213T	**EBM3710T**	3,830	BE3	27.20	158	91.7	230/460	9.4	35	30, 40
10	1800	215T	**EBM3714T**	4,814	BE3	29.19	165	91.7	230/460	12	50	30, 40
15	1800	254T	**EBM2333T**	6,810	BE3	33.07	337	92.4	230/460	18.1	75	30
20	1800	256T	**EBM2334T**	8,836	BE3	33.57	398	93	230/460	24	105	30
25	1800	284T	**EBM4103T**	11,162	BE3	39.66	516	93.6	230/460	30	105	30
30	1800	284T	**EBM4104T**	12,587	BE3	42.84	667	93.6	230/460	37	125	30
C-Face, foot mounted												
1	1800	143TC	**CEBM3546T**	1,571	BE3	17.86	43	85.5	230/460	1.7	6	41
1 1/2	1800	145TC	**CEBM3554T**	1,692	BE3	17.86	48	86.5	230/460	2.2	10	41
2	1800	145TC	**CEBM3558T**	1,740	BE3	17.86	52	86.5	230/460	2.9	10	41
3	1800	182TC	**CEBM3611T**	1,945	BE3	21.11	77	89.5	230/460	4.2	15	1, 41
5	1800	184TC	**CEBM3615T**	2,279	BE3	23.06	101	89.5	230/460	6.7	25	1, 42
7 1/2	1800	213TC	**CEBM3710T**	4,179	BE3	27.95	149	91.7	230/460	9.4	35	1, 40
10	1800	215TC	**CEBM3714T**	4,557	BE3	29.95	183	91.7	230/460	12	50	1, 42

(a) See notes on inside back flap.
(b) Brake torque rating in lb-ft.
Cast iron frame
*IP54 when Drain Fitting Kit #HA5027A03 is installed in the weep holes (48 thru 256T frame motors only)

Single and three phase, TEFC

Hp	RPM	NEMA Frame	Catalog Number	List Price	Disc. Sym.	"C" Dim.	Aprx. Wt. (lb)	Full Load Efficiency	Voltage	Full Load Amps	Brake Rating (b)	Notes (a)
Footless												
1/4	1800	56C	**KBM3454**	858	BE3	14.36	26	68	208-230/460	0.5	3	2, 38, 41, 60
1/3	1800	56C	**KBM3458**	912	BE3	14.36	23	70	208-230/460	0.7	3	2, 38, 41, 60
1/2	1800	56C	**VEBNM3538**	1,434	BE3	15.26	37	84	230/460	0.9	3	41, 60
		56C	**VBM3538**	1,016	BE3	14.98	30	75.5	208-230/460	0.9	3	2, 38, 41, 60
3/4	1800	56C	**VEBNM3542**	1,612	BE3	15.26	53	84	208-230/460	1.1	6	41, 60
		56C	**VBM3542**	1,190	BE3	15.86	35	75	208-230/460	1.3	6	2, 38, 41, 60
1	1800	56C	**VEBM3546**	1,370	BE3	16.80	45	85.5	230/460	1.5	6	1, 30, 41
		143TC	**VEBM3546T**	1,571	BE3	16.86	45	85.5	230/460	1.5	6	1, 30, 41
1 1/2	1800	56C	**VEBM3554**	1,645	BE3	17.80	53	86.5	230/460	2.2	6	1, 30, 41
		145TC	**VEBM3554T**	1,692	BE3	17.86	52	86.5	230/460	2.2	10	1, 30, 41
2	1800	56C	**VEBM3558**	1,694	BE3	17.80	56	86.5	230/460	2.9	6	1, 30, 41
		145TC	**VEBM3558T**	1,740	BE3	17.86	57	86.5	230/460	2.9	10	1, 30, 41
3	1800	182TC	**VEBM3611T**	1,945	BE3	21.11	82	89.5	230/460	4.2	15	1, 30, 41
5	1800	184TC	**VEBM3615T**	2,279	BE3	23.06	99	89.5	230/460	6.7	25	1, 30, 42
7 1/2	1800	213TC	**VEBM3710T**	4,179	BE3	27.89	172	91.7	230/460	9.4	35	1, 30, 40
10	1800	215TC	**VEBM3714T**	4,557	BE3	29.89	165	91.7	230/460	12	50	1, 30, 42
575 volts												
3/4	1800	56C	**VBM3542-5**	1,190	BE3	15.26	40	80	575	1.9	6	2, 41, 60
1	1800	143TC	**VEBM3546T-5**	1,571	BE3	16.86	44	85.5	575	1.2	6	1, 41
1 1/2	1800	143TC	**VEBM3554T-5**	1,692	BE3	17.87	52	86.5	575	1.8	10	1, 42
2	1800	145TC	**VEBM3558T-5**	1,740	BE3	17.87	57	86.5	575	2.3	10	1, 42
3	1800	182TC	**VEBM3611T-5**	1,945	BE3	21.11	82	89.5	575	3.1	15	1, 42

(a) See notes on inside back flap.
(b) Brake torque rating in lb-ft. Brakes cannot be operated on variable frequency drives.
Cast iron frame
Red catalog number indicates **NEW** product.
*IP54 when Drain Fitting Kit #HA5027A03 is installed in the weep holes (48 thru 256T frame motors only)

Single and three phase, TEFC, C-Face, fan on drive end

3/4 thru 30 Hp

IP44*

Features:

- Manual release
- Spring-set brake
- Fan on DE
- Easily accessible brake leads
- Vibration damping base
- Super-E® motors have NEMA Premium® efficiency
- Three phase motors suitable for inverter use per NEMA MG1 Part 31.4.4.2

Applications:

- Conveyors
- Unit handling
- Machine tools
- Door operators
- Speed reducers
- Packaging equipment
- General purpose applications

Hp	RPM	NEMA Frame	Catalog Number	List Price	Disc. Sym.	"C" Dim.	Aprx. Wt. (lb)	Full Load Efficiency	Voltage	Full Load Amps	Brake Rating (b)	Notes (a)
Single phase												
3/4	1800	56Y	**BL3507**	1,455	BE1	16.71	42	72	115/230	4.2	6	30, 41
1	1800	56Y	**BL3510**	1,540	BE1	17.11	52	68	115/230	6.4	6	30, 41
Three phase												
1	1800	182Y	**EBM3603Y**	1,733	BE3	17.49	44	85.5	230/460	1.5	6	30, 41
	1200	145TY	**EBM3556TY**	1,679	BE3	17.49	48	82.5	230/460	1.8	10	30, 41
1 1/2	1800	56Y	**EBM3554Y**	1,653	BE3	17.11	48	86.5	230/460	2.2	10	30, 41
		145TY	**EBM3554TY**	1,653	BE3	17.49	48	86.5	230/460	2.2	10	30, 41
		184Y	**EBM3606Y**	1,843	BE3	17.49	48	86.5	230/460	2.2	10	30, 41
2	1800	56Y	**EBM3558Y**	1,701	BE3	17.11	52	86.5	230/460	2.9	10	30, 41
		145TY	**EBM3558TY**	1,701	BE3	17.49	52	86.5	230/460	2.9	10	30, 41
		184Y	**EBM3609Y**	1,896	BE3	17.49	52	86.5	230/460	2.9	10	30, 41
	1200	184TY	**EBM3614TY**	2,022	BE3	22.12	104	88.5	230/460	3.5	15	30, 41
3	1800	182TY	**EBM3611TY**	1,871	BE3	20.62	77	89.5	230/460	4.2	15	1, 30, 41
		213Y	**EBM3703Y**	2,946	BE3	22.42	77	89.5	230/460	4.2	15	1, 30, 41
	1200	213TY	**EBM3704TY**	4,060	BE3	27.01	154	89.5	230/460	4.6	35	1, 30, 40
5	1800	184TY	**EBM3615TY**	2,205	BE3	22.12	101	89.5	230/460	6.7	25	1, 30, 40
		184TY	**EBM3635TY**	1,901	BE3	22.12	100	89.5	230/460	6.7	15	1, 30, 41
		215Y	**EBM3707Y**	3,539	BE3	22.87	100	89.5	230/460	6.9	25	1, 30, 40
7 1/2	1800	213TY	**EBM3710TY**	4,036	BE3	27.01	149	91.7	230/460	9.4	35	1, 30, 40
		213TY	**EBM3730TY**	3,341	BE3	27.01	146	91.7	230/460	9.4	25	1, 30, 40
10	1800	215TY	**EBM3714TY**	4,414	BE3	29.01	183	91.7	230/460	12	50	1, 30, 42
		215TY	**EBM3734TY**	4,212	BE3	28.51	187	91.7	230/460	12	35	1, 30, 40
15	1800	254TY	**EBM2353TY**	6,211	BE3	32.71	286	92.4	230/460	18.1	50	1, 30
20	1800	256TY	**EBM2334TY**	8,836	BE3	23.28	263	93	230/460	24	105	1, 30
		256TY	**EBM2354TY**	7,906	BE3	32.71	328	93	230/460	24	75	1, 30
25	1800	284TY	**EBM4103TY**	11,162	BE3	35.83	448	93.6	230/460	30	105	1, 30
30	1800	286TY	**EBM4104TY**	12,495	BE3	39.13	565	93.6	230/460	38	125	1, 30

(a) See notes on inside back flap.
(b) Brake torque rating in lb-ft. Brakes cannot be operated on variable frequency drives.
Cast iron frame
*IP54 when Drain Fitting Kit #HA5027A03 is installed in the weep holes (48 thru 256T frame motors only)

Single and three phase, TEFC and open, Dings brake

3 thru 10 Hp

TEFC IP43 | Open IP22

Features:

- Manual release
- Spring-set brake
- Fan on DE
- Easily accessible brake leads
- Vibration damping base
- Super-E® motors have NEMA Premium® efficiency
- Three phase motors suitable for inverter use per NEMA MG1 Part 31.4.4.2s

Applications:

- Conveyors
- Unit handling
- Machine tools
- Door operators
- Speed reducers
- Packaging equipment
- General purpose applications

Hp	RPM	NEMA Frame	Catalog Number	List Price	Disc. Sym.	"C" Dim.	Aprx. Wt. (lb)	Full Load Efficiency	Voltage	Full Load Amps	Brake Rating (b)	Notes (a)
Single phase												
3	1200	213TY	**EBM3704TY-DI**	4,365	BE3	27.20	140	89.5	230/460	4.6	35	1, 30, 40
5	1800	184T	**EBM3615T-DI**	3,122	BE3	23.21	125	89.5	230/460	6.7	25	30, 42
		184TY	**EBM3615TY-DI**	2,371	BE3	22.84	125	89.5	230/460	6.7	25	1, 30, 40
		215Y	**EBM3707Y-DI**	3,805	BE3	22.84	127	89.5	230/460	6.9	25	1, 30, 40
7 1/2	1800	213TY	**EBM3710TY-DI**	4,339	BE3	27.20	157	91.7	230/460	9.4	35	1, 30, 40
		213TY	**EBM3730TY-DI**	3,592	BE3	27.20	157	91.7	230/460	9.4	25	1, 30, 40
10	1800	215TY	**EBM3734TY-DI**	4,528	BE3	27.20	195	91.7	230/460	12	35	1, 30, 40
		215TY	**EBM3714TY-DI**	4,746	BE3	28.70	195	91.7	230/460	12	50	1, 30, 42
Totally enclosed fan cooled, C-Face, foot mounted												
5	1800	184TC	**CEBM3615T-DI**	2,279	BE3	23.20	123	89.5	230/460	6.7	25	1, 42
Totally enclosed fan cooled, C-Face, footless												
5	1800	184TC	**VEBM3615T-DI**	2,279	BE3	23.22	125	89.5	230/460	6.7	25	1, 30, 42
Open, foot mounted												
5	1800	184T	**EBM3218T-DI**	2,652	BO3	21.84	122	89.5	230/460	6.4	25	30, 42
Open, C-Face, footless												
5	1800	184TC	**VEBM3218T-DI**	2,300	BO3	21.84	122	89.5	230/460	6.6	25	30, 42

(a) See notes on inside back flap.
(b) Brake torque rating in lb-ft. Brakes cannot be operated on variable frequency drives.

Three phase, ODP
1/2 thru 15 Hp

IP22

Features:

- Manual release
- Spring-set brake
- Vibration damping base
- Dynamically balanced rotor
- Super-E® motors have NEMA Premium® Efficiency
- Suitable for inverter use per NEMA MG1 Part 31.4.4.2 unless note 38 is indicated

Applications:

- Conveyors
- Unit handling
- Machine tools
- Door operators
- Speed reducers
- Packaging equipment
- General purpose applications

Hp	RPM	NEMA Frame	Catalog Number	List Price	Disc. Sym.	"C" Dim.	Aprx. Wt. (lb)	Full Load Efficiency	Voltage	Full Load Amps	Brake Rating (b)	Notes (a)
Foot mounted												
1/2	1800	56	**BM3108**	908	BO3	14.14	27	74	230/460	1	3	30, 38, 41
3/4	1800	56	**BM3112**	1,057	BO3	14.77	31	75.5	208-230/460	1.5	6	38, 41
1	1800	56	**BM3116**	1,185	BO3	15.64	33	78.5	208-230/460	1.7	3	38, 41
		143T	**EBM3116T**	1,381	BO3	16.37	49	87.5	208-230/460	1.5	6	41
1 1/2	1800	145T	**EBM3154T**	1,533	BO3	16.37	48	86.5	230/460	2.2	10	30, 41
2	1800	145T	**EBM3157T**	1,749	BO3	16.37	51	86.5	230/460	2.9	10	30, 41
3	1800	182T	**EBM3211T**	2,146	BO3	19.57	83	89.5	230/460	4.2	15	30, 41
5	1800	184T	**EBM3218T**	2,652	BO3	21.52	104	89.5	230/460	6.4	25	30, 42
		184T	**EBM3248T**	2,279	BO3	21.06	104	89.5	230/460	6.4	15	30, 41
7 1/2	1800	213T	**EBM3311T**	3,333	BO3	24.45	149	91	230/460	9.7	35	30, 40
10	1800	215T	**EBM3313T**	4,180	BO3	26.08	159	91.7	230/460	12.5	50	30, 42
15	1800	254T	**EBM2513T**	5,537	BO3	29.88	252	93	230/460	17.7	75	30, 42
C-Face, footless												
1/2	1800	56C	**VBM3108**	957	BO3	14.36	28	74	230/460	1	3	30, 38, 41
3/4	1800	56C	**VBM3112**	1,112	BO3	15.36	31	75.5	208-230/460	1.5	6	38, 41
1	1800	56C	**VBM3116**	1,211	BO3	15.36	33	78.5	208-230/460	1.7	6	38, 41
		143TC	**VEBM3116T**	1,543	BO3	15.32	44	85.5	230/460	1.5	6	30, 41
1 1/2	1800	56C	**VBM3154**	1,407	BO3	15.26	44	80	208-230/460	2.5	10	41
		145TC	**VEBM3154T**	1,612	BO3	15.37	44	86.5	230/460	2.2	10	30, 41
2	1800	145TC	**VEBM3157T**	1,667	BO3	16.37	50	86.5	230/460	2.9	10	30, 41
3	1800	182TC	**VEBM3211T**	1,912	BO3	19.57	81	89.5	230/460	4.2	15	30, 41
5	1800	184TC	**VEBM3218T**	2,300	BO3	21.52	100	89.5	230/460	6.6	25	30, 42
		184TC	**VBM3218T**	2,691	BO3	20.02	84	87.5	208-230/460	7.2	25	16, 42
		184TC	**VEBM3248T**	1,997	BO3	21.07	99	89.5	230/460	6.6	15	30, 41

(a) See notes on inside back flap.
(b) Brake torque rating in lb-ft. Brakes cannot be operated on variable frequency drives.

Washdown, three phase, totally enclosed, C-Face, foot mounted

1/2 thru 5 Hp

IP55

Features:

- 300 series stainless steel hardware
- Neoprene gaskets
- Double sealed ball bearings
- Power off manual release brake with automatic reset
- Lip and V-Ring seal on DE
- NEMA Premium® efficiency
- White epoxy, corrosion resistant finish
- Stainless steel shaft extension
- Standard NEMA BA dimension

Applications:

- Food processing
- Wet environment
- Conveyors
- Packaging
- Pumps and wastewater

Hp	RPM	NEMA Frame	Enclosure	Catalog Number	List Price	Disc. Sym.	"C" Dim.	Aprx. Wt. (lb)	Full Load Efficiency	Voltage	Full Load Amps	Brake Rating (b)	Notes (a)
1/2	1800	56C	TENV	**CEWDBM3538**	2,086	WDW	15.31	42	84	208-230/460	0.9	3	1, 12, 41
3/4	1800	56C	TENV	**CEWDBM3542**	2,254	WDW	15.31	42	84	230/460	1.1	6	1, 12, 30, 41
1	1800	56C	TENV	**CEWDBM3546**	2,314	WDW	16.31	50	85.5	230/460	1.5	6	1, 30, 41
		143TC	TENV	**CEWDBM3546T**	2,338	WDW	16.81	51	85.5	230/460	1.5	6	1, 30, 41
1 1/2	1800	145TC	TENV	**CEWDBM3554T**	2,518	WDW	18.14	61	86.5	230/460	2.1	10	30, 41
2	1800	145TC	TEFC	**CEWDBM3558T**	2,562	WDW	18.56	60	86.5	230/460	2.9	10	1, 30, 41
3	1800	182TC	TEFC	**CEWDBM3611T**	3,100	WDW	21.80	93	89.5	230/460	4.2	15	1, 30, 41
5	1800	184TC	TEFC	**CEWDBM3615T**	3,745	WDW	23.30	110	89.5	230/460	6.7	25	1, 30, 42

(a) See notes on inside back flap.
(b) Brake torque rating in lb-ft.

Double C-Face motor brake kits

Coil voltage: 115/208-230

Features:

- Double C-Face coupler brakes
- Mounts on motors with C-Face
- Provides NEMA C-Face mounting on brake
- Spring set, electrically released

Brake Rating	Brake Mounting	Catalog Number	List Price	Disc. Sym.	Ap'x. Shpg. Wgt.
3 ft-lb	56C	**CBK003-1**	670	SVC	12
6 ft-lb	56C	**CBK006-1**	986	SVC	12
6 ft-lb	145TC	**CBK006-2**	986	SVC	12
10 ft-lb	145TC	**CBK010-1**	1,150	SVC	12
15 ft-lb	145TC	**CBK015-1**	2,457	SVC	12

IEC Low Voltage Motors (< 1,000 VAC)

Wide product portfolio for any industry, any application

True IEC design and dimensions

- TEFC – M3AA/M3BP, frame 63 - 500 – cast aluminum up to 280, cast iron up to 500
  - Power range – 0.09 to 1,500 kW (0.16 to 2,000 Hp)
- Water Jacketed – M3LP, frame 280 - 500 – cast iron/fabricated steel
  - Power range – 90 to 2,000 kW (120 to 2,600 Hp)
- Square-laminate frame – HDP blower cooled or TEFC, frame 100 - 315
  - Power range – 11 to 1,500 kW (15 to 2,000 Hp)
- SynRM technology – M3BL, frame 160 - 315 – cast iron – IE5 efficiency on VFD
  - Power range – 11 to 350 kW (15 to 470 Hp)
- Permanent Magnet – M3BJ/M3LJ air-cooled or water-cooled, frame 280 - 560
  - Power range – up to 2,500 kW (3,300 Hp)

NEMA dimensions

- TEFC – M3BN, frame 586/7/8 – cast iron
  - 250 to 800 Hp

Safe area motors

- Induction motors in aluminum and cast iron
- Synchronous reluctance motors
- Permanent magnet motors
- High speed motors
- Water cooled motors

Hazardous area motors

- Flameproof motors
- Flameproof mining motors
- Increased safety motors
- Non-sparking motors
- Dust ignition proof motors

Industry and special applications

- Marine, mining, food & beverage, water, HVAC
- Food safe stainless motors
- Brake motors
- High ambient motors
- Square-laminate frame variable speed motors
- Roller table motors
- Smoke extraction motors
- Smart sensor enabled motors



We have more to offer than just the IEC motors shown in this stock catalog. Contact your local sales office to discuss the full line of ABB custom IEC motors.

NEW!

Process Performance IEC aluminum, three phase, 50/60 Hz, 400/460VY

0.12-55 kW (0.16-75 Hp)

IP55

Features:

- Durable cast aluminum construction (extruded aluminum in frame sizes 200 and above)
- Cast iron end shield standard on frame sizes 160 and up
- IE3 efficiency per IEC 60034-30-1 (2014) (80 frame and above) All motors are compliant with DOE and NRCan
- 6 post terminal block in large, F3 terminal box provides easier, lower cost installation
- Class F insulation with Class B temperature limits
- Inverter ready 2:1CT and 20:1VT
- Painting system C3M acc. to ISO 12944-5:2007
- (3) PTC thermistors, 150 °C standard on sizes 100-250
- IC411 enclosure (TEFC)

Applications:

- Pumps
- Compressors
- Fans
- Conveyors
- General machinery

kW // Hp*	RPM	IEC Frame	Catalog Number	ABB Product Code**	ABB Type Number	List Price	Disc. Sym.	"L" Dim. (in)	Aprx. Wt. (lb)	Voltage	Notes (a)
IM B3 (1001), foot mounted											
0.18 // 0.24	1500/1800	63	**MM06184-S-AP**	3GAA062312-ASF	M3AA 63B 4	290	IPP	8.43	10	230D/400Y,50Hz; 460Y,60Hz	
0.25 // 0.33	1500/1800	71	**MM07254-S-AP**	3GAA072311-ASE	M3AA 71A 4	298	IPP	9.45	11	230D/400Y,50Hz; 460Y,60Hz	
0.37 // 0.5	3000/3600	71	**MM07372-S-AP**	3GAA071311-ASE	M3AA 71A 2	311	IPP	9.45	11	230D/400Y,50Hz; 460Y,60Hz	
	1500/1800	71	**MM07374-S-AP**	3GAA072312-ASE	M3AA 71B 4	336	IPP	9.45	11	230D/400Y,50Hz; 460Y,60Hz	
0.55 // 0.73	3000/3600	71	**MM07552-S-AP**	3GAA071312-ASE	M3AA 71B 2	344	IPP	9.45	13	230D/400Y,50Hz; 460Y,60Hz	
	1500/1800	80	**MM08554-S-AP**	3GAA082311-ASE	M3AA 80A 4	372	IPP	10.45	19	230D/400Y,50Hz; 460Y,60Hz	
0.75 // 1	3000/3600	80	**EMM08752-S-AP**	3GAA081320-ASK	M3AA 80MB 2	529	IPP	10.45	21	230D/400Y,50Hz; 460Y,60Hz	
	1500/1800	80	**EMM08754-S-AP**	3GAA082350-ASK	M3AA 80ME 4	550	IPP	11.56	30	230D/400Y,50Hz; 460Y,60Hz	
	1000/1200	90	**EMM09756-S-AP**	3GAA093540-ASK	M3AA 90LD 6	693	IPP	13.05	42	230D/400Y,50Hz; 460Y,60Hz	
1.1 // 1.5	3000/3600	80	**EMM08112-S-AP**	3GAA081330-ASK	M3AA 80MC 2	575	IPP	10.45	23	230D/400Y,50Hz; 460Y,60Hz	
	1500/1800	90	**EMM09114-S-AP**	3GAA092530-ASK	M3AA 90LC 4	627	IPP	17.01	77	230D/400Y,50Hz; 460Y,60Hz	
	1000/1200	100	**EMM10116-S-AP**	3GAA103550-ASK	M3AA 100LE 6	850	IPP	13.05	42	230D/400Y,50Hz; 460Y,60Hz	
1.5 // 2	3000/3600	90	**EMM09152-S-AP**	3GAA091520-ASK	M3AA 90LB 2	686	IPP	13.05	37	230D/400Y,50Hz; 460Y,60Hz	
	1500/1800	90	**EMM09154-S-AP**	3GAA092540-ASK	M3AA 90LD 4	737	IPP	13.05	42	230D/400Y,50Hz; 460Y,60Hz	
	1000/1200	100	**EMM10156-S-AP**	3GAA103560-ASK	M3AA 100LF 6	973	IPP	17.01	77	230D/400Y,50Hz; 460Y,60Hz	
2.2 // 3	3000/3600	90	**EMM09222-S-AP**	3GAA091530-ASK	M3AA 90LC 2	863	IPP	13.05	44	230D/400Y,50Hz; 460Y,60Hz	
	1500/1800	100	**EMM10224-S-AP**	3GAA102550-ASK	M3AA 100LE 4	904	IPP	17.01	79	230D/400Y,50Hz; 460Y,60Hz	
	1000/1200	112	**EMM11226-S-AP**	3GAA113330-ASK	M3AA 112MC 6	1,223	IPP	16.97	95	230D/400Y,50Hz; 460Y,60Hz	
3 // 4	3000/3600	100	**EMM10032-S-AP**	3GAA101530-ASK	M3AA 100LC 2	1,022	IPP	17.01	62	230D/400Y,50Hz; 460Y,60Hz	
	1500/1800	100	**EMM10034-S-AP**	3GAA102560-ASK	M3AA 100LF 4	1,074	IPP	17.01	79	230D/400Y,50Hz; 460Y,60Hz	
	1000/1200	132	**EMM13036-S-AP**	3GAA133330-ASK	M3AA 132MC 6	1,354	IPP	19.17	145	230D/400Y,50Hz; 460Y,60Hz	
4 // 5.3	3000/3600	112	**EMM11042-S-AP**	3GAA111320-ASK	M3AA 112MB 2	1,220	IPP	16.97	84	230D/400Y,50Hz; 460Y,60Hz	
	1500/1800	112	**EMM11044-S-AP**	3GAA112320-ASK	M3AA 112MB 4	1,276	IPP	16.97	97	230D/400Y,50Hz; 460Y,60Hz	
	1000/1200	132	**EMM13046-S-AP**	3GAA133340-ASK	M3AA 132MD 6	1,686	IPP	19.17	148	230D/400Y,50Hz; 460Y,60Hz	
5.5 // 7.3	3000/3600	132	**EMM13552-S-AP**	3GAA131120-ASK	M3AA 132SB 2	1,416	IPP	19.17	128	230D/400Y,50Hz; 460Y,60Hz	
	1500/1800	132	**EMM13554-S-AP**	3GAA132320-ASK	M3AA 132MB 4	1,459	IPP	19.17	150	230D/400Y,50Hz; 460Y,60Hz	
	1000/1200	132	**EMM13556-S-AP**	3GAA133350-ASK	M3AA 132ME 6	2,084	IPP	19.17	139	230D/400Y,50Hz; 460Y,60Hz	
7.5 // 10	3000/3600	132	**EMM13752-S-AP**	3GAA131130-ASK	M3AA 132SC 2	1,764	IPP	19.17	139	230D/400Y,50Hz; 460Y,60Hz	
	1500/1800	132	**EMM13754-S-AP**	3GAA132330-ASK	M3AA 132MC 4	1,841	IPP	19.17	150	230D/400Y,50Hz; 460Y,60Hz	
	1000/1200	160	**EMM16756-S-AP**	3GAA163410-ASK	M3AA 160MLA 6	2,196	IPP	22.99	480	230D/400Y,50Hz; 460Y,60Hz	
11 // 14.7	3000/3600	160	**EMM16112-S-AP**	3GAA161410-ASK	M3AA 160MLA 2	2,027	IPP	22.99	234	230D/400Y,50Hz; 460Y,60Hz	
	1500/1800	160	**EMM16114-S-AP**	3GAA162410-ASK	M3AA 160MLA 4	2,068	IPP	22.99	277	230D/400Y,50Hz; 460Y,60Hz	
	1000/1200	160	**EMM16116-S-AP**	3GAA163420-ASK	M3AA 160MLB 6	2,997	IPP	26.81	306	230D/400Y,50Hz; 460Y,60Hz	
15 // 20	3000/3600	160	**EMM16152-S-AP**	3GAA161420-ASK	M3AA 160MLB 2	2,631	IPP	22.99	271	230D/400Y,50Hz; 460Y,60Hz	
	1500/1800	160	**EMM16154-S-AP**	3GAA162420-ASK	M3AA 160MLB 4	2,676	IPP	26.81	308	230D/400Y,50Hz; 460Y,60Hz	
	1000/1200	180	**EMM18156-S-AP**	3GAA183410-ASK	M3AA 180MLA 6	3,728	IPP	28.58	385	230D/400Y,50Hz; 460Y,60Hz	

(a) See notes on inside back flap. **Red** catalog number indicates **NEW** product

* Motors are stamped with kW only.

** Included variant codes are not shown in Product Code, please contact local sales office

Motors are suitable for use at 230VD, 60Hz

3 year warranty

NEW!

NEW!

Process Performance IEC aluminum, three phase, 50/60 Hz, 400/460VY

kW // Hp*	RPM	IEC Frame	Catalog Number	ABB Product Code**	ABB Type Number	List Price	Disc. Sym.	"L" Dim. (in)	Aprx. Wt. (lb)	Voltage	Notes (a)
IM B3 (1001), foot mounted (continued)											
18.5 // 24.6	3000/3600	160	**EMM16182-S-AP**	3GAA161430-ASK	M3AA 160MLC 2	3,157	IPP	26.81	403	230D/400Y,50Hz; 460Y,60Hz	
	1500/1800	180	**EMM18184-S-AP**	3GAA182410-ASK	M3AA 180MLA 4	3,340	IPP	28.58	389	230D/400Y,50Hz; 460Y,60Hz	
	1000/1200	200	**EMM20186-S-AP**	3GAA203410-ASK	M3AA 200MLA 6	4,872	IPP	32.32	480	230D/400Y,50Hz; 460Y,60Hz	
22 // 29.3	3000/3600	180	**EMM18222-S-AP**	3GAA181410-ASK	M3AA 180MLA 2	3,911	IPP	28.58	387	230D/400Y,50Hz; 460Y,60Hz	
	1500/1800	180	**EMM18224-S-AP**	3GAA182420-ASK	M3AA 180MLB 4	3,637	IPP	28.58	387	230D/400Y,50Hz; 460Y,60Hz	
	1000/1200	200	**EMM20226-S-AP**	3GAA203420-ASK	M3AA 200MLB 6	5,238	IPP	32.32	539	230D/400Y,50Hz; 460Y,60Hz	
30 // 40	3000/3600	200	**EMM20302-S-AP**	3GAA201410-ASK	M3AA 200MLA 2	4,895	IPP	32.32	496	230D/400Y,50Hz; 460Y,60Hz	
	1500/1800	200	**EMM20304-S-AP**	3GAA202410-ASK	M3AA 200MLA 4	5,078	IPP	32.32	542	230D/400Y,50Hz; 460Y,60Hz	
	1000/1200	225	**EMM22306-S-AP**	3GAA223210-ASK	M3AA 225SMA 6	7,137	IPP	34.65	683	230D/400Y,50Hz; 460Y,60Hz	
37 // 49.3	3000/3600	200	**EMM20372-S-AP**	3GAA201420-ASK	M3AA 200MLB 2	6,451	IPP	32.32	531	230D/400Y,50Hz; 460Y,60Hz	
	1500/1800	225	**EMM22374-S-AP**	3GAA222210-ASK	M3AA 225SMA 4	6,199	IPP	34.65	694	230D/400Y,50Hz; 460Y,60Hz	
	1000/1200	250	**EMM25376-S-AP**	3GAA253210-ASK	M3AA 250SMA 6	9,378	IPP	34.80	809	230D/400Y,50Hz; 460Y,60Hz	
45 // 60	3000/3600	225	**EMM22452-S-AP**	3GAA221210-ASK	M3AA 225SMA 2	7,731	IPP	33.46	719	230D/400Y,50Hz; 460Y,60Hz	
	1500/1800	225	**EMM22454-S-AP**	3GAA222220-ASK	M3AA 225SMB 4	6,794	IPP	34.65	696	230D/400Y,50Hz; 460Y,60Hz	
55 // 73.3	3000/3600	250	**EMM25552-S-AP**	3GAA251210-ASK	M3AA 250SMA 2	9,378	IPP	34.80	773	230D/400Y,50Hz; 460Y,60Hz	
	1500/1800	250	**EMM25554-S-AP**	3GAA252210-ASK	M3AA 250SMA 4	9,035	IPP	34.80	828	230D/400Y,50Hz; 460Y,60Hz	
IM B5 (3001), flange mounted, footles											
0.12 // 0.16	1500/1800	63	**MVM06124D-S-AP**	3GAA062311-BSF	M3AA 63A 4	336	IPP	8.43	9	230D/400Y,50Hz; 460Y,60Hz	
0.18 // 0.25	3000/3600	63	**MVM06182D-S-AP**	3GAA061311-BSF	M3AA 63A 2	329	IPP	8.43	9	230D/400Y,50Hz; 460Y,60Hz	
	1500/1800	63	**MVM06184D-S-AP**	3GAA062312-BSF	M3AA 63B 4	339	IPP	8.43	10	230D/400Y,50Hz; 460Y,60Hz	
0.25 // 0.33	3000/3600	63	**MVM06252D-S-AP**	3GAA061312-BSF	M3AA 63B 2	334	IPP	8.43	10	230D/400Y,50Hz; 460Y,60Hz	
	1500/1800	71	**MVM07254D-S-AP**	3GAA072311-BSE	M3AA 71A 4	354	IPP	9.45	11	230D/400Y,50Hz; 460Y,60Hz	
0.37 // 0.5	3000/3600	71	**MVM07372D-S-AP**	3GAA071311-BSE	M3AA 71A 2	365	IPP	9.45	11	230D/400Y,50Hz; 460Y,60Hz	
	1500/1800	71	**MVM07374D-S-AP**	3GAA072312-BSE	M3AA 71B 4	396	IPP	9.45	11	230D/400Y,50Hz; 460Y,60Hz	
0.55 // 0.75	3000/3600	71	**MVM07552D-S-AP**	3GAA071312-BSE	M3AA 71B 2	403	IPP	9.45	11	230D/400Y,50Hz; 460Y,60Hz	
	1500/1800	80	**MVM08554D-S-AP**	3GAA082311-BSE	M3AA 80A 4	431	IPP	10.45	19	230D/400Y,50Hz; 460Y,60Hz	
0.75 // 1	3000/3600	80	**EMVM08752D-S-AP**	3GAA081320-BSK	M3AA 80MB 2	606	IPP	10.45	21	230D/400Y,50Hz; 460Y,60Hz	
	1500/1800	80	**EMVM08754D-S-AP**	3GAA082350-BSK	M3AA 80ME 4	616	IPP	11.56	30	230D/400Y,50Hz; 460Y,60Hz	
	1000/1200	90	**EMVM09756D-S-AP**	3GAA093540-BSK	M3AA 90LD 6	758	IPP	13.05	42	230D/400Y,50Hz; 460Y,60Hz	
1.1 // 1.5	3000/3600	80	**EMVM08112D-S-AP**	3GAA081330-BSK	M3AA 80MC 2	650	IPP	10.45	23	230D/400Y,50Hz; 460Y,60Hz	
	1000/1200	100	**EMVM10116D-S-AP**	3GAA103550-BSK	M3AA 100LE 6	907	IPP	17.01	77	230D/400Y,50Hz; 460Y,60Hz	
	1500/1800	90	**EMVM09114D-S-AP**	3GAA092530-BSK	M3AA 90LC 4	706	IPP	13.05	42	230D/400Y,50Hz; 460Y,60Hz	
1.5 // 2	3000/3600	90	**EMVM09152D-S-AP**	3GAA091520-BSK	M3AA 90LB 2	765	IPP	13.05	37	230D/400Y,50Hz; 460Y,60Hz	
	1500/1800	90	**EMVM09154D-S-AP**	3GAA092540-BSK	M3AA 90LD 4	845	IPP	13.05	42	230D/400Y,50Hz; 460Y,60Hz	
	1000/1200	100	**EMVM10156D-S-AP**	3GAA103560-BSK	M3AA 100LF 6	1,053	IPP	17.01	77	230D/400Y,50Hz; 460Y,60Hz	
2.2 // 3	3000/3600	90	**EMVM09222D-S-AP**	3GAA091530-BSK	M3AA 90LC 2	948	IPP	13.05	44	230D/400Y,50Hz; 460Y,60Hz	
	1500/1800	100	**EMVM10224D-S-AP**	3GAA102550-BSK	M3AA 100LE 4	1,004	IPP	17.01	79	230D/400Y,50Hz; 460Y,60Hz	
	1000/1200	112	**EMVM11226D-S-AP**	3GAA113330-BSK	M3AA 112MC 6	1,302	IPP	16.97	95	230D/400Y,50Hz; 460Y,60Hz	
3 // 4	3000/3600	100	**EMVM10032D-S-AP**	3GAA101530-BSK	M3AA 100LC 2	1,125	IPP	17.01	62	230D/400Y,50Hz; 460Y,60Hz	
	1500/1800	100	**EMVM10034D-S-AP**	3GAA102560-BSK	M3AA 100LF 4	1,197	IPP	17.01	79	230D/400Y,50Hz; 460Y,60Hz	
	1000/1200	132	**EMVM13036D-S-AP**	3GAA133330-BSK	M3AA 132MC 6	1,636	IPP	19.17	145	230D/400Y,50Hz; 460Y,60Hz	
4 // 5.3	3000/3600	112	**EMVM11042D-S-AP**	3GAA111320-BSK	M3AA 112MB 2	1,346	IPP	16.97	84	230D/400Y,50Hz; 460Y,60Hz	
	1500/1800	112	**EMVM11044D-S-AP**	3GAA112320-BSK	M3AA 112MB 4	1,397	IPP	16.97	97	230D/400Y,50Hz; 460Y,60Hz	
	1000/1200	132	**EMVM13046D-S-AP**	3GAA133340-BSK	M3AA 132MD 6	1,770	IPP	19.17	148	230D/400Y,50Hz; 460Y,60Hz	
5.5 // 7.3	3000/3600	132	**EMVM13552D-S-AP**	3GAA131120-BSK	M3AA 132SB 2	1,562	IPP	19.17	128	230D/400Y,50Hz; 460Y,60Hz	
	1500/1800	132	**EMVM13554D-S-AP**	3GAA132320-BSK	M3AA 132MB 4	1,592	IPP	19.17	150	230D/400Y,50Hz; 460Y,60Hz	
	1000/1200	132	**EMVM13556D-S-AP**	3GAA133350-BSK	M3AA 132ME 6	2,152	IPP	19.17	139	230D/400Y,50Hz; 460Y,60Hz	
7.5 // 10	3000/3600	132	**EMVM13752D-S-AP**	3GAA131130-BSK	M3AA 132SC 2	1,896	IPP	19.17	139	230D/400Y,50Hz; 460Y,60Hz	
	1500/1800	132	**EMVM13754D-S-AP**	3GAA132330-BSK	M3AA 132MC 4	2,008	IPP	19.17	150	230D/400Y,50Hz; 460Y,60Hz	
IM B14 (3601), face mounted, footless											
0.18 // 0.25	3000/3600	63	**MVM06182C-S-AP**	3GAA061311-CSF	M3AA 63A 2	329	IPP	8.43	9	230D/400Y,50Hz; 460Y,60Hz	
	1500/1800	63	**MVM06184C-S-AP**	3GAA062312-CSF	M3AA 63B 4	339	IPP	8.43	10	230D/400Y,50Hz; 460Y,60Hz	
0.25 // 0.33	3000/3600	63	**MVM06252C-S-AP**	3GAA061312-CSF	M3AA 63B 2	334	IPP	8.43	10	230D/400Y,50Hz; 460Y,60Hz	
	1500/1800	71	**MVM07254C-S-AP**	3GAA072311-CSE	M3AA 71A 4	354	IPP	9.45	11	230D/400Y,50Hz; 460Y,60Hz	
0.37 // 0.5	3000/3600	71	**MVM07372C-S-AP**	3GAA071311-CSE	M3AA 71A 2	365	IPP	9.45	11	230D/400Y,50Hz; 460Y,60Hz	
	1500/1800	71	**MVM07374C-S-AP**	3GAA072312-CSE	M3AA 71B 4	396	IPP	9.45	11	230D/400Y,50Hz; 460Y,60Hz	

(a) See notes on inside back flap. **Red** catalog number indicates **NEW** product
* Motors are stamped with kW only.
** Included variant codes are not shown in Product Code, please contact local sales office
Motors are suitable for use at 230VD, 60Hz
3 year warranty

NEW!

NEW!

Process Performance IEC aluminum, three phase, 50/60 Hz, 400/460VY

kW // Hp*	RPM	IEC Frame	Catalog Number	ABB Product Code**	ABB Type Number	List Price	Disc. Sym.	"L" Dim. (in)	Aprx. Wt. (lb)	Voltage	Notes (a)
IM B14 (3601), face mounted, footless (continued)											
0.55 // 0.75	3000/3600	71	**MVM07552C-S-AP**	3GAA071312-CSE	M3AA 71B 2	403	IPP	9.45	11	230D/400Y,50Hz; 460Y,60Hz	
	1500/1800	80	**MVM08554C-S-AP**	3GAA082311-CSE	M3AA 80A 4	431	IPP	10.45	19	230D/400Y,50Hz; 460Y,60Hz	
0.75 // 1	3000/3600	80	**EMVM08752C-S-AP**	3GAA081320-CSK	M3AA 80MB 2	606	IPP	10.45	21	230D/400Y,50Hz; 460Y,60Hz	
	1500/1800	80	**EMVM08754C-S-AP**	3GAA082350-CSK	M3AA 80ME 4	616	IPP	11.56	30	230D/400Y,50Hz; 460Y,60Hz	
	1000/1200	90	**EMVM09756C-S-AP**	3GAA093540-CSK	M3AA 90LD 6	758	IPP	13.05	42	230D/400Y,50Hz; 460Y,60Hz	
1.1 // 1.5	3000/3600	80	**EMVM08112C-S-AP**	3GAA081330-CSK	M3AA 80MC 2	650	IPP	10.45	23	230D/400Y,50Hz; 460Y,60Hz	
	1000/1200	100	**EMVM10116C-S-AP**	3GAA103550-CSK	M3AA 100LE 6	907	IPP	17.01	77	230D/400Y,50Hz; 460Y,60Hz	
	1500/1800	90	**EMVM09114C-S-AP**	3GAA092530-CSK	M3AA 90LC 4	706	IPP	13.05	42	230D/400Y,50Hz; 460Y,60Hz	
1.5 // 2	3000/3600	90	**EMVM09152C-S-AP**	3GAA091520-CSK	M3AA 90LB 2	765	IPP	13.05	37	230D/400Y,50Hz; 460Y,60Hz	
	1500/1800	90	**EMVM09154C-S-AP**	3GAA092540-CSK	M3AA 90LD 4	845	IPP	13.05	42	230D/400Y,50Hz; 460Y,60Hz	
	1000/1200	100	**EMVM10156C-S-AP**	3GAA103560-CSK	M3AA 100LF 6	1,053	IPP	17.01	77	230D/400Y,50Hz; 460Y,60Hz	
2.2 // 3	3000/3600	90	**EMVM09222C-S-AP**	3GAA091530-CSK	M3AA 90LC 2	948	IPP	13.05	44	230D/400Y,50Hz; 460Y,60Hz	
	1500/1800	100	**EMVM10224C-S-AP**	3GAA102550-CSK	M3AA 100LE 4	1,004	IPP	17.01	79	230D/400Y,50Hz; 460Y,60Hz	
	1000/1200	112	**EMVM11226C-S-AP**	3GAA113330-CSK	M3AA 112MC 6	1,302	IPP	16.97	95	230D/400Y,50Hz; 460Y,60Hz	
3 // 4	3000/3600	100	**EMVM10032C-S-AP**	3GAA101530-CSK	M3AA 100LC 2	1,125	IPP	17.01	62	230D/400Y,50Hz; 460Y,60Hz	
	1500/1800	100	**EMVM10034C-S-AP**	3GAA102560-CSK	M3AA 100LF 4	1,197	IPP	17.01	79	230D/400Y,50Hz; 460Y,60Hz	
	1000/1200	132	**EMVM13036C-S-AP**	3GAA133330-CSK	M3AA 132MC 6	1,636	IPP	19.17	145	230D/400Y,50Hz; 460Y,60Hz	
4 // 5.3	3000/3600	112	**EMVM11042C-S-AP**	3GAA111320-CSK	M3AA 112MB 2	1,346	IPP	16.97	84	230D/400Y,50Hz; 460Y,60Hz	
	1500/1800	112	**EMVM11044C-S-AP**	3GAA112320-CSK	M3AA 112MB 4	1,397	IPP	16.97	97	230D/400Y,50Hz; 460Y,60Hz	
	1000/1200	132	**EMVM13046C-S-AP**	3GAA133340-CSK	M3AA 132MD 6	1,770	IPP	19.17	148	230D/400Y,50Hz; 460Y,60Hz	
5.5 // 7.3	3000/3600	132	**EMVM13552C-S-AP**	3GAA131120-CSK	M3AA 132SB 2	1,562	IPP	19.17	128	230D/400Y,50Hz; 460Y,60Hz	
	1500/1800	132	**EMVM13554C-S-AP**	3GAA132320-CSK	M3AA 132MB 4	1,592	IPP	19.17	150	230D/400Y,50Hz; 460Y,60Hz	
	1000/1200	132	**EMVM13556C-S-AP**	3GAA133350-CSK	M3AA 132ME 6	2,152	IPP	19.17	139	230D/400Y,50Hz; 460Y,60Hz	
7.5 // 10	3000/3600	132	**EMVM13752C-S-AP**	3GAA131130-CSK	M3AA 132SC 2	1,896	IPP	19.17	139	230D/400Y,50Hz; 460Y,60Hz	
	1500/1800	132	**EMVM13754C-S-AP**	3GAA132330-CSK	M3AA 132MC 4	2,008	IPP	19.17	150	230D/400Y,50Hz; 460Y,60Hz	

(a) See notes on inside back flap.
Red catalog number indicates **NEW** product
* Motors are stamped with kW only.
** Included variant codes are not shown in Product Code, please contact local sales office
Motors are suitable for use at 230VD, 60Hz
3 year warranty

NEW!

Process Performance IEC cast iron, three phase, 50/60 Hz, 400/460V

0.25-90 kW (0.33-125 Hp)

IP55

Features:

- Rugged cast iron construction (including endplates)
- IE3 efficiency per IEC 60034-30-1 (2014) (80 frame and above) All motors are compliant with DOE and NRCan
- 6 post terminal block in large, F3 terminal box provides easier, lower cost installation
- Class F insulation with Class B temperature limits
- Inverter ready 2:1CT and 20:1VT
- Painting system C3M acc. to ISO 12944-5:2007
- (3) PTC thermistors, 150 °C standard on sizes 71-280
- IC411 enclosure (TEFC)

Applications:

- Pumps
- Compressors
- Fans
- Conveyors
- General machinery

kW // Hp*	RPM	IEC Frame	Catalog Number	ABB Product Code**	ABB Type Number	List Price	Disc. Sym.	"L" Dim. (in)	Aprx. Wt. (lb)	Voltage	Notes (a)
IM B3 (1001), foot mounted											
0.25 // 0.33	1500/1800	71	**MM07254-S-PP**	3GBP072321-ASB	M3BP 71MA 4	333	IPP	10.39	22	230D/400Y,50Hz; 460Y,60Hz	
	1000/1200	80	**EMM08256-S-PP**	3GBP083310-ASK	M3BP 80MA 6	511	IPP	13.03	31	230D/400Y,50Hz; 460Y,60Hz	
0.37 // 0.50	3000/3600	71	**MM07372-S-PP**	3GBP071321-ASB	M3BP 71MA 2	347	IPP	10.39	24	230D/400Y,50Hz; 460Y,60Hz	
	1500/1800	71	**MM07374-S-PP**	3GBP072322-ASB	M3BP 71MB 4	376	IPP	10.39	24	230D/400Y,50Hz; 460Y,60Hz	
	1000/1200	80	**EMM08376-S-PP**	3GBP083340-ASK	M3BP 80MD 6	565	IPP	13.03	35	230D/400Y,50Hz; 460Y,60Hz	
0.55 // 0.75	3000/3600	71	**MM07552-S-PP**	3GBP071322-ASB	M3BP 71MB 2	384	IPP	10.39	24	230D/400Y,50Hz; 460Y,60Hz	
	1500/1800	80	**EMM08554-S-PP**	3GBP082440-ASK	M3BP 80MLD 4	522	IPP	14.29	44	230D/400Y,50Hz; 460Y,60Hz	
	1000/1200	80	**EMM08556-S-PP**	3GBP083470-ASK	M3BP 80MLG 6	643	IPP	14.29	46	230D/400Y,50Hz; 460Y,60Hz	
0.75 // 1	3000/3600	80	**EMM08752-S-PP**	3GBP081340-ASK	M3BP 80MD 2	591	IPP	13.03	40	230D/400Y,50Hz; 460Y,60Hz	
	1500/1800	80	**EMM08754-S-PP**	3GBP082470-ASK	M3BP 80MLG 4	614	IPP	14.29	49	230D/400Y,50Hz; 460Y,60Hz	
	1000/1200	90	**EMM09756-S-PP**	3GBP093570-ASK	M3BP 90LG 6	775	IPP	15.35	75	230D/400Y,50Hz; 460Y,60Hz	
1.1 // 1.5	3000/3600	80	**EMM08112-S-PP**	3GBP081370-ASK	M3BP 80MG 2	643	IPP	13.03	42	230D/400Y,50Hz; 460Y,60Hz	
	1000/1200	100	**EMM10116-S-PP**	3GBP103870-ASK	M3BP 100LKG 6	950	IPP	17.13	104	230D/400Y,50Hz; 460Y,60Hz	
	1500/1800	90	**EMM09114-S-PP**	3GBP092530-ASK	M3BP 90LC 4	700	IPP	15.35	73	230D/400Y,50Hz; 460Y,60Hz	
1.5 // 2	3000/3600	90	**EMM09152-S-PP**	3GBP091520-ASK	M3BP 90LB 2	766	IPP	15.35	68	230D/400Y,50Hz; 460Y,60Hz	
	1500/1800	90	**EMM09154-S-PP**	3GBP092540-ASK	M3BP 90LD 4	823	IPP	15.35	75	230D/400Y,50Hz; 460Y,60Hz	
	1000/1200	112	**EMM11156-S-PP**	3GBP113380-ASK	M3BP 112MH 6	1,087	IPP	17.40	117	230D/400Y,50Hz; 460Y,60Hz	
2.2 // 3	3000/3600	90	**EMM09222-S-PP**	3GBP091530-ASK	M3BP 90LC 2	964	IPP	15.35	77	230D/400Y,50Hz; 460Y,60Hz	
	1500/1800	100	**EMM10224-S-PP**	3GBP102810-ASK	M3BP 100LKA 4	1,010	IPP	17.13	108	230D/400Y,50Hz; 460Y,60Hz	
	1000/1200	132	**EMM13226-S-PP**	3GBP133230-ASK	M3BP 132SMC 6	1,366	IPP	20.94	179	230D/400Y,50Hz; 460Y,60Hz	
3 // 4	3000/3600	100	**EMM10032-S-PP**	3GBP101810-ASK	M3BP 100LKA 2	1,142	IPP	17.13	110	230D/400Y,50Hz; 460Y,60Hz	
	1500/1800	100	**EMM10034-S-PP**	3GBP102820-ASK	M3BP 100LKB 4	1,199	IPP	17.13	108	230D/400Y,50Hz; 460Y,60Hz	
	1000/1200	132	**EMM13036-S-PP**	3GBP133240-ASK	M3BP 132SMD 6	1,699	IPP	20.94	181	230D/400Y,50Hz; 460Y,60Hz	
4 // 5.3	3000/3600	112	**EMM11042-S-PP**	3GBP111370-ASK	M3BP 112MG 2	1,363	IPP	17.40	123	230D/400Y,50Hz; 460Y,60Hz	
	1500/1800	112	**EMM11044-S-PP**	3GBP112370-ASK	M3BP 112MG 4	1,426	IPP	17.40	115	230D/400Y,50Hz; 460Y,60Hz	
	1000/1200	132	**EMM13046-S-PP**	3GBP133270-ASK	M3BP 132SMG 6	2,115	IPP	20.94	181	230D/400Y,50Hz; 460Y,60Hz	
5.5 // 7.5	3000/3600	132	**EMM13552-D-PP**	3GBP131260-ADK	M3BP 132SMF 2	1,776	IPP	20.94	170	400D/415D/690Y,50Hz; 460D,60Hz	25
	1500/1800	132	**EMM13554-D-PP**	3GBP132260-ADK	M3BP 132SMF 4	1,831	IPP	20.94	179	400D/415D/690Y,50Hz; 460D,60Hz	25
	1000/1200	132	**EMM13556-D-PP**	3GBP133280-ADK	M3BP 132SMH 6	2,614	IPP	20.94	174	400D/415D/690Y,50Hz; 460D,60Hz	25
7.5 // 10	3000/3600	132	**EMM13752-D-PP**	3GBP131270-ADK	M3BP 132SMG 2	2,212	IPP	20.94	170	400D/415D/690Y,50Hz; 460D,60Hz	25
	1500/1800	132	**EMM13754-D-PP**	3GBP132270-ADK	M3BP 132SMG 4	2,310	IPP	20.94	179	400D/415D/690Y,50Hz; 460D,60Hz	25
11 // 15	3000/3600	160	**EMM16112-D-PPN**	3GBP161410-ADK	M3BP 160MLA 2	2,795	IPP	22.99	311	400D/415D/690Y,50Hz; 460D,60Hz	25
	1500/1800	160	**EMM16114-D-PPN**	3GBP162410-ADK	M3BP 160MLA 4	2,593	IPP	22.99	382	400D/415D/690Y,50Hz; 460D,60Hz	25
15 // 20	3000/3600	160	**EMM16152-D-PPN**	3GBP161420-ADK	M3BP 160MLB 2	3,615	IPP	22.99	375	400D/415D/690Y,50Hz; 460D,60Hz	25
	1500/1800	160	**EMM16154-D-PPN**	3GBP162420-ADK	M3BP 160MLB 4	3,339	IPP	26.81	413	400D/415D/690Y,50Hz; 460D,60Hz	25

(a) See notes on inside back flap. **Red** catalog number indicates **NEW** product

Cast iron frame

* Motors are stamped with kW only.

Catalog numbers with (-D-) are not suitable for VFD operation at 690VY.

Catalog numbers with (-S-) are suitable for use on 230VD, 60Hz

** Included variant codes are not shown in Product Code, please contact local sales office

3 year warranty

NEW!

NEW!

Process Performance IEC cast iron, three phase, 50/60 Hz, 400/460V

kW // Hp*	RPM	IEC Frame	Catalog Number	ABB Product Code**	ABB Type Number	List Price	Disc. Sym.	"L" Dim. (in)	Aprx. Wt. (lb)	Voltage	Notes (a)
IM B3 (1001), foot mounted (continued)											
18.5 // 25	3000/3600	160	**EMM16182-D-PPN**	3GBP161430-ADK	M3BP 160MLC 2	3,991	IPP	26.81	403	400D/415D/690Y,50Hz; 460D,60Hz	25
	1500/1800	180	**EMM18184-D-PPN**	3GBP182410-ADK	M3BP 180MLA 4	3,808	IPP	28.58	519	400D/415D/690Y,50Hz; 460D,60Hz	25
22 // 30	3000/3600	180	**EMM18222-D-PPN**	3GBP181410-ADK	M3BP 180MLA 2	4,460	IPP	28.58	516	400D/415D/690Y,50Hz; 460D,60Hz	25
	1500/1800	180	**EMM18224-D-PPN**	3GBP182420-ADK	M3BP 180MLB 4	4,565	IPP	28.58	519	400D/415D/690Y,50Hz; 460D,60Hz	25
30 // 40	3000/3600	200	**EMM20302-D-PPN**	3GBP201410-ADK	M3BP 200MLA 2	5,582	IPP	32.32	657	400D/415D/690Y,50Hz; 460D,60Hz	25
	1500/1800	200	**EMM20304-D-PPN**	3GBP202410-ADK	M3BP 200MLA 4	5,791	IPP	32.32	703	400D/415D/690Y,50Hz; 460D,60Hz	25
37 // 50	3000/3600	200	**EMM20372-D-PPN**	3GBP201420-ADK	M3BP 200MLB 2	7,356	IPP	32.32	692	400D/415D/690Y,50Hz; 460D,60Hz	25
	1500/1800	225	**EMM22374-D-PPN**	3GBP222210-ADK	M3BP 225SMA 4	7,069	IPP	34.65	877	400D/415D/690Y,50Hz; 460D,60Hz	25
45 // 60	3000/3600	225	**EMM22452-D-PPN**	3GBP221210-ADK	M3BP 225SMA 2	8,817	IPP	33.46	692	400D/415D/690Y,50Hz; 460D,60Hz	25
	1500/1800	225	**EMM22454-D-PPN**	3GBP222220-ADK	M3BP 225SMB 4	8,530	IPP	34.65	877	400D/415D/690Y,50Hz; 460D,60Hz	25
55 // 75	3000/3600	250	**EMM25552-D-PPN**	3GBP251210-ADK	M3BP 250SMA 2	10,695	IPP	34.80	997	400D/415D/690Y,50Hz; 460D,60Hz	25
	1500/1800	250	**EMM25554-D-PPN**	3GBP252210-ADK	M3BP 250SMA 4	10,303	IPP	34.80	1049	400D/415D/690Y,50Hz; 460D,60Hz	25
75 // 100	3000/3600	280	**EMM28752-D-PP**	3GBP281220-ADK	M3BP 280SMB 2	16,039	IPP	34.80	1466	400D/415D/690Y,50Hz; 460D,60Hz	25
	1500/1800	280	**EMM28754-D-PP**	3GBP282220-ADK	M3BP 280SMB 4	15,494	IPP	34.80	1466	400D/415D/690Y,50Hz; 460D,60Hz	25
90 // 125	3000/3600	280	**EMM28902-D-PP**	3GBP281230-ADK	M3BP 280SMC 2	19,253	IPP	34.80	1598	400D/415D/690Y,50Hz; 460D,60Hz	25
	1500/1800	280	**EMM28904-D-PP**	3GBP282230-ADK	M3BP 280SMC 4	18,105	IPP	34.80	1598	400D/415D/690Y,50Hz; 460D,60Hz	25
IM B5 (3001), flange mounted, footless											
0.25 // 0.33	1000/1200	80	**EMVM08256D-S-PP**	3GBP083310-BSK	M3BP 80MA 6	594	IPP	13.03	31	230D/400Y,50Hz; 460Y,60Hz	
0.37 // 0.50	1000/1200	80	**EMVM08376D-S-PP**	3GBP083340-BSK	M3BP 80MD 6	643	IPP	13.03	35	230D/400Y,50Hz; 460Y,60Hz	
0.55 // 0.75	1500/1800	80	**EMVM08554D-S-PP**	3GBP082440-BSK	M3BP 80MLD 4	611	IPP	14.29	44	230D/400Y,50Hz; 460Y,60Hz	
	1000/1200	80	**EMVM08556D-S-PP**	3GBP083470-BSK	M3BP 80MLG 6	726	IPP	14.29	46	230D/400Y,50Hz; 460Y,60Hz	
0.75 // 1	3000/3600	80	**EMVM08752D-S-PP**	3GBP081340-BSK	M3BP 80MD 2	677	IPP	13.03	40	230D/400Y,50Hz; 460Y,60Hz	
	1500/1800	80	**EMVM08754D-S-PP**	3GBP082470-BSK	M3BP 80MLG 4	689	IPP	14.29	49	230D/400Y,50Hz; 460Y,60Hz	
	1000/1200	90	**EMVM09756D-S-PP**	3GBP093570-BSK	M3BP 90LG 6	846	IPP	15.35	75	230D/400Y,50Hz; 460Y,60Hz	
1.1 // 1.5	3000/3600	80	**EMVM08112D-S-PP**	3GBP081370-BSK	M3BP 80MG 2	726	IPP	13.03	42	230D/400Y,50Hz; 460Y,60Hz	
	1000/1200	100	**EMVM10116D-S-PP**	3GBP103870-BSK	M3BP 100LKG 6	1,013	IPP	17.13	104	230D/400Y,50Hz; 460Y,60Hz	
	1500/1800	90	**EMVM09114D-S-PP**	3GBP092530-BSK	M3BP 90LC 4	789	IPP	15.35	73	230D/400Y,50Hz; 460Y,60Hz	
1.5 // 2	3000/3600	90	**EMVM09152D-S-PP**	3GBP091520-BSK	M3BP 90LB 2	855	IPP	15.35	68	230D/400Y,50Hz; 460Y,60Hz	
	1500/1800	90	**EMVM09154D-S-PP**	3GBP092540-BSK	M3BP 90LD 4	944	IPP	15.35	75	230D/400Y,50Hz; 460Y,60Hz	
	1000/1200	112	**EMVM11156D-S-PP**	3GBP113380-BSK	M3BP 112MH 6	1,176	IPP	17.40	117	230D/400Y,50Hz; 460Y,60Hz	
2.2 // 3	3000/3600	90	**EMVM09222D-S-PP**	3GBP091530-BSK	M3BP 90LC 2	1,059	IPP	15.35	77	230D/400Y,50Hz; 460Y,60Hz	
	1500/1800	100	**EMVM10224D-S-PP**	3GBP102810-BSK	M3BP 100LKA 4	1,122	IPP	17.13	108	230D/400Y,50Hz; 460Y,60Hz	
	1000/1200	132	**EMVM13226D-S-PP**	3GBP133230-BSK	M3BP 132SMC 6	1,455	IPP	20.94	179	230D/400Y,50Hz; 460Y,60Hz	
3 // 4	3000/3600	100	**EMVM10032D-S-PP**	3GBP101810-BSK	M3BP 100LKA 2	1,257	IPP	17.13	110	230D/400Y,50Hz; 460Y,60Hz	
	1500/1800	100	**EMVM10034D-S-PP**	3GBP102820-BSK	M3BP 100LKB 4	1,337	IPP	17.13	108	230D/400Y,50Hz; 460Y,60Hz	
	1000/1200	132	**EMVM13036D-S-PP**	3GBP133240-BSK	M3BP 132SMD 6	1,828	IPP	20.94	181	230D/400Y,50Hz; 460Y,60Hz	
4 // 5.3	3000/3600	112	**EMVM11042D-S-PP**	3GBP111370-BSK	M3BP 112MG 2	1,504	IPP	17.40	123	230D/400Y,50Hz; 460Y,60Hz	
	1500/1800	112	**EMVM11044D-S-PP**	3GBP112370-BSK	M3BP 112MG 4	1,561	IPP	17.40	115	230D/400Y,50Hz; 460Y,60Hz	
	1000/1200	132	**EMVM13046D-S-PP**	3GBP133270-BSK	M3BP 132SMG 6	2,221	IPP	20.94	181	230D/400Y,50Hz; 460Y,60Hz	
5.5 // 7.5	3000/3600	132	**EMVM13552D-D-PP**	3GBP131260-BDK	M3BP 132SMF 2	1,960	IPP	20.94	170	400D/415D/690Y,50Hz; 460D,60Hz	25
	1500/1800	132	**EMVM13554D-D-PP**	3GBP132260-BDK	M3BP 132SMF 4	1,997	IPP	20.94	179	400D/415D/690Y,50Hz; 460D,60Hz	25
	1000/1200	132	**EMVM13556D-D-PP**	3GBP133280-BDK	M3BP 132SMH 6	2,700	IPP	20.94	174	400D/415D/690Y,50Hz; 460D,60Hz	25
7.5 // 10	3000/3600	132	**EMVM13752D-D-PP**	3GBP131270-BDK	M3BP 132SMG 2	2,379	IPP	20.94	170	400D/415D/690Y,50Hz; 460D,60Hz	25
	1500/1800	132	**EMVM13754D-D-PP**	3GBP132270-BDK	M3BP 132SMG 4	2,519	IPP	20.94	179	400D/415D/690Y,50Hz; 460D,60Hz	25
IM B14 (3601), face mounted, footless											
0.25 // 0.33	1000/1200	80	**EMVM08256C-S-PP**	3GBP083310-BSK	M3BP 80MA 6	594	IPP	13.03	31	230D/400Y,50Hz; 460Y,60Hz	
0.37 // 0.50	1000/1200	80	**EMVM08376C-S-PP**	3GBP083340-BSK	M3BP 80MD 6	643	IPP	13.03	35	230D/400Y,50Hz; 460Y,60Hz	
0.55 // 0.75	1500/1800	80	**EMVM08554C-S-PP**	3GBP082440-BSK	M3BP 80MLD 4	611	IPP	14.29	44	230D/400Y,50Hz; 460Y,60Hz	
	1000/1200	80	**EMVM08556C-S-PP**	3GBP083470-BSK	M3BP 80MLG 6	726	IPP	14.29	46	230D/400Y,50Hz; 460Y,60Hz	
0.75 // 1	3000/3600	80	**EMVM08752C-S-PP**	3GBP081340-BSK	M3BP 80MD 2	677	IPP	13.03	40	230D/400Y,50Hz; 460Y,60Hz	
	1500/1800	80	**EMVM08754C-S-PP**	3GBP082470-BSK	M3BP 80MLG 4	689	IPP	14.29	49	230D/400Y,50Hz; 460Y,60Hz	
	1000/1200	90	**EMVM09756C-S-PP**	3GBP093570-BSK	M3BP 90LG 6	846	IPP	15.35	75	230D/400Y,50Hz; 460Y,60Hz	

(a) See notes on inside back flap. Cast iron frame
Red catalog number indicates **NEW** product
* Motors are stamped with kW only.
Catalog numbers with (-D-) are not suitable for VFD operation at 690VY.
Catalog numbers with (-S-) are suitable for use on 230VD, 60Hz
** Included variant codes are not shown in Product Code, please contact local sales office
3 year warranty

NEW!

NEW!

Process Performance IEC cast iron, three phase, 50/60 Hz, 400/460V

kW // Hp*	RPM	IEC Frame	Catalog Number	ABB Product Code**	ABB Type Number	List Price	Disc. Sym.	"L" Dim. (in)	Aprx. Wt. (lb)	Voltage	Notes (a)
IM B14 (3601), face mounted, footless (continued)											
1.1 // 1.5	3000/3600	80	**EMVM08112C-S-PP**	3GBP081370-BSK	M3BP 80MG 2	726	IPP	13.03	42	230D/400Y,50Hz; 460Y,60Hz	
	1000/1200	100	**EMVM10116C-S-PP**	3GBP103870-BSK	M3BP 100LKG 6	1,013	IPP	17.13	104	230D/400Y,50Hz; 460Y,60Hz	
	1500/1800	90	**EMVM09114C-S-PP**	3GBP092530-BSK	M3BP 90LC 4	789	IPP	15.35	73	230D/400Y,50Hz; 460Y,60Hz	
1.5 // 2	3000/3600	90	**EMVM09152C-S-PP**	3GBP091520-BSK	M3BP 90LB 2	855	IPP	15.35	68	230D/400Y,50Hz; 460Y,60Hz	
	1500/1800	90	**EMVM09154C-S-PP**	3GBP092540-BSK	M3BP 90LD 4	944	IPP	15.35	75	230D/400Y,50Hz; 460Y,60Hz	
	1000/1200	112	**EMVM11156C-S-PP**	3GBP113380-BSK	M3BP 112MH 6	1,176	IPP	17.40	117	230D/400Y,50Hz; 460Y,60Hz	
2.2 // 3	3000/3600	90	**EMVM09222C-S-PP**	3GBP091530-BSK	M3BP 90LC 2	1,059	IPP	15.35	77	230D/400Y,50Hz; 460Y,60Hz	
	1500/1800	100	**EMVM10224C-S-PP**	3GBP102810-BSK	M3BP 100LKA 4	1,122	IPP	17.13	108	230D/400Y,50Hz; 460Y,60Hz	
	1000/1200	132	**EMVM13226C-S-PP**	3GBP133230-BSK	M3BP 132SMC 6	1,455	IPP	20.94	179	230D/400Y,50Hz; 460Y,60Hz	
3 // 4	3000/3600	100	**EMVM10032C-S-PP**	3GBP101810-BSK	M3BP 100LKA 2	1,257	IPP	17.13	110	230D/400Y,50Hz; 460Y,60Hz	
	1500/1800	100	**EMVM10034C-S-PP**	3GBP102820-BSK	M3BP 100LKB 4	1,337	IPP	17.13	108	230D/400Y,50Hz; 460Y,60Hz	
	1000/1200	132	**EMVM13036C-S-PP**	3GBP133240-BSK	M3BP 132SMD 6	1,828	IPP	20.94	181	230D/400Y,50Hz; 460Y,60Hz	
4 // 5.3	3000/3600	112	**EMVM11042C-S-PP**	3GBP111370-BSK	M3BP 112MG 2	1,504	IPP	17.40	123	230D/400Y,50Hz; 460Y,60Hz	
	1500/1800	112	**EMVM11044C-S-PP**	3GBP112370-BSK	M3BP 112MG 4	1,561	IPP	17.40	115	230D/400Y,50Hz; 460Y,60Hz	
	1000/1200	132	**EMVM13046C-S-PP**	3GBP133270-BSK	M3BP 132SMG 6	2,221	IPP	20.94	181	230D/400Y,50Hz; 460Y,60Hz	
5.5 // 7.5	3000/3600	132	**EMVM13552C-D-PP**	3GBP131260-BDK	M3BP 132SMF 2	1,960	IPP	20.94	170	400D/415D/690Y,50Hz; 460D,60Hz	25
	1500/1800	132	**EMVM13554C-D-PP**	3GBP132260-BDK	M3BP 132SMF 4	1,997	IPP	20.94	179	400D/415D/690Y,50Hz; 460D,60Hz	25
	1000/1200	132	**EMVM13556C-D-PP**	3GBP133280-BDK	M3BP 132SMH 6	2,700	IPP	20.94	174	400D/415D/690Y,50Hz; 460D,60Hz	25
7.5 // 10	3000/3600	132	**EMVM13752C-D-PP**	3GBP131270-BDK	M3BP 132SMG 2	2,379	IPP	20.94	170	400D/415D/690Y,50Hz; 460D,60Hz	25
	1500/1800	132	**EMVM13754C-D-PP**	3GBP132270-BDK	M3BP 132SMG 4	2,519	IPP	20.94	179	400D/415D/690Y,50Hz; 460D,60Hz	25

(a) See notes on inside back flap.
Cast iron frame
Red catalog number indicates **NEW** product
* Motors are stamped with kW only.
Catalog numbers with (-D-) are not suitable for VFD operation at 690VY.
Catalog numbers with (-S-) are suitable for use on 230VD, 60Hz
** Included variant codes are not shown in Product Code, please contact local sales office
3 year warranty

NEW!

NEW!

Metric IEC flanges for Process Performance aluminum (M3AA) and cast iron (M3BP) motors (safe area)

Frame Size	Type (Material)	Poles	Motor Generation	Bolt Circle "M" Dimension (mm)	Catalog Number	List Price	Disc. Sym.	Weight (lb)
B5 machined flange only								
63	M3AA	2,4,6	F	115	**M3AA063115-B5**	70	SVC	1
71	M3AA	2,4,6	E	130	**M3AA071130-B5**	89	SVC	1
	M3BP	2,4,6	B	130	**M3BP071130-B5**	80	SVC	5
80	M3AA	2,4,6	K	165	**M3AA080165-B5**	120	SVC	1
	M3BP	2,4,6	K	165	**M3BP080165-B5**	95	SVC	7
90	M3AA	2,4,6	K	165	**M3AA090165-B5**	57	SVC	2
	M3BP	2,4,6	K	165	**M3BP090165-B5**	110	SVC	9
100	M3AA	2,4,6	K	215	**M3AA100215-B5**	243	SVC	3
	M3BP	2,4,6	K	215	**M3BP100215-B5**	158	SVC	11
112	M3AA	2,4,6	K	215	**M3AA112215-B5**	255	SVC	14
	M3BP	2,4,6	K	215	**M3BP112215-B5**	265	SVC	10
132	M3AA	2,4,6	K	265	**M3AA132265-B5**	277	SVC	14
	M3BP	2,4,6	K	265	**M3BP132265-B5**	289	SVC	21
160	M3AA	2,4,6	K	300	**M3AA160300-B5**	375	SVC	40
	M3BP	2,4,6	K	300	**M3BP160300-B5**	387	SVC	31
180	M3AA	2,4,6	K	300	**M3AA180300-B5**	657	SVC	54
	M3BP	2,4,6	K	300	**M3BP180300-B5**	571	SVC	37
200	M3AA	2,4,6	K	350	**M3AA200350-B5**	828	SVC	57
	M3BP	2,4,6	K	350	**M3BP200350-B5**	882	SVC	49
225	M3AA	2,4,6	K	400	**M3AA225400-B5**	1,296	SVC	63
	M3BP	2,4,6	K	400	**M3BP225400-B5**	1,069	SVC	63
250	M3AA	2,4,6	K	500	**M3AA250500-B5**	1,583	SVC	95
	M3BP	2,4,6	K	500	**M3BP250500-B5**	1,583	SVC	85
280	M3BP	2	K	500	**M3BP280500-B5-2P**	1,093	SVC	97
	M3BP	4,6	K	500	**M3BP280500-B5**	1,093	SVC	95
B14 machined flange only								
63	M3AA	2,4,6	F	75	**M3AA063075-B14**	72	SVC	1
71	M3AA	2,4,6	E	85	**M3AA071085-B14 ***	89	SVC	1
	M3BP	2,4,6	B	85	**M3BP071085-B14**	67	SVC	3
80	M3AA	2,4,6	K	100	**M3AA080100-B14 ****	120	SVC	1
	M3BP	2,4,6	K	100	**M3BP080100-B14**	83	SVC	4
90	M3AA	2,4,6	K	115	**M3AA090115-B14**	156	SVC	2
	M3BP	2,4,6	K	115	**M3BP090115-B14**	110	SVC	6
100	M3AA	2,4,6	K	130	**M3AA100130-B14**	245	SVC	2
	M3BP	2,4,6	K	130	**M3BP100130-B14**	159	SVC	8
112	M3AA	2,4,6	K	130	**M3AA112130-B14**	255	SVC	7
	M3BP	2,4,6	K	130	**M3BP112130-B14**	265	SVC	7
132	M3AA	2,4,6	K	165	**M3AA132165-B14**	307	SVC	11
	M3BP	2,4,6	K	165	**M3BP132165-B14**	289	SVC	13
160	M3AA	2,4,6	K	215	**M3AA160215-B14**	375	SVC	27

Cast iron frame

Red catalog number indicates **NEW** product.

* Bearing retainer, 3GVC071046-B is required when adding flange to B3 motor

** Bearing retainer, 3GVC081046-A is required when adding flange to B3 motor.

Please contact your sales office representative for delivery.

NEW!

Food Safe IEC stainless steel, three phase, totally enclosed, encapsulated, 50/60 Hz, 400/460VY

0.18 kW-7.5 kW (0.25-10 Hp)

IP69 for Water

Features:

- Stainless steel AISI 304
- Epoxy encapsulated windings
- IE3 efficiency per IEC 60034-30-1 (2014) (80 frame and above) All motors are compliant with DOE and NRCan
- Heat stabilized bearings with H1 food grade grease
- Laser engraved nameplate
- Inverter ready
- Rotatable terminal box cover with F3 mounting

Applications:

- Food processing
- Pumps and Wastewater
- Outdoors
- High pressure washdown
- Caustic environment

kW // Hp*	RPM	IEC Frame	Enclosure	Catalog Number	ABB Product Code	ABB Type Number	List Price	Disc. Sym.	"L" Dim. (in)	Aprx. Wt. (lb)	Notes (a)
IM B3 (1001), foot mounted											
0.18 // 0.24	1000/1200	71	IC410/TENV	**SSEWDM07186-B**	3GMA073310-ASB	M3MA 71MA 6	2,261	IFS	12.20	33	
0.25 // 0.33	1500/1800	71	IC410/TENV	**SSEWDM07254-B**	3GMA072320-ASB	M3MA 71MB 4	2,232	IFS	12.20	44	
	1000/1200	71	IC410/TENV	**SSEWDM07256-B**	3GMA073320-ASB	M3MA 71MB 6	2,364	IFS	12.20	35	
0.37 // 0.5	1500/1800	80	IC410/TENV	**SSEWDM08374-B**	3GMA082310-ASB	M3MA 80MA 4	2,261	IFS	13.94	51	
	1000/1200	80	IC410/TENV	**SSEWDM08376-B**	3GMA083310-ASB	M3MA 80MA 6	2,445	IFS	13.94	51	
0.55 // 0.73	3000/3600	80	IC410/TENV	**SSEWDM08552-B**	3GMA081310-ASB	M3MA 80MA 2	2,261	IFS	13.94	51	
	1500/1800	80	IC410/TENV	**SSEWDM08554-B**	3GMA082320-ASB	M3MA 80MB 4	2,364	IFS	13.94	51	
	1000/1200	90	IC410/TENV	**SSEWDM09556-B**	3GMA093310-ASB	M3MA 90MA 6	2,689	IFS	17.15	106	
0.75 // 1	3000/3600	80	IC410/TENV	**SSEWDM08752-B**	3GMA081320-ASB	M3MA 80MB 2	2,364	IFS	13.94	51	
	1500/1800	80	IC410/TENV	**SSEWDM08754-B**	3GMA082330-ASB	M3MA 80MC 4	2,445	IFS	13.94	51	
	1000/1200	90	IC410/TENV	**SSEWDM09756-B**	3GMA093320-ASB	M3MA 90MB 6	2,955	IFS	17.15	115	
1.1 // 1.5	3000/3600	80	IC410/TENV	**SSEWDM08112-B**	3GMA081330-ASB	M3MA 80MC 2	2,445	IFS	13.94	51	
	1500/1800	90	IC410/TENV	**SSEWDM09114-B**	3GMA092310-ASB	M3MA 90MA 4	2,689	IFS	17.15	106	
1.5 // 2	3000/3600	90	IC410/TENV	**SSEWDM09152-B**	3GMA091310-ASB	M3MA 90MA 2	2,984	IFS	17.15	115	
	1500/1800	90	IC410/TENV	**SSEWDM09154-B**	3GMA092320-ASB	M3MA 90MB 4	2,955	IFS	17.15	115	
	1000/1200	100	IC411/TEFC	**SSEWDM10156-B**	3GMA103510-ASB	M3MA 100LA 6	4,132	IFS	18.92	128	
2.2 // 3	3000/3600	90	IC410/TENV	**SSEWDM09222-B**	3GMA091320-ASB	M3MA 90MA 2	3,128	IFS	17.15	115	
	1500/1800	100	IC411/TEFC	**SSEWDM10224-B**	3GMA102510-ASB	M3MA 100LA 4	3,787	IFS	18.92	126	
	1000/1200	112	IC411/TEFC	**SSEWDM11226-B**	3GMA113510-ASB	M3MA 112LA 6	4,706	IFS	18.92	130	
3 // 4	3000/3600	100	IC411/TEFC	**SSEWDM10032-B**	3GMA101510-ASB	M3MA 100LA 2	4,132	IFS	18.92	133	
	1500/1800	100	IC411/TEFC	**SSEWDM10034-B**	3GMA102520-ASB	M3MA 100LB 4	4,132	IFS	18.92	126	
	1000/1200	132	IC411/TEFC	**SSEWDM13036-B**	3GMA133510-ASB	M3MA 132LA 6	5,509	IFS	22.81	148	
4 // 5	3000/3600	112	IC411/TEFC	**SSEWDM11042-B**	3GMA111510-ASB	M3MA 112MA 2	4,706	IFS	18.92	134	
	1500/1800	112	IC411/TEFC	**SSEWDM11044-B**	3GMA112510-ASB	M3MA 112LA 4	4,706	IFS	18.92	134	
	1000/1200	132	IC411/TEFC	**SSEWDM13046-B**	3GMA133520-ASB	M3MA 132LB 6	5,796	IFS	22.81	148	
5.5 // 7.3	3000/3600	132	IC411/TEFC	**SSEWDM13552-B**	3GMA131510-ASB	M3MA 132LA 2	5,509	IFS	22.81	152	
	1500/1800	132	IC411/TEFC	**SSEWDM13554-B**	3GMA132510-ASB	M3MA 132LA 4	5,509	IFS	22.81	161	
7.5 // 10	3000/3600	132	IC411/TEFC	**SSEWDM13752-B**	3GMA131520-ASB	M3MA 132LB 2	5,796	IFS	22.81	165	
	1500/1800	132	IC411/TEFC	**SSEWDM13754-B**	3GMA132520-ASB	M3MA 132LB 4	5,796	IFS	22.81	181	
IM B5 (3001), flange mounted, footless											
0.18 // 0.24	1000/1200	71	IC410/TENV	**SSEWDM07186D-B**	3GMA073310-BSB	M3MA 71MA 6	2,129	IFS	12.20	33	
0.25 // 0.33	1500/1800	71	IC410/TENV	**SSEWDM07254D-B**	3GMA072320-BSB	M3MA 71MB 4	2,097	IFS	12.20	44	
	1000/1200	71	IC410/TENV	**SSEWDM07256D-B**	3GMA073320-BSB	M3MA 71MB 6	2,235	IFS	12.20	35	
0.37 // 0.5	1500/1800	80	IC410/TENV	**SSEWDM08374D-B**	3GMA082310-BSB	M3MA 80MA 4	2,129	IFS	13.94	51	
	1000/1200	80	IC410/TENV	**SSEWDM08376D-B**	3GMA083310-BSB	M3MA 80MA 6	2,304	IFS	13.94	51	
0.55 // 0.73	3000/3600	80	IC410/TENV	**SSEWDM08552D-B**	3GMA081310-BSB	M3MA 80MA 2	2,129	IFS	13.94	51	
	1500/1800	80	IC410/TENV	**SSEWDM08554D-B**	3GMA082320-BSB	M3MA 80MB 4	2,235	IFS	13.94	51	
	1000/1200	90	IC410/TENV	**SSEWDM09556D-B**	3GMA093310-BSB	M3MA 90MA 6	2,531	IFS	17.15	106	

(a) See notes on inside back flap.
* Motors are stamped with kW only.
3 year warranty

Red catalog number indicates **NEW** product.
Motors are usable at 230VD, 60Hz

Food Safe IEC stainless steel, three phase, totally enclosed, encapsulated, 50/60 Hz, 400/460VY

kW // Hp*	RPM	IEC Frame	Enclosure	Catalog Number	ABB Product Code	ABB Type Number	List Price	Disc. Sym.	"L" Dim. (in)	Aprx. Wt. (lb)	Notes (a)
IM B5 (3001), flange mounted, footless (continued)											
0.75 // 1	3000/3600	80	IC410/TENV	**SSEWDM08752D-B**	3GMA081320-BSB	M3MA 80MB 2	2,235	IFS	13.94	51	
	1500/1800	80	IC410/TENV	**SSEWDM08754D-B**	3GMA082330-BSB	M3MA 80MC 4	2,304	IFS	13.94	51	
	1000/1200	90	IC410/TENV	**SSEWDM09756D-B**	3GMA093320-BSB	M3MA 90MB 6	2,766	IFS	17.15	115	
1.1 // 1.5	3000/3600	80	IC410/TENV	**SSEWDM08112D-B**	3GMA081330-BSB	M3MA 80MC 2	2,304	IFS	13.94	51	
	1500/1800	90	IC410/TENV	**SSEWDM09114D-B**	3GMA092310-BSB	M3MA 90MA 4	2,531	IFS	17.15	106	
1.5 // 2	3000/3600	90	IC410/TENV	**SSEWDM09152D-B**	3GMA091310-BSB	M3MA 90MA 2	2,800	IFS	17.15	115	
	1500/1800	90	IC410/TENV	**SSEWDM09154D-B**	3GMA092320-BSB	M3MA 90MB 4	2,766	IFS	17.15	115	
	1000/1200	100	IC411/TEFC	**SSEWDM10156D-B**	3GMA103510-BSB	M3MA 100LA 6	3,902	IFS	18.92	128	
2.2 // 3	3000/3600	90	IC410/TENV	**SSEWDM09222D-B**	3GMA091320-BSB	M3MA 90MA 2	2,955	IFS	17.15	115	
	1500/1800	100	IC411/TEFC	**SSEWDM10224D-B**	3GMA102510-BSB	M3MA 100LA 4	3,558	IFS	18.92	126	
	1000/1200	112	IC411/TEFC	**SSEWDM11226D-B**	3GMA113510-BSB	M3MA 112LA 6	4,447	IFS	18.92	130	
3 // 4	3000/3600	100	IC411/TEFC	**SSEWDM10032D-B**	3GMA101510-BSB	M3MA 100LA 2	3,902	IFS	18.92	133	
	1500/1800	100	IC411/TEFC	**SSEWDM10034D-B**	3GMA102520-BSB	M3MA 100LB 4	3,902	IFS	18.92	126	
	1000/1200	132	IC411/TEFC	**SSEWDM13036D-B**	3GMA133510-BSB	M3MA 132LA 6	5,165	IFS	22.81	148	
4 // 5	3000/3600	112	IC411/TEFC	**SSEWDM11042D-B**	3GMA111510-BSB	M3MA 112MA 2	4,447	IFS	18.92	134	
	1500/1800	112	IC411/TEFC	**SSEWDM11044D-B**	3GMA112510-BSB	M3MA 112LA 4	4,447	IFS	18.92	134	
	1000/1200	132	IC411/TEFC	**SSEWDM13046D-B**	3GMA133520-BSB	M3MA 132LB 6	5,480	IFS	22.81	148	
5.5 // 7.3	3000/3600	132	IC411/TEFC	**SSEWDM13552D-B**	3GMA131510-BSB	M3MA 132LA 2	5,165	IFS	22.81	152	
	1500/1800	132	IC411/TEFC	**SSEWDM13554D-B**	3GMA132510-BSB	M3MA 132LA 4	5,165	IFS	22.81	161	
7.5 // 10	3000/3600	132	IC411/TEFC	**SSEWDM13752D-B**	3GMA131520-BSB	M3MA 132LB 2	5,480	IFS	22.81	165	
	1500/1800	132	IC411/TEFC	**SSEWDM13754D-B**	3GMA132520-BSB	M3MA 132LB 4	5,480	IFS	22.81	181	
IM B14 (3601), face mounted, footless											
0.18 // 0.24	1000/1200	71	IC410/TENV	**SSEWDM07186C-B**	3GMA073310-CSB	M3MA 71MA 6	2,129	IFS	12.20	33	
0.25 // 0.33	1500/1800	71	IC410/TENV	**SSEWDM07254C-B**	3GMA072320-CSB	M3MA 71MB 4	2,097	IFS	12.20	44	
	1000/1200	71	IC410/TENV	**SSEWDM07256C-B**	3GMA073320-CSB	M3MA 71MB 6	2,235	IFS	12.20	35	
0.37 // 0.5	1500/1800	80	IC410/TENV	**SSEWDM08374C-B**	3GMA082310-CSB	M3MA 80MA 4	2,129	IFS	13.94	51	
	1000/1200	80	IC410/TENV	**SSEWDM08376C-B**	3GMA083310-CSB	M3MA 80MA 6	2,304	IFS	13.94	51	
0.55 // 0.73	3000/3600	80	IC410/TENV	**SSEWDM08552C-B**	3GMA081310-CSB	M3MA 80MA 2	2,129	IFS	13.94	51	
	1500/1800	80	IC410/TENV	**SSEWDM08554C-B**	3GMA082320-CSB	M3MA 80MB 4	2,235	IFS	13.94	51	
	1000/1200	90	IC410/TENV	**SSEWDM09556C-B**	3GMA093310-CSB	M3MA 90MA 6	2,531	IFS	17.15	106	
0.75 // 1	3000/3600	80	IC410/TENV	**SSEWDM08752C-B**	3GMA081320-CSB	M3MA 80MB 2	2,235	IFS	13.94	51	
	1500/1800	80	IC410/TENV	**SSEWDM08754C-B**	3GMA082330-CSB	M3MA 80MC 4	2,304	IFS	13.94	51	
	1000/1200	90	IC410/TENV	**SSEWDM09756C-B**	3GMA093320-CSB	M3MA 90MB 6	2,766	IFS	17.15	115	
1.1 // 1.5	3000/3600	80	IC410/TENV	**SSEWDM08112C-B**	3GMA081330-CSB	M3MA 80MC 2	2,304	IFS	13.94	51	
	1500/1800	90	IC410/TENV	**SSEWDM09114C-B**	3GMA092310-CSB	M3MA 90MA 4	2,531	IFS	17.15	106	
1.5 // 2	3000/3600	90	IC410/TENV	**SSEWDM09152C-B**	3GMA091310-CSB	M3MA 90MA 2	2,800	IFS	17.15	115	
	1500/1800	90	IC410/TENV	**SSEWDM09154C-B**	3GMA092320-CSB	M3MA 90MB 4	2,766	IFS	17.15	115	
	1000/1200	100	IC411/TEFC	**SSEWDM10156C-B**	3GMA103510-CSB	M3MA 100LA 6	3,902	IFS	18.92	128	
2.2 // 3	3000/3600	90	IC410/TENV	**SSEWDM09222C-B**	3GMA091320-CSB	M3MA 90MA 2	2,955	IFS	17.15	115	
	1500/1800	100	IC411/TEFC	**SSEWDM10224C-B**	3GMA102510-CSB	M3MA 100LA 4	3,558	IFS	18.92	126	
	1000/1200	112	IC411/TEFC	**SSEWDM11226C-B**	3GMA113510-CSB	M3MA 112LA 6	4,447	IFS	18.92	130	
3 // 4	3000/3600	100	IC411/TEFC	**SSEWDM10032C-B**	3GMA101510-CSB	M3MA 100LA 2	3,902	IFS	18.92	133	
	1500/1800	100	IC411/TEFC	**SSEWDM10034C-B**	3GMA102520-CSB	M3MA 100LB 4	3,902	IFS	18.92	126	
	1000/1200	132	IC411/TEFC	**SSEWDM13036C-B**	3GMA133510-CSB	M3MA 132LA 6	5,165	IFS	22.81	148	
4 // 5	3000/3600	112	IC411/TEFC	**SSEWDM11042C-B**	3GMA111510-CSB	M3MA 112MA 2	4,447	IFS	18.92	134	
	1500/1800	112	IC411/TEFC	**SSEWDM11044C-B**	3GMA112510-CSB	M3MA 112LA 4	4,447	IFS	18.92	134	
	1000/1200	132	IC411/TEFC	**SSEWDM13046C-B**	3GMA133520-CSB	M3MA 132LB 6	5,480	IFS	22.81	148	
5.5 // 7.3	3000/3600	132	IC411/TEFC	**SSEWDM13552C-B**	3GMA131510-CSB	M3MA 132LA 2	5,165	IFS	22.81	152	
	1500/1800	132	IC411/TEFC	**SSEWDM13554C-B**	3GMA132510-CSB	M3MA 132LA 4	5,165	IFS	22.81	161	
7.5 // 10	3000/3600	132	IC411/TEFC	**SSEWDM13752C-B**	3GMA131520-CSB	M3MA 132LB 2	5,480	IFS	22.81	165	
	1500/1800	132	IC411/TEFC	**SSEWDM13754C-B**	3GMA132520-CSB	M3MA 132LB 4	5,480	IFS	22.81	181	

(a) See notes on inside back flap.
Red catalog number indicates **NEW** product.
* Motors are stamped with kW only.
Motors are usable at 230VD, 60Hz
3 year warranty

NEW!

IEC Zone 2 & 22 and Div 2 Increased Safety, three phase, 50/60 Hz

ATEX/IECEx: Ex ec IIC T3 Gc, Ex tc IIIC T125C Dc
UL: Class I, Div 2 Group A, B, C & D, T3, Class II, Div 2 Group F & G, T4
0.37 - 90 kW

IP66

Features:

- IM B3 (1001), foot mounted
- IE3 efficiency per IEC 60034-30-1 (2014). All motors are compliant with DOE and NRCan
- Complies with EU MEPS/Ecodesign Regulation (EU) 2019/1781 effective July 2021
- Cast iron frame and endplates are standard
- Inverter ready*
- 6 post terminal block in large F3 terminal box provides easier, lower cost installation
- Class F insulation with Class B temperature limits
- Painting system C3M acc. to ISO 12944-5:2007
- IC411/TEFC
- (3) PTC thermistors, 150 °C standard

Applications:

- Pumps
- Compressors
- Fans
- Conveyors

kW	RPM	IEC Frame	Catalog Number	ABB Type Number	List Price	Disc. Sym.	"L" Dim. (in)	Aprx. Wt. (lb)	Voltage	Notes (a)
0.37	1500/1800	71	**3GGP072450-ASL-IE3**	M3GP 71MLE 4	831	IHA	10.40	33	230D/400Y/415Y,50Hz; 440Y/460Y,60Hz	2, 9
0.55	1500/1800	80	**3GGP082440-ASK-IE3**	M3GP 80MLD 4	922	IHA	14.30	44	220D/230D/380Y/400Y/415Y,50Hz; 460Y,60Hz	2, 9
0.75	1500/1800	80	**3GGP082470-ASK-IE3**	M3GP 80MLG 4	989	IHA	14.30	49	220D/230D/380Y/400Y/415Y,50Hz; 460Y,60Hz	2, 9
1.1	1500/1800	90	**3GGP092530-ASK-IE3**	M3GP 90LC 4	1,120	IHA	15.35	73	220D/230D/380Y/400Y/415Y,50Hz; 460Y,60Hz	2, 9
			3GGP092530-ADK-IE3	M3GP 90LC 4	1,120	IHA	15.35	73	380D/400D/415D/660Y/690Y,50Hz; 460D,60Hz	2, 9, 25
1.5	1500/1800	90	**3GGP092540-ASK-IE3**	M3GP 90LD 4	1,256	IHA	15.35	75	220D/230D/380Y/400Y/415Y,50Hz; 460Y,60Hz	2, 9
			3GGP092540-ADK-IE3	M3GP 90LD 4	1,256	IHA	15.35	75	380D/400D/415D/660Y/690Y,50Hz; 460D,60Hz	2, 9, 25
2.2	1500/1800	100	**3GGP102810-ASK-IE3**	M3GP 100LKA 4	1,454	IHA	17.13	108	220D/230D/380Y/400Y/415Y,50Hz; 460Y,60Hz	2, 9
			3GGP102810-ADK-IE3	M3GP 100LKA 4	1,454	IHA	17.13	108	380D/400D/415D/660Y/690Y,50Hz; 460D,60Hz	2, 9, 25
3	1500/1800	100	**3GGP102820-ASK-IE3**	M3GP 100LKB 4	1,722	IHA	17.13	108	220D/230D/380Y/400Y/415Y,50Hz; 460Y,60Hz	2, 9
			3GGP102820-ADK-IE3	M3GP 100LKB 4	1,722	IHA	17.13	108	380D/400D/415D/660Y/690Y,50Hz; 460D,60Hz	2, 9, 25
4	1500/1800	112	**3GGP112370-ASK-IE3**	M3GP 112MG 4	1,971	IHA	17.40	115	220D/230D/380Y/400Y/415Y,50Hz; 460Y,60Hz	2, 9
			3GGP112370-ADK-IE3	M3GP 112MG 4	1,971	IHA	17.40	115	380D/400D/415D/660Y/690Y,50Hz; 460D,60Hz	2, 9, 25
5.5	1500/1800	132	**3GGP132260-ASK-IE3**	M3GP 132SMF 4	2,376	IHA	20.95	179	220D/230D/380Y/400Y/415Y,50Hz; 460Y,60Hz	2, 9
			3GGP132260-ADK-IE3	M3GP 132SMF 4	2,376	IHA	20.95	179	380D/400D/415D/660Y/690Y,50Hz; 460D,60Hz	2, 9, 25
7.5	1500/1800	132	**3GGP132270-ASK-IE3**	M3GP 132SMG 4	2,775	IHA	20.95	179	220D/230D/380Y/400Y/415Y,50Hz; 460Y,60Hz	2, 9
			3GGP132270-ADK-IE3	M3GP 132SMG 4	2,775	IHA	20.95	179	380D/400D/415D/660Y/690Y,50Hz; 460D,60Hz	2, 9, 25
11	1500/1800	160	**3GGP162410-ADK-IE3**	M3GP 160MLA 4	3,440	IHA	26.81	414	380D/400D/415D/660Y/690Y,50Hz; 460D,60Hz	2, 9, 25
15	1500/1800	160	**3GGP162420-ADK-IE3**	M3GP 160MLB 4	4,300	IHA	26.81	414	380D/400D/415D/660Y/690Y,50Hz; 460D,60Hz	2, 9, 25
18.5	1500/1800	180	**3GGP182410-ADK-IE3**	M3GP 180MLA 4	4,937	IHA	28.58	518	380D/400D/415D/660Y/690Y,50Hz; 460D,60Hz	2, 9, 25
22	1500/1800	180	**3GGP182420-ADK-IE3**	M3GP 180MLB 4	5,989	IHA	28.58	518	380D/400D/415D/660Y/690Y,50Hz; 460D,60Hz	2, 9, 25
30	1500/1800	200	**3GGP202410-ADK-IE3**	M3GP 200MLA 4	7,518	IHA	32.32	703	380D/400D/415D/660Y/690Y,50Hz; 460D,60Hz	2, 9, 25
37	1500/1800	225	**3GGP222210-ADK-IE3**	M3GP 225SMA 4	9,047	IHA	33.43	877	380D/400D/415D/660Y/690Y,50Hz; 460D,60Hz	2, 9, 25
45	1500/1800	225	**3GGP222220-ADK-IE3**	M3GP 225SMB 4	10,862	IHA	33.43	877	380D/400D/415D/660Y/690Y,50Hz; 460D,60Hz	2, 9, 25
55	1500/1800	250	**3GGP252210-ADK-IE3**	M3GP 250SMA 4	12,997	IHA	34.80	1049	380D/400D/415D/660Y/690Y,50Hz; 460D,60Hz	2, 9, 25
75	1500/1800	280	**3GGP282220-ADK-IE3**	M3GP 280SMB 4	17,711	IHA	42.83	1466	380D/400D/415D/660Y/690Y,50Hz; 460D,60Hz	2, 9, 25
90	1500/1800	280	**3GGP282230-ADK-IE3**	M3GP 280SMC 4	20,610	IHA	42.83	1598	380D/400D/415D/660Y/690Y,50Hz; 460D,60Hz	2, 9, 25

(a) See notes on inside back flap.
Cast iron frame
Red catalog number indicates **NEW** product.
Motors are stamped with kW only.
* The above motors are suitable for VFD operation according to standard ABB loadability curves when nominal supply voltage of converter is Un ≤ 500 V with the addition of appropriate modification(s). Motors are not suitable for VFD operation at 660/690V.
For sizing or further details, please contact your sales representative.
2 year warranty

NEW!

NEW!

IEC Zone 1 Flameproof, three phase, 50/60 Hz, for export only

ATEX/IECEx: Ex db eb IIC T4 Gb

0.55-90 kW

IP56



Features:

- IM B3 (1001), foot mounted
- IE3 efficiency per IEC 60034-30-1 (2014)
- Complies with EU MEPS/Ecodesign Regulation (EU) 2019/1781 effective July 2021
- Cast iron frame and endplates are standard
- Inverter ready*
- 6 post terminal block in large F3 terminal box provides easier, lower cost installation
- Class F insulation with Class B temperature limits
- Painting system C3M acc. to ISO 12944-5:2007
- IC411/TEFC
- (3) PTC thermistors, 150 °C standard

Applications:

- Pumps
- Compressors
- Fans
- Conveyors

kW	RPM	IEC Frame	Catalog Number	ABB Type Number	List Price	Disc. Sym.	"L" Dim. (in)	Aprx. Wt. (lb)	Voltage	Notes (a)
0.55	1500/1800	80	3GKP082440-ASK-IE3	M3KP 80MLD 4	1,740	IHA	16.10	88	220D/230D/380Y/400Y/415Y,50Hz; 460Y,60Hz	2, 9
			3GKP082440-ADK-IE3	M3KP 80MLD 4	1,740	IHA	16.10	88	380D/400D/415D/660Y/690Y,50Hz; 460D,60Hz	2, 9, 25
0.75	1500/1800	80	3GKP082470-ASK-IE3	M3KP 80MLG 4	1,819	IHA	16.10	90	220D/230D/380Y/400Y/415Y,50Hz; 460Y,60Hz	2, 9
			3GKP082470-ADK-IE3	M3KP 80MLG 4	1,819	IHA	16.10	90	380D/400D/415D/660Y/690Y,50Hz; 460D,60Hz	2, 9, 25
1.1	1500/1800	90	3GKP092030-ASK-IE3	M3KP 90SLC 4	2,029	IHA	17.32	115	220D/230D/380Y/400Y/415Y, 50Hz; 460Y,60Hz	2, 9
			3GKP092030-ADK-IE3	M3KP 90SLC 4	2,029	IHA	17.32	115	380D/400D/415D/660Y/690Y,50Hz; 460D,60Hz	2, 9, 25
1.5	1500/1800	90	3GKP092540-ASK-IE3	M3KP 90LD 4	2,230	IHA	17.32	117	220D/230D/380Y/400Y/415Y,50Hz; 460Y,60Hz	2, 9
			3GKP092540-ADK-IE3	M3KP 90LD 4	2,230	IHA	17.32	117	380D/400D/415D/660Y/690Y,50Hz; 460D,60Hz	2, 9, 25
2.2	1500/1800	100	3GKP102810-ASK-IE3	M3KP 100LKA 4	2,592	IHA	19.65	154	220D/230D/380Y/400Y/415Y,50Hz; 460Y,60Hz	2, 9
			3GKP102810-ADK-IE3	M3KP 100LKA 4	2,592	IHA	19.65	154	380D/400D/415D/660Y/690Y,50Hz; 460D,60Hz	2, 9, 25
3	1500/1800	100	3GKP102820-ASK-IE3	M3KP 100LKB 4	2,948	IHA	19.65	154	220D/230D/380Y/400Y/415Y,50Hz; 460Y,60Hz	2, 9
			3GKP102820-ADK-IE3	M3KP 100LKB 4	2,948	IHA	19.65	154	380D/400D/415D/660Y/690Y,50Hz; 460D,60Hz	2, 9, 25
4	1500/1800	112	3GKP112370-ASK-IE3	M3KP 112MG 4	3,407	IHA	19.10	157	220D/230D/380Y/400Y/415Y,50Hz; 460Y,60Hz	2, 9
			3GKP112370-ADK-IE3	M3KP 112MG 4	3,407	IHA	19.10	157	380D/400D/415D/660Y/690Y,50Hz; 460D,60Hz	2, 9, 25
5.5	1500/1800	132	3GKP132260-ASK-IE3	M3KP 132SMF 4	4,077	IHA	22.68	243	220D/230D/380Y/400Y/415Y,50Hz; 460Y,60Hz	2, 9
			3GKP132260-ADK-IE3	M3KP 132SMF 4	4,077	IHA	22.68	243	380D/400D/415D/660Y/690Y,50Hz; 460D,60Hz	2, 9, 25
7.5	1500/1800	132	3GKP132270-ASK-IE3	M3KP 132SMG 4	4,837	IHA	22.68	243	220D/230D/380Y/400Y/415Y,50Hz; 460Y,60Hz	2, 9
			3GKP132270-ADK-IE3	M3KP 132SMG 4	4,837	IHA	22.68	243	380D/400D/415D/660Y/690Y,50Hz; 460D,60Hz	2, 9, 25
11	1500/1800	160	3GKP162410-ADK-IE3	M3KP 160MLA 4	5,957	IHA	31.81	516	380D/400D/415D/660Y/690Y,50Hz; 460D,60Hz	2, 9, 25
15	1500/1800	160	3GKP162420-ADK-IE3	M3KP 160MLB 4	7,422	IHA	31.81	558	380D/400D/415D/660Y/690Y,50Hz; 460D,60Hz	2, 9, 25
18.5	1500/1800	180	3GKP182410-ADK-IE3	M3KP 180MLA 4	9,238	IHA	32.52	628	380D/400D/415D/660Y/690Y,50Hz; 460D,60Hz	2, 9, 25
22	1500/1800	180	3GKP182420-ADK-IE3	M3KP 180MLB 4	10,257	IHA	27.80	639	380D/400D/415D/660Y/690Y,50Hz; 460D,60Hz	2, 9, 25
30	1500/1800	200	3GKP202410-ADK-IE3	M3KP 200MLA 4	12,806	IHA	32.44	750	380D/400D/415D/660Y/690Y,50Hz; 460D,60Hz	2, 9, 25
37	1500/1800	225	3GKP222210-ADK-IE3	M3KP 225SMA 4	15,609	IHA	35.47	869	380D/400D/415D/660Y/690Y,50Hz; 460D,60Hz	2, 9, 25
45	1500/1800	225	3GKP222220-ADK-IE3	M3KP 225SMB 4	17,743	IHA	35.47	950	380D/400D/415D/660Y/690Y,50Hz; 460D,60Hz	2, 9, 25
55	1500/1800	250	3GKP252210-ADK-IE3	M3KP 250SMA 4	21,757	IHA	35.24	974	380D/400D/415D/660Y/690Y,50Hz; 460D,60Hz	2, 9, 25
75	1500/1800	280	3GKP282220-ADK-IE3	M3KP 280SMB 4	29,943	IHA	42.91	1475	380D/400D/415D/660Y/690Y,50Hz; 460D,60Hz	2, 9, 25
90	1500/1800	280	3GKP282230-ADK-IE3	M3KP 280SMC 4	33,766	IHA	42.91	1607	380D/400D/415D/660Y/690Y,50Hz; 460D,60Hz	2, 9, 25

(a) See notes on inside back flap. Cast iron frame

Red catalog number indicates **NEW** product.

Motors are stamped with kW only.

* The above motors are suitable for VFD operation according to standard ABB loadability curves when nominal supply voltage of converter is Un ≤ 500 V with the addition of appropriate modification(s). Motors are not suitable for VFD operation at 660/690V.

For sizing or further details, please contact your sales representative.

2 year warranty

NEW!

Metric IEC, three phase, 60 Hz, TEFC, foot mounted

1.1 thru 15 kW (1.5 thru 20 Hp)

IP54

Features:

- IEC-B3 mount
- Conforms to IEC 60072-1 & IEC 60034-1
- Ball bearings with locked DE bearing
- Heavy gauge steel frames
- Gasketed conduit box

Applications:

- Pumps
- Fans
- Conveyors
- Machine tools
- Gear reducers

kW/Hp	RPM	IEC Frame	Catalog Number	List Price	Disc. Sym.	"L" Dim. (in)	Aprx. Wt. (lb)	Full Load Efficiency	60 Hz Voltage	Full Load Amps	60 Hz Use in US	Notes (a)
1.1/1.5	1800	D90S	**EMM3554**	825	BIM	13.00	44	86.5	230/460	2.2	**Yes**	30
1.5/2	1800	D90L	**EMM3558**	842	BIM	13.00	45	86.5	230/460	2.9	**Yes**	30
2.2/3	3600	D90L	**EMM3559**	948	BIM	13.87	51	86.5	230/460	3.6	**Yes**	30
	1800	D100L	**EMM3611**	945	BIM	15.76	71	89.5	230/460	4.2	**Yes**	
3.7/5	3600	D100L	**EMM3613**	960	BIM	15.76	78	88.5	230/460	5.6	**Yes**	30
	1800	D112M	**EMM3615**	1,026	BIM	17.66	90	89.5	230/460	6.7	**Yes**	30
5.5/7.5	3600	D132S	**EMM3709**	1,449	BIM	17.66	118	89.5	230/460	9	**Yes**	30
	1800	D132S	**EMM3710**	1,468	BIM	18.79	151	91.7	230/460	9.5	**Yes**	30
7.5/10	3600	D132S	**EMM3711**	1,518	BIM	17.66	119	90.2	230/460	11.8	**Yes**	30
	1800	D132M	**EMM3714**	1,660	BIM	20.29	165	91.7	230/460	12	**Yes**	30
11/15	1800	D160M	**EMM2333**	2,388	BIM	23.64	250	92.4	230/460	18.1	**Yes**	30
15/20	1800	D160L	**EMM2334**	2,899	BIM	23.63	313	93	230/460	25	**Yes**	30

(a) See notes on inside back flap.
Cast iron frame

Metric IEC, three phase, 60 Hz, TEFC, B5 flange

0.25 thru 7.5 kW (.33 thru 10 Hp)

IP54

Features:

- IEC – B5 flange mount
- Conforms to IEC 60072-1 & IEC 60034-1
- Ball bearings with locked DE bearing
- Heavy gauge steel frames
- Gasketed conduit box

Applications:

- Pumps
- Fans
- Conveyors
- Machine tools
- Gear reducers

kW/Hp	RPM	IEC Frame	Catalog Number	List Price	Disc. Sym.	"L" Dim. (in)	Aprx. Wt. (lb)	Full Load Efficiency	60 Hz Voltage	Full Load Amps	60 Hz Use in US	Notes (a)
.25/.33	1800	D71D	**MVM3458D**	579	BIM	10.74	20	74	230/460	0.7	Yes	30
.37/.50	1800	D71D	**MVM3461D**	582	BIM	10.74	20	71	230/460	1.2	Yes	1, 30
.55/.75	1800	D80D	**MVM3542D**	614	BIM	10.73	27	75.5	208-230/460	1.5	Yes	12, 30
.75/1	3600	D80D	**EMVM3545D**	825	BIM	10.73	27	77	230/460	1.6	Yes	1
	1800	D80D	**EMVM3546D**	851	BIM	11.61	38	85.5	230/460	1.5	Yes	1, 30
1.1/1.5	3600	D80D	**EMVM3550D**	863	BIM	11.61	38	84	230/460	1.9	Yes	1, 30
	1800	D90SD	**EMVM3554D**	863	BIM	12.99	41	86.5	230/460	2.2	Yes	1, 30
1.5/2	3600	D90LD	**EMVM3555D**	935	BIM	12.99	41	85.5	208-230/460	2.5	Yes	1, 30
	1800	D90LD	**EMVM3558D**	910	BIM	12.99	45	86.5	230/460	2.9	Yes	1, 30
2.2/3	3600	D90LD	**EMVM3559D**	1,013	BIM	13.87	50	86.5	230/460	3.6	Yes	1, 30
	1800	D100D	**EMVM3611D**	1,087	BIM	15.55	89	89.5	230/460	4.2	Yes	1, 30
3.7/5	3600	D100LD	**EMVM3613D**	1,326	BIM	13.41	81	88.5	230/460	5.6	Yes	1, 30
	1800	D112MD	**EMVM3615D**	1,240	BIM	14.91	93	89.5	230/460	6.7	Yes	1, 30
5.5/7.5	3600	D132SD	**EMVM3709D**	1,814	BIM	20.47	96	89.5	230/460	8.3	Yes	1, 30
	1800	D132SD	**EMVM3710D**	1,679	BIM	17.33	151	91.7	230/460	9.5	Yes	1, 30
7.5/10	3600	D132SD	**EMVM3711D**	2,200	BIM	16.20	118	90.2	230/460	11.8	Yes	1, 30
	1800	D132MD	**EMVM3714D**	2,062	BIM	18.82	165	91.7	230/460	12	Yes	1, 30

(a) See notes on inside back flap.

Metric IEC, three phase, 60 Hz, TEFC, B14 face

0.25 thru 3.7 kW (.33 thru 5 Hp)

IP54

Features:

- IEC-B14 face mounting
- Ball bearings with locked DE bearing
- Heavy gauge steel frames
- Gasketed conduit box

Applications:

- Pumps
- Fans
- Conveyors
- Machine tools
- Gear reducers

kW/Hp	RPM	IEC Frame	Catalog Number	List Price	Disc. Sym.	"L" Dim. (in)	Aprx. Wt. (lb)	Full Load Efficiency	60 Hz Voltage	Full Load Amps	60 Hz Use in US	Notes (a)
.25/.33	1800	D71C	**MVM3458C**	508	BIM	10.74	22	74	230/460	0.7	**Yes**	30
.37/.50	3600	D71C	**MVM3460C**	541	BIM	10.74	22	72	230/460	0.6	**Yes**	30
	1800	D71C	**MVM3461C**	571	BIM	10.74	22	71	208-230/460	1.2	**Yes**	2, 30
.55/.75	3600	D71C	**MVM3463C**	563	BIM	11.24	26	75.5	230/460	1.4	**Yes**	30
	1800	D80C	**MVM3542C**	599	BIM	11.11	26	75.5	208-230/460	1.5	**Yes**	30
.75/1	1800	D80C	**EMVM3546C**	835	BIM	11.38	38	85.5	230/460	1.5	**Yes**	1,30
1.5/2	1800	D90LC	**EMVM3558C**	890	BIM	13.75	45	86.5	230/460	2.9	**Yes**	1,30
2.2/3	3600	D90LC	**EMVM3559C**	994	BIM	14.63	50	86.5	230/460	3.6	**Yes**	1,30
	1800	D100C	**EMVM3611C**	1,070	BIM	15.88	70	89.5	230/460	4.2	**Yes**	1,30
3.7/5	3600	D100LC	**EMVM3613C**	1,310	BIM	15.88	81	88.5	230/460	5.6	**Yes**	1,30
	1800	D112MC	**EMVM3615C**	1,221	BIM	17.39	93	89.5	230/460	6.7	**Yes**	1,30

(a) See notes on inside back flap.

Single phase, NEMA frame, TEFC and ODP, foot mounted

1/3 thru 5 Hp

TEFC IP44* | ODP IP22

Features:

- CE certified
- Low noise design
- Vibration dampening base
- Ingress protected conduit box
- Robust capacitor cover
- Dynamically balanced rotor
- High performance ball bearings

Applications:

- Fans
- Pumps
- Blowers
- Conveyors
- Compressors
- Industrial machines
- Other 50 Hz general purpose applications

Hp	RPM 50 Hz.	NEMA Frame	Catalog Number	List Price	Disc. Sym.	"C" Dim.	Aprx. Wt. (lb)	Full Load Efficiency	Voltage	Full Load Amps	Notes (a)
Totally enclosed fan cooled, IP44											
1/3	1500	56	**L3501-50**	450	5E1	11.34	25	59	110/220	3.2	1
1/2	3000	56	**L3503-50**	440	5E1	11.35	27	68	110/220	3.3	
	1500	48	**L3409-50**	512	5E1	12.22	31	62	110/220	3.6	
		56	**L3504-50**	512	5E1	12.84	32	62	110/220	3.6	
3/4	3000	56	**L3506-50**	491	5E1	12.23	35	62	110/220	4.6	
	1500	56	**L3507-50**	608	5E1	13.25	38	66	110/220	5	
1	3000	56	**L3509-50**	571	5E1	13.23	40	68	110/220	6.3	
	1500	56	**L3510-50**	699	5E1	14.12	47	68	110/220	6.2	
1 1/2	3000	56	**L3513-50**	752	5E1	14.11	48	68	110/220	9	1
	1500	56	**L3514-50**	790	5E1	14.13	46	73	110/220	8	
		145T	**L3514T-50**	790	5E1	14.18	51	73	110/220	8	
2	3000	56	**L3515-50**	978	5E1	14.11	53	77	110/220	9.7	1
	1500	182T	**L3605T-50**	1,117	5E1	16.56	76	81	110/220	10	
3	1500	184T	**L3609T-50**	1,315	5E1	18.06	95	84.5	110/220	12.5	2
5	1500	213T	**L3708T-50**	1,572	5E1	17.89	119	84	220	22	2
Open drip proof, IP22											
1/3	3000	48	**L1205-50**	333	501	9.13	22	64.9	110/220	2.6	
	1500	48	**L1206-50**	405	501	9.38	24	62	110/220	2.3	
1/2	3000	48	**L1208-50**	366	501	9.75	25	68	110/220	3.3	
	1500	48	**L1209-50**	508	501	10.63	28	62	110/220	3.7	
		56	**L1304-50**	461	501	11.01	29	62	110/220	3.7	
3/4	3000	56	**L1306-50**	446	501	11.01	28	64	110/220	5.3	
	1500	56	**L1307-50**	569	501	12.07	38	66	110/220	5	
1	3000	56	**L1309-50**	469	501	11.51	34	66	110/220	6	
	1500	56	**L1318-50**	694	501	12.07	41	68	110/220	6.5	2
1 1/2	3000	56	**L1313-50**	658	501	12.07	43	68	110/220	9.2	
	1500	56	**L1319-50**	800	501	12.07	41	68	110/220	11.5	2
2	3000	56	**L1317-50**	877	501	12.94	47	70	110/220	12	2
	1500	182T	**L1405T-50**	930	501	15.00	66	69	110/220	14	2
3	1500	184T	**L1408T-50**	1,005	501	16.50	91	75.5	110/220	16	
5	1500	213T	**L1508T-50**	1,572	501	16.32	112	82.5	220	21.6	2

(a) See notes on inside back flap.

All motors listed above are specifically designed for operation with 50 Hz. power.

*IP54 when Drain Fitting Kit #HA5027A03 is installed in the weep holes (48 thru 256T frame motors only)

Three phase, NEMA frame, TEFC and ODP, foot mounted

1/2 thru 60 Hp

TEFC IP44* | ODP IP22

Features:

- CE certified
- Vibration dampening base
- Cast iron or heavy gauge steel design
- Suitable for mounting in any configuration
- Super-E® motors have IE3 efficiency
- Compliant to EU efficiency regulations
- 3 year warranty on Super-E motors

Applications:

- Fans
- Pumps
- Blowers
- Conveyors
- Compressors
- Industrial machines
- Other 50 Hz general purpose applications

Hp	RPM 50 Hz.	NEMA Frame	Catalog Number	List Price	Disc. Sym.	"C" Dim.	Aprx. Wt. (lb)	Full Load Efficiency	Voltage	Full Load Amps	Notes (a)
Totally enclosed fan cooled, IP44											
1/2	1500	56	**M3538-57**	446	5E3	11.35	26	73	230/400	1	
3/4	3000	56	**M3541-57**	446	5E3	11.35	25	75.5	230/400	1.4	
	1500	56	**M3542-57**	477	5E3	12.85	32	75.5	230/400	1.8	
1	3000	56	**EM3545-57**	625	5E3	12.22	35	82.5	230/400	1.6	12
	1500	143T	**EM3546T-57**	639	5E3	12.31	34	82.5	230/400	1.8	1
1 1/2	3000	143T	**EM3550T-57**	725	5E3	13.29	43	85.5	230/400	2.3	
	1500	145T	**EM3554T-57**	650	5E3	13.31	41	84.1	230/400	2.9	1
2	3000	145T	**EM3555T-57**	796	5E3	14.17	50	84.2	230/400	2.9	
	1500	145T	**EM3558T-57**	686	5E3	13.31	45	85.3	230/400	3.4	1
3	3000	182T	**EM3610T-57**	1,015	5E3	15.16	55	85.9	230/400	4.2	1
	1500	182T	**EM3611T-57**	805	5E3	16.54	70	86.7	230/400	5.6	1
5	3000	184T	**EM3613T-57**	1,167	5E3	18.04	93	88.1	230/400	6.4	
	1500	184T	**EM3615T-57**	930	5E3	18.04	101	88.4	230/400	8	1
7 1/2	3000	213T	**EM3709T-58**	1,619	5E3	17.89	121	89.2	400	10.4	1
	1500	213T	**EM3710T-58**	1,290	5E3	19.01	127	89.6	400	10.8	1
10	3000	215T	**EM3711T-58**	1,717	5E3	19.01	140	90	400	13	1
	1500	215T	**EM3714T-58**	1,632	5E3	20.51	165	90	400	14	1
15	1500	254T	**EM2333T-58**	2,514	5E3	23.35	291	91	400	21	1
20	1500	256T	**EM2334T-58**	3,048	5E3	23.35	304	92	400	28	
25	1500	284T	**EM4103T-58**	3,987	5E3	27.76	437	93	400	37	
30	1500	286T	**EM4104T-58**	4,729	5E3	27.76	475	93	400	42	1
40	1500	324T	**EM4110T-58**	6,184	5E3	30.28	650	94	400	52	1
50	1500	326T	**EM4115T-58**	6,757	5E3	30.28	800	94	400	64	1
60	1500	364T	**EM4314T-58**	9,722	5E3	33.44	910	94	400	81	1
Open drip proof, IP22											
1/2	1500	56	**M3108-57**	393	5O3	10.12	26	73	230/400	1	
3/4	1500	56	**M3112-57**	437	5O3	10.12	26	70	230/400	1.9	
1	1500	56	**EM3116-57**	569	5O3	11.07	34	82.5	230/400	1.8	1
		143T	**EM3116T-57**	572	5O3	11.12	34	82.5	230/400	1.8	1
1 1/2	1500	145T	**EM3154T-57**	608	5O3	12.13	41	84.1	230/400	2.9	1
2	1500	145T	**EM3157T-57**	625	5O3	12.13	45	85.3	230/400	3.4	1
3	1500	182T	**EM3211T-57**	715	5O3	15.00	74	86.7	230/400	4.8	1
5	1500	184T	**EM3218T-57**	791	5O3	16.50	101	88.4	230/400	8	1
7 1/2	1500	213T	**EM3311T-58**	1,118	5O3	17.45	127	89.6	400	10.8	1
10	1500	215T	**EM3313T-58**	1,823	5O3	18.95	165	90	400	14	1
15	1500	254T	**EM2513T-58**	2,581	5O3	21.69	230	91	400	22	1
20	1500	256T	**EM2515T-58**	2,831	5O3	23.19	275	92	400	28	1

(a) See notes on inside back flap.

Cast iron frame

All motors listed above are specifically designed for operation with 50 Hz. power.

Motors shown in this catalog are suitable for use on 400 volt or 415 volt 50 Hz. power supplies.

*IP54 when Drain Fitting Kit #HA5027A03 is installed in the weep holes (48 thru 256T frame motors only)

Single and three phase, NEMA frame, TEFC, C-Face

1/4 thru 2 Hp

IP44*

Features:

- CE certified
- Locked DE bearing
- Dynamically balanced rotor
- High performance ball bearings
- Super-E® motors have IE3 efficiency
- Compliant to EU efficiency regulations
- 3 year warranty on Super-E motors

Applications:

- Fans
- Pumps
- Blowers
- Conveyors
- Compressors
- Industrial machines
- Other 50 Hz general purpose applications

Hp	RPM 50 Hz.	NEMA Frame	Catalog Number	List Price	Disc. Sym.	"C" Dim.	Aprx. Wt. (lb)	Full Load Efficiency	Voltage	Full Load Amps	Notes (a)
Single phase											
1/3	1500	56C	**VL3501-50**	494	5E1	11.35	17	59	110/220	3.2	1
1/2	3000	56C	**VL3503-50**	448	5E1	11.35	25	68	110/220	3.3	
	1500	56C	**VL3504-50**	572	5E1	12.85	31	62	110/220	3.6	
3/4	3000	56C	**VL3506-50**	516	5E1	12.25	35	62	110/220	4.6	
	1500	56C	**VL3507-50**	678	5E1	13.25	39	66	110/220	5	
1	3000	56C	**VL3509-50**	607	5E1	13.25	40	68	110/220	6.3	
	1500	56C	**VL3510-50**	776	5E1	14.12	47	68	110/220	6.2	
1 1/2	3000	56C	**VL3513-50**	781	5E1	14.12	48	68	110/220	9	1
	1500	56C	**VL3514-50**	877	5E1	14.12	51	73	110/220	8	
2	3000	56C	**VL3515-50**	991	5E1	14.12	52	77	110/220	9.7	1
Three phase											
1/4	1500	56C	**KM3454-57**	361	5E3	11.35	20	64	230/400	0.7	
1/3	1500	56C	**VM3534-57**	408	5E3	11.35	21	68	230/400	1	
1/2	3000	56C	**VM3537-57**	443	5E3	11.35	22	72	230/400	1.1	
	1500	56C	**VM3538-57**	477	5E3	11.35	25	73	230/400	1	
3/4	3000	56C	**VM3541-57**	462	5E3	11.35	26	75.5	230/400	1.4	
	1500	56C	**VM3542-57**	512	5E3	12.85	32	75.5	230/400	1.8	
1	3000	56C	**VEM3545-57**	631	5E3	12.23	35	82.5	230/400	1.6	12
	1500	56C	**VEM3546-57**	625	5E3	12.23	34	82.5	230/400	1.8	1
		143TC	**VEM3546T-57**	625	5E3	12.29	34	82.5	230/400	1.8	1
1 1/2	3000	143TC	**VEM3550T-57**	686	5E3	13.29	43	85.5	230/400	2.3	
	1500	145TC	**VEM3554T-57**	649	5E3	13.29	41	84.1	230/400	2.9	1
2	3000	56C	**VEM3555-57**	681	5E3	14.10	50	84.2	230/400	2.9	
		143TC	**VEM3555T-57**	749	5E3	14.17	50	84.2	230/400	2.9	
	1500	145TC	**VEM3558T-57**	688	5E3	13.29	45	85.3	230/400	3.4	1

(a) See notes on inside back flap.

All motors listed above are specifically designed for operation with 50 Hz. power.

Motors shown in this catalog are suitable for use on 400 volt or 415 volt 50 Hz. power supplies.

*IP54 when Drain Fitting Kit #HA5027A03 is installed in the weep holes (48 thru 256T frame motors only)

Variable Speed AC motors

Baldor-Reliance® variable speed motors are specifically designed for variable speed control. The platform provides constant torque across the entire operating speed range in traditional NEMA and IEC designs or a power dense laminated steel square frame. Controlling a motor with variable frequency power has never been easier when using a Baldor-Reliance variable speed motor.

Designed specifically for adjustable frequency power operation and full compliance with MG-1 Part 31.

1/3 - 1000 Horsepower

Product line - DPG-FV, TEBC, TEFC, TENV enclosures	**EC Titanium™**	**RPM AC**	**RPM AC PM**	**Inverter Duty® V*S Master**
Frame sizes	140, 180, 210	FL/RL180 -FL/RL440	FL180 - FL280	56C - 449T
Electrical features				
Designed for adjustable frequency power and complies with MG1 - part 31 for corona free operation	S	S	S	S
Constant torque performance down to zero speed 1000:1	–	S	S	S
Provisions for encoder mounting	–	S	S	S
Vector Duty® - stocked with encoder mounted	–	S	S	S
Class H insulation	–	S	S	–
Class F insulation	S	–	–	S
Class F insulation, Class B Temperature Rise	S	–	–	–
PM synchronous rotor technology for improved efficiency and increased power density	S	–	S	–
Low rotor inertia for high dynamic performance	–	S	S	–
Suitable for across the line operation	–	–	(2)	(2)
Internal Shaft Grounding Brush for common mode voltage free operation	S	–	–	–
Winding thermal protection with quantity 3 N/C thermostats, one per phase	–	S	S	S
F rise or better for longer motor life	–	–	S	S
Mechanical features				
Laminated steel frame RL/FL 210 - 440	–	S	S	–
Cast iron frame 180 - 440	–	–	–	S
Rolled Steel frame 140 - 210	S	–	–	–
Power dense designs - fits where other motors can't	S	S	S	–
Standard NEMA mounting for ease interchangability	S	–	–	S
DPG-FV enclosure	–	S	S	–
TEBC enclosure	–	S	S	S
TEFC enclosure	S	S	S	S
TENV enclosure	–	S	S	S

S = Standard
(1) Provided with power drive ratings
(2) Some models

Variable Speed AC motors – Speed range capabilities
EC Titanium™, V*S Master and RPMAC motors

EC Titanium™, V*S Master and RPMAC motors exceed all requirements of NEMA MG-1 Parts 30 and 31 for AC induction motors powered from adjustable speed inverter control. Satisfactory motor performance depends on proper drive setup.

Super-E® motors: Super-E motors are inverter-ready and meet NEMA MG 1 Part 31.4.4.2. Super-E motors are suitable for use with inverter drives. Motor inverter setup is unique to each specific application. Proper setup and wiring procedures must be closely followed.

Application considerations: It is necessary that motor-drive applications are commissioned by persons familiar with the operation and setup of adjustable speed drives, applicable electrical codes and any other regulations.

Each drive must be tuned to the motor for the specific application. System operating parameters must be checked, including voltage at motor power leads, to insure that motor/drive setup has been successfully completed.

Applications that are not properly setup can lead to substandard performance and failure of system components. In some installations, shaft grounding and isolated bearings may prevent bearing fluting and are available as an option or through Mod Express®.

Reference the chart below for constant torque and variable torque capabilities for each product family. Torque performance depends upon proper drive setup.

Motors 48 body style and smaller are suitable for maximum 230V inverter operation.

Efficiency savings: Significant energy savings can be achieved when applying inverter-ready motors such as the Baldor-Reliance® Super-E to centrifugal load applications (fan and centrifugal pump) and running at reduced speed taking advantage of the affinity laws where motor load and corresponding energy consumption is reduced by the cube of the speed.

Family	Enclosure	Frame Size	Constant Torque	Variable Torque	Comments
EC Titanium motor 230/460 and 460					
Motor Only (TEFC)	TEFC	140, 180, 210	20:1	20:1	EC Titanium Motor
EC Titanium Integrated drive and motor 115, 230 and 460					
IMD (TOP / AXIAL)	TEFC	140, 180, 210	10:1	10:1	EC Titanium Integrated Motor & Drive
Super-E® motors 230, 460 and 575 volts (2)					
EM	TEFC	56-210 (1)	20:1	20:1	General purpose premium efficient
		250-320	10:1	20:1	
		360-400	4:1	20:1	
		444-449	2:1	20:1	
EM	ODP	56-210 (1)	10:1	20:1	General purpose premium efficient
		250-320	5:1	20:1	
		360 - 449	2:1	20:1	
ECP/XEX and ECP8/841XL	TEFC		**Please refer to the Severe duty section**		Severe duty premium efficient
EWDM/Paint Free	TENV, TEFC	56-256 (1)	20:1	20:1	Washdown duty premium efficient
FS/ESS	TEFC	56-250 (5)	2:1	10:1	Stainless steel washdown duty
	TENV	56-140 (5)	4:1	20:1	
Standard-E motors 230/460 and 575 volts (2) (3)					
M (TEFC)		56-326T frames (1)	4:1	20:1	General purpose motors
		360T - 449T	2:1	20:1	
M (ODP)		56-326T frames (1)	4:1	20:1	
		360T - 449T	2:1	20:1	
CP/XT		145T frames	4:1	20:1	Severe duty
		180T-445T frames	2:1	20:1	
		447T-449T frames	2:1	20:1	
WDM		56-215T frames (1)	4:1	20:1	Washdown duty
V*S Master motors 230, 460 and 575 volts					
IDCSWDM	TENV	56-140	5:1	10:1	Inverter Duty, paint free
IDCSWDM	TEFC	56-215	3:1	10:1	Inverter Duty, paint free
IDM	TEBC	143-5009	1000:1	1000:1	Inverter Duty, blower cooled
IDNM	TENV	143-256	1000:1	1000:1	Inverter Duty, totally enclosed non-ventilated
ZDM	TEBC	143-5009	1000:1	1000:1	Vector Duty, blower cooled
ZDNM	TENV	143-256	1000:1	1000:1	Vector Duty, non-ventilated
IDWNM	TENV	143-254	1000:1	1000:1	Inverter Duty, washdown, non-ventilated
ZDWNM	TENV	143-254	1000:1	1000:1	Vector Duty, washdown, non-ventilated
IDNVSM	TENV	56-256	1000:1	1000:1	Inverter Duty, TENV, V*S Master
IDVSM	TEFC	182-449	1000:1	1000:1	Inverter Duty, TEFC, V*S Master
ZDNVSM	TENV	56-256	1000:1	1000:1	Vector Duty, TENV, V*S Master
ZDVSM	TEFC	182-449	1000:1	1000:1	Vector Duty, TEFC, V*S Master
ZDVSCP	TEFC-XT	143-326	1000:1	1000:1	Vector Duty, TEFC-XT, V*S Master
RPMAC motors 230 & 460					
IDNRPM	TENV	FL180-FL210	1000:1	1000:1	Inverter Duty, TENV, RPMAC
IDxRPM	TEFC, TEBC, DPG-FV	FL180-FL440	1000:1	1000:1	Inverter Duty, TEFC, TEBC, DPG-FV, RPMAC
IDCRPM	TEFC	FL180-FL280	1000:1 (4)	1000:1	Inverter Duty, TEFC, caged-IPM, RPMAC
ZDNRPM	TENV	FL180-FL210	1000:1	1000:1	Vector Duty, TENV, RPMAC
ZDxRPM	TEFC, TEBC	FL180-L400	1000:1	1000:1	Vector Duty, TEFC & TEBC, RPMAC
ZDPM	TEBC	FL180 - FL440	1000:1	1000:1	Vector Duty, TEBC, PM, RPMAC

Notes: (1) Baldor-Reliance type 35M frames and larger
(2) For greater speed range capabilities, please select an Inverter Duty®, Vector Duty®, V*S Master or RPM AC type motor, or contact your local sales office for a custom motor design.
(3) Standard-E EPAct efficient motors are suitable for use in adjustable speed applications per NEMA MG 1 Part 30.
(4) Except for IDCRPM281254 which is 4:1
(5) Speed ranges may vary by model. Contact your sales representative to ensure the motor needed will meet the turndown requirements.

NEW!

EC Titanium™ motor, Inverter Duty®, three phase, totally enclosed

1 to 20 Hp

BALDOR · RELIANCE
SHAFT GROUNDING BRUSH
INSTALLED
LB1508

IP54

Features:

- IE5+ Motor Efficiency
- FASR - Ferrite Assisted Synchronous Reluctance Rotor
- Class F Insulation with Class B Motor temperature rise
- IP54 Motor Enclosure with shaft seal
- Internal grounding brush for bearing current mitigation on DE retainer ring
- For inverter use only per NEMA MG1 Part 31.4.4.2
- 1.5 Service Factor Design
- Designed for longevity with 3 year warranty

Applications:

- Fans
- Pumps
- Blowers
- Unit Handling
- HVAC Systems
- Variable Speed Applications
- General Purpose Applications
- Compressors

Hp	Base Speed RPM	C.H. Speed RPM	NEMA Frame	Enclosure	Catalog Number (b)	List Price	Disc. Sym.	"C" Dim.	Aprx. Wt. (lb)	Full Load Eff.	Voltage	Full Load Amps	Notes (a)
1	1800	4000	143	TEFC	**ECS101M0H1DF4**	1,032	EC1	12.29	28	89.3%	230/460	2.3/1.2	1, 37
2	1800	4000	145	TEFC	**ECS101M0H2DF4**	1,132	EC1	12.29	35	90.7%	230/460	4.5/2.3	1, 37
3	1800	4000	145	TEFC	**ECS101M0H3DF4**	1,187	EC1	13.29	44	91.4%	230/460	7.0/3.5	1, 37
3	1800	4000	182	TEFC	**ECS101M0H3EF4**	1,241	EC1	16.54	59	92.8%	230/460	7.3/3.7	1
5	1800	4000	145	TEFC	**ECS101M0H5DF4**	1,290	EC1	15.54	64	93.0%	230/460	10.4/5.2	1, 37
5	1800	4000	184	TEFC	**ECS101M0H5EF4**	1,338	EC1	16.54	68	93.7%	230/460	10.5/5.3	1
7 1/2	1800	4000	184	TEFC	**ECS101M0H7EF4**	1,611	EC1	18.04	92	94.0%	230/460	17.5/8.8	1
7 1/2	1800	3000	213	TEFC	**ECS101M0H7FF4**	1,884	EC1	17.89	105	94.0%	230/460	17.4/8.7	1
10	1800	3000	213	TEFC	**ECS101M0H10FF4**	2,228	EC1	19.02	123	94.8%	230/460	22.0/11.0	1
15	1800	3000	215	TEFC	**ECS101M0H15FF4**	3,094	EC1	21.96	168	95.6%	230/460	34.8/17.4	1
20	1800	3000	215	TEFC	**ECS101M4H20FF4**	3,365	EC1	23.51	218	95.9%	460	21.6	1, 82

(a) See notes on inside back flap.
(b) FASR – Ferrite Assisted Permanent Magnet, Syncronous Reluctance Rotor
Red catalog number indicates **NEW** product.
For EC Titanium Mod Express®, contact your local sales office.

NEW!

NEW!

EC Titanium™, Top Mount Integrated Drive Motor, three phase, totally enclosed

1 to 10 Hp

IP54

Features:

- Permanenant Magnet PWM AC Drive Control
- IP54 Gasket Plastic Cover Enclosure
- Built-in ABB Ability and Bluetooth communications
- Serial Modbus RJ45 Interface
- 2 Digital Inputs, 2 Configurable Inputs (Analog or Digital)
- 1 Relay Ouput
- IE5+ Motor Efficiency
- Class F Insulation with Class B Motor temperature
- Internal grounding brush for bearing current mitigation
- Motor rated for inverter use per NEMA MG1 Part 31.4.4.2

Applications:

- Fans
- Pumps
- Blowers
- Unit Handling
- HVAC Systems
- Variable Speed Applications
- General Purpose Applications
- Compressors

Hp	Base Speed RPM	C.H. Speed RPM	NEMA Frame	Enclosure	Catalog Number	List Price	Disc. Sym.	"C" Dim.	Aprx. Wt. (lb)	Full Load Eff.	Voltage	Motor Input Amps	Drive Module (b)	Drive Output Amps	Notes (a)
1-phase 100V...115V AC (+/-10%) - 3 Phase 230V Output															
1	1800	4000	143	TEFC	**ECS100T1H1DF4**	1,725	EC2	12.37	35	89.3%	115	2.4	ECI1A3P2	3.2	2, 37, 68
1-phase 200...240V AC (+/-10%) - 3 Phase 230V Output															
1	1800	4000	143	TEFC	**ECS100T8H1DF4**	1,725	EC2	12.37	35	89.3%	230	2.4	ECI8A7P0	7.0	2, 37, 68
2	1800	4000	145	TEFC	**ECS100T8H2DF4**	2,004	EC2	12.37	41	90.7%	230	4.4	ECI8A7P0	7.0	2, 37, 68
3-phase 200...240V AC (+/-10%) - 3 Phase 230V Output															
1	1800	4000	143	TEFC	**ECS100T2H1DF4**	1,725	EC2	12.37	35	89.3%	230	2.4	ECI2A4P3	4.3	2, 37, 68
2	1800	4000	145	TEFC	**ECS100T2H2DF4**	2,004	EC2	12.37	41	90.7%	230	4.3	ECI2A7P0	7.0	2, 37, 68
3	1800	4000	182	TEFC	**ECS100T2H3EF4**	2,267	EC2	16.71	66	92.8%	230	7.3	ECI2A10P5	10.5	2, 68
5	1800	4000	184	TEFC	**ECS100T2H5EF4**	2,400	EC2	16.71	77	93.7%	230	10.5	ECI2A10P5	10.5	2, 68
3-phase 380...480V AC (+/-10%) - 3 Phase 460V Output															
1	1800	4000	143	TEFC	**ECS100T4H1DF4**	1,725	EC2	12.37	35	89.3%	460	1.2	ECI4A2P2	2.2	2, 37, 68
2	1800	4000	145	TEFC	**ECS100T4H2DF4**	1,883	EC2	12.37	41	90.7%	460	2.2	ECI4A2P2	2.2	2, 37, 68
3	1800	4000	145	TEFC	**ECS100T4H3DF4**	2,254	EC2	13.37	47	91.4%	460	3.5	ECI4A4P1	4.1	2, 37, 68
3	1800	4000	182	TEFC	**ECS100T4H3EF4**	2,267	EC2	16.71	66	92.8%	460	3.7	ECI4A4P1	4.1	2, 68
5	1800	4000	184	TEFC	**ECS100T4H5EF4**	2,400	EC2	16.71	77	93.7%	460	5.3	ECI4A5P8	5.8	2, 68
7 1/2	1800	4000	184	TEFC	**ECS100T4H7EF4**	2,988	EC2	18.21	106	94.0%	460	8.8	ECI4A9P5	9.5	2, 68
7 1/2	1800	3000	213	TEFC	**ECS100T4H7FF4**	3,208	EC2	18.10	111	94.7%	460	8.6	ECI4A9P5	9.5	2, 68
10	1800	3000	215	TEFC	**ECS100T4H10FF4**	3,779	EC2	19.23	132	94.8%	460	11.0	ECI4A12P0	12.0	2, 68

(a) See notes on inside back flap.
(b) Integrated Drive Model – available as a renewal parts replacement assembly
Red catalog number indicates **NEW** product.
For EC Titanium Mod Express®, contact your local sales office.

NEW!

NEW!

EC Titanium™, Axial Mount Integrated Drive Motor, three phase, totally enclosed

1 to 7.5 Hp

BALDOR · RELIANCE®
SHAFT GROUNDING BRUSH
INSTALLED
LB1508

IP54

Features:

- Permanenant Magnet PWM AC Drive Control
- IP54 Gasket Plastic Cover Enclosure
- Built-in ABB Ability and Bluetooth communications
- Serial Modbus RJ45 Interface
- 2 Digital Inputs, 2 Configurable Inputs (Analog or Digital)
- 1 Relay Ouput
- IE5+ Motor Efficiency
- Class F Insulation with Class B Motor temperature
- Internal grounding brush for bearing current mitigation
- Motor rated for inverter use per NEMA MG1 Part 31.4.4.2

Applications:

- Fans
- Pumps
- Blowers
- Unit Handling
- HVAC Systems
- Variable Speed Applications
- General Purpose Applications
- Compressors

Hp	Base Speed RPM	C.H. Speed RPM	NEMA Frame	Enclosure	Catalog Number	List Price	Disc. Sym.	"C" Dim.	Aprx. Wt. (lb)	Full Load Eff.	Motor Input Amps	Drive Input Voltage	Drive Module (b)	Drive Output Amps	Notes (a)
1-phase 100V...115V AC (+/-10%) - 3 Phase 230V Output															
1	1800	4000	143	TEFC	**ECS100T1H1DF4**	1,725	EC3	16.71	35	89.3%	2.4	115	ECI1A3P2	3.2	2, 37, 68
1-phase 200...240V AC (+/-10%) - 3 Phase 230V Output															
1	1800	4000	143	TEFC	**ECS100A8H1DF4**	1,725	EC3	16.71	35	89.3%	2.4	230	ECI8A7P0	7.0	2, 37, 68
2	1800	4000	145	TEFC	**ECS100A8H2DF4**	2,004	EC3	16.71	38	90.7%	4.4	230	ECI8A7P0	7.0	2, 37, 68
3-phase 200...240V AC (+/-10%) - 3 Phase 230V Output															
1	1800	4000	143	TEFC	**ECS100A2H1DF4**	1,725	EC3	16.71	35	89.3%	2.4	230	ECI2A4P3	4.3	2, 37, 68
2	1800	4000	145	TEFC	**ECS100A2H2DF4**	2,004	EC3	16.71	38	90.7%	4.3	230	ECI2A7P0	7.0	2, 37, 68
3	1800	4000	182	TEFC	**ECS100A2H3EF4**	2,267	EC3	22.25	66	92.8%	7.3	230	ECI2A10P5	10.5	2, 68
5	1800	4000	184	TEFC	**ECS100A2H5EF4**	2,400	EC3	22.25	76	93.7%	10.5	230	ECI2A10P5	10.5	2, 68
3-phase 380...480V AC (+/-10%) - 3 Phase 460V Output															
1	1800	4000	143	TEFC	**ECS100A4H1DF4**	1,725	EC3	16.71	35	89.3%	1.2	460	ECI4A2P2	2.2	2, 37, 68
2	1800	4000	145	TEFC	**ECS100A4H2DF4**	1,883	EC3	16.71	38	90.7%	2.2	460	ECI4A2P2	2.2	2, 37, 68
3	1800	4000	145	TEFC	**ECS100A4H3DF4**	2,254	EC3	16.71	46	91.4%	3.5	460	ECI4A4P1	4.1	2, 37, 68
3	1800	4000	182	TEFC	**ECS100A4H3EF4**	2,267	EC3	22.25	66	92.8%	3.7	460	ECI4A4P1	4.1	2, 68
5	1800	4000	182	TEFC	**ECS100A4H5EF4**	2,400	EC3	22.25	76	93.7%	5.3	460	ECI4A5P8	5.8	2, 68
7 1/2	1800	4000	184	TEFC	**ECS100A4H7EF4**	2,988	EC3	23.76	101	94.0%	8.8	460	ECI4A9P5	9.5	2, 68

(a) See notes on inside back flap.
(b) Integrated Drive Model – available as a renewal parts replacement assembly
Red catalog number indicates **NEW** product.
For EC Titanium Mod Express®, contact your local sales office.

NEW!

EC Titanium™ programming keypad and cable kits

Remote keypad **ECS100L**

- Designed for programming and control of the EC Titanium™.
- Kits comes with a 3-meter RJ45 cable

Copysticks **ECS100B**

- The COPYSTICK2 is used for fast and accurate repeat drive programming.
- Includes Bluetooth capability and communication status LED indication.
- LED indicators for parameter upload and download.
- Lock/Unlock function to prevent parameter overwrite.

RJ45 to USB Cable **ECS100U**

- PC Connection Kit, Isolated RJ45 to USB 3-meter Cable for ECM Software Tools.
- This kit is used when programming the drive with the PC Software Tools.
- High quality electrical separation between PC and Drive.
- Isolation voltage 2.5 vrms / 1 minute
- +/-15 kV ESD protection on RS485 pins
- Visual indicators (LED): 2 (Rx and Tx)
- Speed: up to 1 Mbps

Catalog Number	Description	List Price	Disc. Sym.	Ap'x Shpg. Wgt.
ECS100L	Remote Keypad	100	SVC	1
ECS100B	Copystick	220	SVC	1
ECS100U	RJ45 to USB Cable	445	SVC	1

Red catalog number indicates **NEW** product.

NEW!

RPM AC, Inverter Duty®, three phase

5 thru 1000 Hp

Features:

- Power dense square laminated frame
- 1000:1 constant torque
- Class H, 40C, 1.0 SF
- 3 thermostats, one per phase
- For use on inverter only
- Induction and caged-IPM rotors

Applications:

- Extruders, conveyors, crane and hoist
- Web processing, process control, test stands
- Winders
- Centrifugal pumps and fans

Hp	Base Speed RPM	NEMA Frame	Enclosure	Catalog Number (b)	List Price	Disc. Sym.	Rotor Typer	"C" Dim.	Aprx. Wt. (lb)	Voltage	Full Load Amps	Notes (a)
5	1800	FL1838C	TENV	**IDNRPM18054C**	3,776	RP4	Induction	18.37	143	230/460	7.2	90
7 1/2	1800	FL1852C	TENV	**IDNRPM18074C**	4,341	RP4	Induction	21.87	194	230/460	11	91
10	1800	FL1844C	TEFC	**IDFRPM18104C**	4,757	RP3	Induction	23.26	179	230/460	13.9	91
		FL1838	TEFC	**IDCRPM18104**	5,708	RP3	Caged-IPM	21.76	158	460	10	106
		FL2162C	TENV	**IDNRPM21104C**	5,140	RP4	Induction	23.11	280	230/460	13.6	91
15	1800	FL1844C	TEBC	**IDBRPM18154C**	4,658	RP2	Induction	25.33	180	460	21	92
		FL1844C	TEFC	**IDCRPM18154**	7,109	RP3	Caged-IPM	23.26	180	460	15	106
		FL2162C	TEFC	**IDFRPM21154C**	5,924	RP3	Induction	26.49	290	460	20	92
20	1800	FL1852C	TEBC	**IDBRPM18204C**	5,132	RP2	Induction	27.33	209	460	27	92
		FL1848	TEFC	**IDCRPM18204**	7,109	RP3	Caged-IPM	24.26	194	460	20	106
		FL2162C	TEFC	**IDFRPM21204C**	5,924	RP3	Induction	26.49	290	460	27	92
25	1800	FL2162C	TEBC	**IDBRPM21254C**	5,974	RP2	Induction	28.55	290	460	34	92
		FL1844C	DPG-FV	**IDDRPM18254C**	5,401	RP1	Induction	19.87	200	460	33	92
		FL2158	TEFC	**IDCRPM21254**	7,678	RP3	Caged-IPM	25.49	270	460	25	106
		FL2173C	TEFC	**IDFRPM21254C**	6,398	RP3	Induction	29.50	355	460	34	92
30	1800	FL2162C	TEBC	**IDBRPM21304C**	5,974	RP2	Induction	28.55	290	460	40	92
		FL1852C	DPG-FV	**IDDRPM18304C**	5,620	RP1	Induction	21.87	230	460	39	92
		FL2162C	TEFC	**IDCRPM21304**	8,081	RP3	Caged-IPM	26.49	290	460	30	106
		FL2570C	TEFC	**IDFRPM25304C**	6,734	RP3	Induction	29.79	475	460	39	92
40	1800	FL2173	TEBC	**IDBRPM21404**	6,601	RP2	Induction	31.31	355	460	51	93
		RL2162	DPG-FV	**IDDRPM21404**	6,547	RP1	Induction	23.12	305	460	52	93
		FL2562	TEFC	**IDCRPM25404**	8,790	RP3	Caged-IPM	27.79	410	460	40	106
		FL2586	TEFC	**IDFRPM25404**	7,325	RP3	Induction	33.79	605	460	51	93
50	1800	FL2570	TEBC	**IDBRPM25504**	7,361	RP2	Induction	31.85	475	460	65	93
		RL2168	DPG-FV	**IDDRPM21504**	8,813	RP1	Induction	24.62	345	460	62	93
		FL2570	TEFC	**IDCRPM25504**	12,000	RP3	Caged-IPM	29.79	475	460	50	106
		FL2882	TEFC	**IDFRPM28504**	12,511	RP3	Induction	34.59	720	460	64	93
	1200	RL2570	DPG-FV	**IDDRPM25506**	10,583	RP1	Induction	26.38	480	460	64	93
60	1800	FL2578	TEBC	**IDBRPM25604**	10,865	RP2	Induction	33.85	540	460	75	93
		FL2873	TEFC	**IDCRPM28604**	15,014	RP3	Caged-IPM	32.34	635	460	60	106
		RL2168	DPG-FV	**IDDRPM21604**	8,813	RP1	Induction	24.62	345	460	74	93
		FL2890	TEFC	**IDFRPM28604**	12,511	RP3	Induction	36.59	795	460	76	93
	1200	RL2578	DPG-FV	**IDDRPM25606**	12,832	RP1	Induction	28.38	545	460	73	93
75	1800	FL2586	TEBC	**IDBRPM25754**	12,977	RP2	Induction	35.85	605	460	95	93
		RL2570	DPG-FV	**IDDRPM25754**	10,583	RP1	Induction	26.38	480	460	95	93
		FL2882	TEFC	**IDCRPM28754**	17,397	RP3	Caged-IPM	34.59	720	460	75	106
		FL2898	TEFC	**IDFRPM28754**	14,947	RP3	Induction	38.59	880	460	94	93
	1200	RL2586	DPG-FV	**IDDRPM25756**	17,004	RP1	Induction	30.38	615	460	91	93
100	1800	FL2890	TEBC	**IDBRPM281004R1**	14,687	RP2	Induction	41.11	805	460	124	93
		FL2890	TEFC	**IDCRPM281004**	22,782	RP3	Caged-IPM	38.59	880	460	100	106
		RL2578	DPG-FV	**IDDRPM251004**	12,832	RP1	Induction	28.38	545	460	119	93
	1200	RL2882	DPG-FV	**IDDRPM281006**	18,985	RP1	Induction	31.14	770	460	124	93

(a) See notes on inside back flap.
(b) The "R1" suffix indicates the latest revision FL or RL from the previous L frame design
Red catalog number indicates **NEW** product.
All TEBC and DPG-FV have integral blower rated 230/460 volts 3 phase. All TENV, TEFC and TEBC have top mounted conduit box. All DPG-FV are F1.
Encoder mounting provisions - include machined ODE bracket and shaft tapped for stub shaft.
For closed loop control see encoder feedback kits for use with ID-RPM AC motors.
For RPM AC Mod Express®, contact your local sales office.

RPM AC, Inverter Duty®, three phase

Hp	Base Speed RPM	NEMA Frame	Enclosure	Catalog Number (b)	List Price	Disc. Sym.	Rotor Typer	"C" Dim.	Aprx. Wt. (lb)	Voltage	Full Load Amps	Notes (a)
125	1800	FL2898	TEBC	**IDBRPM281254**	15,542	RP2	Induction	43.11	890	460	156	93
		FL2898	TEFC	**IDCRPM281254**	27,226	RP3	Caged-IPM	38.59	880	460	125	106
		RL2586	DPG-FV	**IDDRPM251254**	17,004	RP1	Induction	30.38	615	460	148	93
	1200	RL2898	DPG-FV	**IDDRPM281256**	24,751	RP1	Induction	35.14	930	460	150.9	93
150	1800	FL3203	TEBC	**IDBRPM321504R1**	21,768	RP2	Induction	55.13	1310	460	177	93
		RL2882	DPG-FV	**IDDRPM281504**	18,985	RP1	Induction	31.14	770	460	180	93
	1200	RL3203	DPG-FV	**IDDRPM321506R1**	29,124	RP1	Induction	39.88	1185	460	180	93
200	1800	FL3698	TEBC	**IDBRPM362004R1**	30,155	RP2	Induction	56.30	1950	460	227	93
		RL2898	DPG-FV	**IDDRPM282004**	24,751	RP1	Induction	35.14	930	460	237	93
	1200	RL3213	DPG-FV	**IDDRPM322006R1**	33,915	RP1	Induction	42.38	1325	460	236	93
250	1800	FL3614	TEBC	**IDBRPM362504R1**	32,217	RP2	Induction	43.47	2000	460	283	93
		RL3203	DPG-FV	**IDDRPM322504R1**	29,124	RP1	Induction	39.88	1185	460	295	93
	1200	RL3698	DPG-FV	**IDDRPM362506R1**	36,923	RP1	Induction	39.47	1680	460	289	93
300	1800	FL4034	TEBC	**IDBRPM403004R1**	40,338	RP2	Induction	65.46	2620	460	336	93
		RL3213	DPG-FV	**IDDRPM323004R1**	33,915	RP1	Induction	42.38	1325	460	350	93
	1200	RL3614	DPG-FV	**IDDRPM363006R1**	42,946	RP1	Induction	43.47	2000	460	360	93
350	1800	RL3698	DPG-FV	**IDDRPM363504R1**	36,923	RP1	Induction	39.47	1680	460	401	93
400	1800	RL3614	DPG-FV	**IDDRPM364004R1**	42,947	RP1	Induction	43.47	2000	460	477	93
		FL4440	TEBC	**IDBRPM444004**	61,911	RP2	Induction	78.57	3940	460	479	93
	1200	RL4034	DPG-FV	**IDDRPM404006R1**	56,693	RP1	Induction	48.62	2530	460	451	93
500	1800	FL4451	TEBC	**IDBRPM445004**	69,936	RP2	Induction	78.57	4260	460	591	93
		RL4022	DPG-FV	**IDDRPM405004R1**	49,818	RP1	Induction	45.62	2260	460	557	93
	1200	RL4461	DPG-FV	**IDDRPM445006R1**	108,101	RP1	Induction	63.61	3505	460	669	93
600	1800	RL4046	DPG-FV	**IDDRPM406004R1**	69,117	RP1	Induction	48.62	2530	460	666	93
700	1800	RL4058	DPG-FV	**IDDRPM407004R1**	72,570	RP1	Induction	54.62	3080	460	875	94
1000	1800	RL4461	DPG-FV	**IDDRPM4410004R1**	108,101	RP1	Induction	63.61	3505	460	1202	94

(a) See notes on inside back flap.
(b) The "R1" suffix indicates the latest revision FL or RL from the previous L frame design
Red catalog number indicates **NEW** product.
All TEBC and DPG-FV have integral blower rated 230/460 volts 3 phase. All TENV, TEFC and TEBC have top mounted conduit box. All DPG-FV are F1.
Encoder mounting provisions - include machined ODE bracket and shaft tapped for stub shaft.
For closed loop control see encoder feedback kits for use with ID-RPM AC motors.
For RPM AC Mod Express®, contact your local sales office.

RPM AC, Vector Duty®, three phase, totally enclosed

5 thru 200 Hp

Features:

- Power dense square laminated frame
- 1000:1 constant torque
- Class H, 40C, 1.0 SF
- 3 thermostats, one per phase
- Speed feedback device included (b)
- For use on inverter only
- Induction and salient pole-IPM rotors

Applications:

- Extruders, conveyors, crane and hoist, winders
- Web processing, process control, test stands
- Centrifugal pumps and fans

Hp	Base Speed RPM	NEMA Frame	Enclosure	Catalog Number	List Price	Disc. Sym.	Rotor Type	"C" Dim.	Aprx. Wt. (lb)	Voltage	Full Load Amps	Notes (a)
5	1800	FL1838C	TENV	**ZDNRPM18054C**	5,863	RP4	Induction	17.87	143	230/460	7.2	90
7 1/2	1800	FL1852C	TENV	**ZDNRPM18074C**	6,428	RP4	Induction	21.87	194	230/460	11	91
10	1800	FL1844C	TEFC	**ZDFRPM18104C**	6,959	RP3	Induction	23.26	179	230/460	13.9	91
		FL1831C	TEBC	**ZDPM18010C-BV**	7,233	RP2	IPM	22.08	132	230/460	10.6	91
		FL2162C	TENV	**ZDNRPM21104C**	7,228	RP4	Induction	22.73	280	230/460	13.6	91
15	1800	FL1844C	TEBC	**ZDBRPM18154C**	6,744	RP2	Induction	25.33	180	460	21	92
		FL1838C	TEBC	**ZDPM18015C-BV**	7,315	RP2	IPM	22.71	158	460	16	92
20	1800	FL1852C	TEBC	**ZDBRPM18204C**	7,220	RP2	Induction	27.96	209	460	27	92
		FL1844C	TEBC	**ZDPM18020C-BV**	8,892	RP2	IPM	25.96	180	460	21.7	92
		FL2162C	TEFC	**ZDFRPM21204C**	8,508	RP3	Induction	28.55	290	460	27	92
25	1800	FL2173C	TEFC	**ZDFRPM21254C**	8,600	RP3	Induction	31.31	355	460	34	92
		FL1852C	TEBC	**ZDPM18025C-BV**	8,913	RP2	IPM	27.96	209	460	26.6	92
30	1800	FL2162C	TEBC	**ZDBRPM21304C**	8,062	RP2	Induction	28.55	290	460	40	92
		FL1852C	TEBC	**ZDPM18030C-BV**	8,913	RP2	IPM	27.96	209	460	32.3	92
		FL2570C	TEFC	**ZDFRPM25304C**	8,936	RP3	Induction	29.54	475	460	39	92
40	1800	FL2173	TEBC	**ZDBRPM21404**	8,489	RP2	Induction	31.31	355	460	51	93
		FL2162	TEBC	**ZDPM21040-BV**	9,339	RP2	IPM	28.55	290	460	43.2	93
		FL2586	TEFC	**ZDFRPM25404**	9,318	RP3	Induction	35.85	605	460	51	93
50	1800	FL2570	TEBC	**ZDBRPM25504**	9,250	RP2	Induction	31.85	475	460	65	93
		FL2168	TEBC	**ZDPM21050-BV**	9,674	RP2	IPM	30.06	325	460	53.4	93
60	1800	FL2578	TEBC	**ZDBRPM25604**	12,754	RP2	Induction	33.85	540	460	75	93
		FL2173	TEBC	**ZDPM21060-BV**	10,597	RP2	IPM	31.31	355	460	65.7	93
75	1800	FL2586	TEBC	**ZDBRPM25754**	14,865	RP2	Induction	35.85	605	460	95	93
		FL2578	TEBC	**ZDPM25075-BV**	17,411	RP2	IPM	33.85	540	460	81.8	93
100	1800	FL2890	TEBC	**ZDBRPM281004R1**	16,574	RP2	Induction	41.27	805	460	124	93
		FL2586	TEBC	**ZDPM25100-BV**	18,448	RP2	IPM	35.85	605	460	110.6	93
125	1800	FL2898	TEBC	**ZDBRPM281254**	17,431	RP2	Induction	43.27	890	460	156	93
		FL2882	TEBC	**ZDPM28125-BV**	19,486	RP2	IPM	39.27	730	460	137	93
150	1800	FL2890	TEBC	**ZDPM28150-BV**	20,523	RP2	IPM	41.27	805	460	168	93

(a) See notes on inside back flap.
(b) Induction motor feedback BEI HS35 1024PPR encoder, IPM motor feedback Dynapar HS25 resolver.
Red catalog number indicates **NEW** product.
All TEBC have integral blower rated 230/460 volts 3 phase.
Continuous constant torque to zero speed

Encoder feedback kits

Includes all mounting hardware and mating connector.
The following kits for use with RPM AC motors on previous pages.

Catalog Number	Motor Enclosure	Manufacturer	Type	PPR	Frame Size	Mag or Optical	Conn Type	Input Voltage VDC	List Price	Disc. Sym.	Ap'x. Shpg. Wgt.
417077-136	TENV, DPFV	BEI	HS35	1024	FL180 - FL/RL440	O	MS-ST	5 - 15	1,442	SVC	5
417077-208TL	TENV, DPFV	BEI	HS35	1024	FL180 - FL/RL440	O	MS-TL	5 - 28	1,442	SVC	5
417077-153	TENV, DPFV	Dynapar	H20	1024	FL180 - FL/RL440	O	MS-ST	5 - 15	1,598	SVC	9
417077-156	TENV, DPFV	Dynapar	ST67	1024	FL180 - FL/RL440	M	Latch	5 - 15	2,367	SVC	9
417077-242TL	TENV, DPFV	Dynapar	HS35R	1024	FL180 - FL/RL440	O	MS-TL	5 - 26	1,442	SVC	6
417077-170	TENV, DPFV	Avtron	HS35M	1024	FL180 - FL/RL440	M	MS-ST	5 - 24	1,442	SVC	10
417077-133	TEFC	BEI	HS35	1024	FL180 - FL440	O	MS-ST	5 - 15	1,442	SVC	5
417077-165	TEBC	BEI	HS35	1024	FL180	O	MS-ST	5 - 15	1,442	SVC	10
417077-188	TEBC	BEI	HS35	1024	FL210	O	MS-ST	5 - 15	1,442	SVC	15
417077-189	TEBC	BEI	HS35	1024	FL250	O	MS-ST	5 - 15	1,442	SVC	15
417077-212TL	TEBC	BEI	HS35	1024	FL250	O	MS-TL	5 - 28	1,442	SVC	15
417077-213TL	TEBC	BEI	HS35	1024	FL280	O	MS-TL	5 - 28	1,442	SVC	15
417077-244	TEBC	BEI	HS35	1024	FL320 - FL440	O	MS-TL	5 - 28	1,442	SVC	5
417077-167	TEBC	Dynapar	H20	1024	FL180	O	MS-ST	5 - 15	1,598	SVC	10
417077-151	TEBC	Dynapar	H20	1024	FL210	O	MS-ST	5 - 15	2,060	SVC	20
417077-191	TEBC	Dynapar	H20	1024	FL250	O	MS-ST	5 - 15	2,060	SVC	20
417077-168	TEBC	Dynapar	ST67	1024	FL180	M	Latch	5 - 15	2,367	SVC	20
417077-192	TEBC	Dynapar	ST67	1024	FL210	M	Latch	5 - 15	2,367	SVC	20
417077-168	TEBC	Dynapar	ST67	1024	FL250	M	Latch	5 - 15	2,367	SVC	20
417077-206	TEBC	Dynapar	ST67	1024	FL280	M	Latch	5 - 15	2,367	SVC	20
417077-245	TEBC	Dynapar	ST67	1024	FL320 - FL440	M	Latch	5 - 15	2,250	SVC	9
417077-173	TEBC	Avtron	HS35M	1024	FL180	M	MS-ST	5 - 24	2,150	SVC	10
417077-182	TEBC	Avtron	HS35M	1024	FL210	M	MS-ST	5 - 24	2,150	SVC	15
417077-183	TEBC	Avtron	HS35M	1024	FL250	M	MS-ST	5 - 24	2,150	SVC	15
417077-205	TEBC	Avtron	HS35M	1024	FL280	M	MS-ST	5 - 24	2,150	SVC	15
417077-246	TEBC	Avtron	HS35M	1024	FL320 - FL440	M	MS-ST	5 - 24	2,150	SVC	10
417077-300	TENV, DPFV	Avtron	HS35M	2048	FL180 - FL/RL440	M	Latch	5-24V	2,595	SVC	5
417077-301	TEBC	Avtron	HS35M	2048	FL180	M	Latch	5-24V	3,420	SVC	13
417077-302	TEBC	Avtron	HS35M	2048	FL210	M	Latch	5-24V	3,420	SVC	15
417077-303	TEBC ONLY	Avtron	HS35M	2048	FL250	M	Latch	5-24V	3,420	SVC	15
417077-304	TEBC ONLY	Avtron	HS35M	2048	FL280	M	Latch	5-24V	3,420	SVC	15
417077-305	TEBC ONLY	Avtron	HS35M	2048	FL320	M	Latch	5-24V	3,220	SVC	5

Encoder feedback kits RPM AC designs

Catalog Number	Motor Enclosure	Type	Frame Size	Mfg.	Mag or Optical	Conn Type	Input Voltage VDC	List Price	Disc. Sym.	Ap'x. Shpg. Wgt.
417077-153	DPFV	H20	FL180-RL280 (2)	Dynapar	O	MS-ST	5-15	1,598	SVC	9
417708-85	DPFV	H20	L280-L400	Dynapar	O	MS-ST	5-15	1,598	SVC	5
417077-156	DPFV	RL67	FL180-RL280 (2)	Dynapar	M	Latch	5-15	2,060	SVC	9
417708-87	DPFV	RL67	L280-L400	Dynapar	M	Latch	5-15	2,060	SVC	6
417708-120	DPFV	RL67	L440	Dynapar	M	Latch	5-15	2,060	SVC	23

(1) Includes FL180, FL210, FL250, RL210, RL250, FL280, RL280, FDL11, FDL13, FDL16, FDL18, RDL13, RDL16 and RDL18.
(2) Includes FL180, RL210, RL250, RL280, FDL11, RDL13, RDL16 and RDL18

Encoder mounting kits – no encoder

Kit includes stub shaft only (no encoder)
Unmounted – for RPM AC motor frames FL180-L440

Encoder (reference)	Frame	Enclosure	Catalog Number	List Price	Disc. Sym.
BEI HS35 (1 inch dia.)	FL180-FL/RL250 (3)	DPFV,TENV,TEFC,TEBC (2)	**417708-201**	340	SVC
	FL/RL280 thru L400	DPFV & TEBC (2)	**417708-202**	340	SVC
	L440	DPFV & TEAO-P/B	**417708-203**	340	SVC

(2) Note: encoder addition requires an extended blower cover on TEBC motors in all frames except L320. Cover is included in complete kits only.
(3) Includes FL180, FL210, FL250, RL210, RL250

Encoder mounting kits – no encoder

Kit to include 5/8″ dia. stub shaft and extended blower shroud when required

Catalog Number	Motor Enclosure	Type	Frame Size	Mfg.	List Price	Disc. Sym.	Ap'x. Shpg. Wgt.
417708-184	TENV, DPFV	HS35M	FL180 - FL/RL440	Avtron	687	SVC	3
417708-185	TEBC	HS35M	FL180-FL440	Avtron	796	SVC	11
417708-186	TEBC	HS35M	FL210	Avtron	801	SVC	13
417708-187	TEBC	HS35M	FL250	Avtron	882	SVC	13
417708-188	TEBC	HS35M	FL280	Avtron	868	SVC	13
417708-189	TEBC	HS35M	FL320-FL440	Avtron	594	SVC	3

RPM AC slide bases

Application: Used for adjustable belt tension on belted application not suitable for wall or ceiling mounting.

Frame	Catalog Number	List Price	Disc. Sym.	Dimension Sheet	Approx. Wt. (Lb.)
FL1831	**419914-9A**	469	SVC	609957-9	13
FL1838	**419914-9B**	469	SVC	609957-9	14
FL1844	**419914-9C**	469	SVC	609957-9	15
FL1852	**419914-9D**	469	SVC	609957-9	17
FL/RL2153	**419914-10A**	469	SVC	609957-10	39
FL/RL2158	**419914-10B**	469	SVC	609957-10	27
FL/RL2162	**419914-10D**	547	SVC	609957-10	48
FL/RL2168	**419914-10L**	547	SVC	609957-10	52
FL/RL2173	**419914-10M**	547	SVC	609957-10	28
FL/RL2570	**419914-10G**	547	SVC	609957-10	55
FL/RL2578	**419914-10N**	1,525	SVC	609957-10	58
FL/RL2586	**419914-10P**	1,485	SVC	609957-10	56
FL/RL/L2882	**419914-10K**	1,006	SVC	609957-10	80
FL/RL/L2890	**419914-10R**	1,006	SVC	609957-10	80
FL/RL/L2898	**419914-10S**	1,006	SVC	609957-10	90
FL/RL3203	**419914-11P**	1,110	SVC	609977-10	90
FL/RL3213	**419914-11R**	1,110	SVC	609977-10	90
UFL/URL3698	**419914011M**	1,300	SVC	609977-10	105
UFL/URL3614	**419914-11N**	1,300	SVC	609977-10	124
UFL/URL4034	**419914011F**	2,476	SVC	609977-10	132
UFL/URL4046	**419914-11G**	2,476	SVC	609977-10	141
UFL/URL4429	**419914011H**	4,672	SVC	609977-10	140
UFL/URL4440	**419914011J**	4,672	SVC	609977-10	150
UFL/URL4451	**419914011K**	4,672	SVC	609977-10	160
UFL/URL4461	**419914011L**	4,672	SVC	609977-10	165

Red catalog number indicates **NEW** product.

RPM AC filter kits

Application: For use with DPFV enclosures

Frame	Catalog Number	List Price	Disc. Sym.	Description	Approx. Wt. (Lb.)
FL180	**417077-57**	911	SVC	Washable Wire Mesh Canister Type	2
RL210	**417077-59**	911	SVC	Washable Wire Mesh Canister Type	4
RL250	**417077-59**	911	SVC	Washable Wire Mesh Canister Type	4
RL280	**417077-59**	911	SVC	Washable Wire Mesh Canister Type	4
RL320	**417077-59**	911	SVC	Washable Wire Mesh Canister Type	4
RL360	**417077-102**	1,165	SVC	Washable Wire Mesh Canister Type	6
RL400	**417077-102**	1,642	SVC	Washable Wire Mesh Canister Type	6
RL440	**417077-124**	1,893	SVC	Square Replaceable Polyester Type	18

RPM AC mounting conversion kits for FL180 - FL280 frames

Kits are for relocation of the conduit box of stock FL180 - FL280 frame motors as noted.
Installation of this kit requires complete disassembly/reassembly of motor. Price is for kit only.

Frame	Catalog Number	List Price	Disc. Sym.	Enclosure	Relocate Conduit Box:
For FL180-FL280 frames					
FL180	**417077-184**	836	SVC	TENV, TEBC, TEFC	From Top to F-1 or F-2
FL180	**417077-185**	1,188	SVC	DPFV	From F-1 to F-2
FL210	**417077-186**	836	SVC	TENV, TEBC, TEFC	From Top to F-1 or F-2
FL250	**417077-187**	870	SVC	TENV, TEBC, TEFC	From Top to F-1 or F-2
FL280	**417077-201**	1,730	SVC	TENV, TEBC, TEFC	From Top to F-1 or F-2
For RL210-RL280 frames					
RL250 thru RL2586	**417077-131**	875	SVC	DPFV	From F-1 to F-2
RL2153 thru RL2173	**417077-130**	695	SVC	DPFV	From Top to F-1 or F-2
RL2882 thru RL2898	**417077-202**	875	SVC	DPFV	From F-1 to F-2

Replacement blower kits for DPG-FV RPM AC motors

Kit includes blower motor and shroud, blower wheel and all mounting hardware. Filter is not included.

DPFV Frame	Catalog Number	List Price	Disc. Sym.
RL210	**417077-144**	897	SVC
RL250	**417077-145**	1,753	SVC
RL280	**419947-40**	1,747	SVC
RL360	**419947-41**	2,123	SVC
RL400	**419947-42**	2,324	SVC

Kit includes terminal box and blower motor only.

TEBC Frame	Catalog Number	List Price	Disc. Sym.
FL180 (3)	**417077-143**	897	SVC
FL/RL210-320(3)	**417077-141**	1,142	SVC

(3) Compact inline blower used on stock models (IP44 rating)
(4) Being phased out

Roller bearing kits for RPM AC motors

Catalog Number	Frame	Description	List	Disc. Sym.
418057-645	FL/RL280	Kit – Convert FL/RL280 to roller bearing	985	SVC
418057-786	FL/RL320	Kit – Convert FL/RL320 to roller bearing	972	SVC
418057-764	FL/RL360&400	Kit – Convert FL/RL360 & 400 to roller bearing	1,663	SVC
418057-501	FL/RL440	Kit – Convert FL/RL440 to roller bearing	2,766	SVC

Red catalog number indicates **NEW** product.

V*S Master Inverter Duty® motors, three phase, totally enclosed

1/3 thru 300 Hp

Features:

- TENV, TEFC and TEBC, 1000:1CT
- Provisions for encoder mounting
- 3 thermostats, one per phase
- Standard NEMA frame sizes

Applications:

- Extruders, conveyors, crane and hoist, winders
- Web processing, process control, test stands
- Centrifugal pumps and fans

Hp	Base Speed RPM	C.H. Speed RPM	NEMA Frame	Enclosure	Catalog Number	List Price	Disc. Sym.	"C" Dim.	Aprx. Wt. (lb)	Full Load Efficiency	Voltage	Full Load Amps	Notes (a)
1/3	1800	2700	56C	TENV	**IDVSNM3534**	510	VS4	13.84	32	80	230/460	0.6	2, 48
			56C	TENV	**IDNM3534**	510	VS4	13.84	33	80	230/460	0.6	2, 8, 60,106
1/2	1800	2700	56C	TENV	**IDVSNM3538**	596	VS4	13.84	35	84	230/460	0.9	2, 48
			56C	TENV	**IDNM3538**	596	VS4	13.84	31	80	230/460	0.8	2, 8, 60,106
			56C	TENV	**IDVSNM3538-5**	596	VS4	13.84	31	84	575	0.6	2,48
3/4	1800	2700	56C	TENV	**IDVSNM3542**	664	VS4	13.84	36	84	230/460	1.2	2, 48
			56C	TENV	**IDNM3542**	664	VS4	13.84	33	78.5	230/460	1.4	2, 8, 60,106
			56C	TENV	**IDVSNM3542-5**	664	VS4	13.84	35	84	575	0.9	2,48
1	1800	2700	56C	TENV	**IDVSNM3546**	1,079	VS4	14.84	45	87.5	230/460	1.5	2, 48
			56C	TENV	**IDVSNM3546-5**	1,079	VS4	14.84	45	87.5	575	1.2	2,48
			143TC	TENV	**IDVSNM3581T**	1,354	VS4	14.65	58	85.5	230/460	1.5	2, 48
			143TC	TENV	**IDNM3581T**	1,354	VS4	14.65	58	85.5	230/460	1.5	2, 8, 60,106
			143TC	TENV	**IDVSNM3581T-5**	1,354	VS4	14.65	58	85.5	575	1.2	2, 48
			143TC	TEBC	**IDM3581T**	1,789	VS2	19.00	65	87.5	230/460	1.5	2, 8,106
			143TC	TEBC	**IDM3581T-5**	1,789	VS2	19.02	65	85.5	575	1.2	2, 8,106
	1200	2800	145TC	TENV	**IDVSNM3582T**	2,097	VS4	14.65	61	82.5	230/460	1.8	2, 48
			145TC	TEBC	**IDM3582T**	2,101	VS2	19.02	68	82.5	230/460	1.8	2, 8,106
1 1/2	1800	2700	145TC	TENV	**IDVSNM3584T-5**	1,495	VS4	14.65	64	86.5	575	1.7	2, 48
			145TC	TENV	**IDVSNM3584T**	1,495	VS4	14.65	64	82.5	230/460	2.1	2, 48
			145TC	TENV	**IDNM3584T**	1,495	VS4	14.65	58	84	230/460	2.3	2, 8, 60,106
			145TC	TEBC	**IDM3584T**	1,892	VS2	19.02	70	88.5	230/460	2.1	2, 8,106
			145TC	TEBC	**IDM3584T-5**	1,892	VS2	19.02	70	88.5	575	1.7	2, 8,106
	1200	1800	182TC	TEBC	**IDM3667T**	2,507	VS2	21.71	107	87.5	230/460	2.5	2, 8,106
2	1800	2700	145TC	TENV	**IDVSNM3587T-5**	1,561	VS4	14.65	62	86.5	575	2.3	2, 48
			145TC	TENV	**IDVSNM3587T**	1,561	VS4	14.65	63	86.5	230/460	2.8	2, 48
			145TC	TEBC	**IDM3587T**	2,023	VS2	19.02	72	88.5	230/460	2.7	2, 8,106
			145TC	TEBC	**IDM3587T-5**	2,023	VS2	19.02	73	88.5	575	2.3	2, 8,106
			145TC	TENV	**IDNM3587T**	1,561	VS4	14.65	67	86.5	230/460	2.8	2, 8, 60,106
			182TC	TENV	**IDNM3669T**	1,812	VS4	17.21	94	84	230/460	2.9	2, 8, 60,106
	1200	1800	184TC	TEBC	**IDM3664T**	2,427	VS2	21.71	124	88.5	230/460	3.2	2, 8,106
3	1800	2700	182TC	TEFC	**IDVSM3661T**	1,724	VS3	20.23	105	89.5	230/460	4.1	2, 48
			182TC	TENV	**IDVSNM3661T**	2,046	VS4	17.85	111	89.5	230/460	4.3	2, 48
			184TC	TEBC	**IDM3661T**	2,046	VS2	21.71	111	89.5	230/460	4.1	2, 8,106
			184TC	TEBC	**IDM3661T-5**	2,046	VS2	21.71	112	89.5	575	3.3	2, 8,106
			184TC	TENV	**IDNM3661T-5**	2,046	VS4	17.85	108	88.5	575	3.4	2,48
			184TC	TENV	**IDNM3661T**	2,046	VS4	17.21	108	88.5	230/460	4.2	2, 8, 60,106
	1200	1800	213TC	TEBC	**IDM3764T**	3,174	VS2	29.14	187	90.2	230/460	4.5	2, 8, 70,106

(a) See notes on inside back flap.
Cast iron frame
Continuous constant torque to zero speed

V*S Master Inverter Duty® motors, three phase, totally enclosed

Hp	Base Speed RPM	C.H. Speed RPM	NEMA Frame	Enclosure	Catalog Number	List Price	Disc. Sym.	"C" Dim.	Aprx. Wt. (lb)	Full Load Efficiency	Voltage	Full Load Amps	Notes (a)
5	1800	2700	L184TC	TEFC	**IDVSM3665T**	1,999	VS3	20.23	120	89.5	230/460	6.6	2, 48
			L184TC	TENV	**IDVSNM3665T**	2,281	VS4	17.85	124	89.5	230/460	6.6	2, 48
			184TC	TEFC	**IDVSM3665T-5**	1,999	VS3	20.23	118	90.2	575	5.2	2, 48
			184TC	TEBC	**IDM3665T**	2,734	VS2	21.71	124	90.2	230/460	6.5	2,8,106
			184TC	TEBC	**IDM3665T-5**	2,734	VS2	21.71	124	90.2	575	5.2	2, 8,106
			184TC	TENV	**IDNM3665T-5**	2,281	VS4	17.21	116	89.5	575	5.2	2,48
			184TC	TENV	**IDNM3665T**	2,281	VS4	17.21	116	89.5	230/460	6.6	2, 8, 60,106
			213TC	TENV	**IDNM3767T**	2,543	VS4	20.40	170	89.5	230/460	6.7	2, 8, 60,106
	1200	1800	215TC	TEBC	**IDM3768T**	3,885	VS2	29.14	226	90.2	230/460	7.3	2, 8, 70,106
7 1/2	1800	2700	213TC	TEFC	**IDVSM3770T**	2,572	VS3	24.59	180	91.7	230/460	9.5	2, 48
			L215TC	TENV	**IDVSNM2237T**	2,644	VS4	20.86	212	91.7	230/460	10.1	2, 48
			213TC	TEBC	**IDM3770T**	3,296	VS2	29.14	170	91.7	230/460	9.5	2, 8, 70,106
			213TC	TEBC	**IDM3770T-5**	3,296	VS2	30.07	170	91.7	575	7.5	2, 8, 70,106
			215TC	TENV	**IDVSNM2237T-5**	2,644	VS4	20.46	196	91.7	575	8.2	2,48
			254TC	TENV	**IDNM2237T**	3,163	VS4	24.05	242	90.2	230/460	9.1	2, 8, 60,106
			213TC	TENV	**IDNM3770T**	2,640	VS4	20.40	196	91.7	230/460	10.1	2, 8, 60,106
	1200	1800	254TC	TEBC	**IDM2276T**	5,586	VS2	33.07	332	91	230/460	10.7	2, 8, 70,106
10	1800	2700	L215TC	TEFC	**IDVSM3774T**	3,353	VS3	24.59	231	92.4	230/460	12.5	2, 48
			254TC	TENV	**IDVSNM2238T**	3,627	VS4	24.05	305	91.7	230/460	13	2, 48
			215TC	TEBC	**IDM3774T**	3,531	VS2	29.14	231	92.4	230/460	12.5	2, 8, 70,106
			215TC	TEBC	**IDM3774T-5**	3,531	VS2	30.07	231	92.4	575	10	2, 8, 70,106
			215TC	TEFC	**IDVSM3774T-5**	3,353	VS3	24.59	231	92.4	575	10	2,48
			256TC	TENV	**IDNM2238T**	3,627	VS4	24.05	286	91.7	230/460	13	2, 8, 60,106
	1200	1800	256TC	TEBC	**IDM2332T**	6,825	VS2	33.07	352	91.7	230/460	14.2	2, 8, 70,106
15	1800	2700	254TC	TEFC	**IDVSM2333T**	3,901	VS3	26.71	291	92.4	230/460	18	2, 48
			256TC	TENV	**IDVSNM2333T**	4,362	VS4	24.05	284	93.6	230/460	18.5	2, 48
			256TC	TEBC	**IDM2333T**	3,838	VS2	33.07	318	92.4	230/460	18.1	2, 8, 70,106
			256TC	TEBC	**IDM2333T-5**	3,838	VS2	34.15	318	92.4	575	14.5	2, 8, 70,106
			256TC	TENV	**IDVSNM2333T-5**	4,362	VS4	24.05	284	93.6	575	14.8	2,48
			254TC	TENV	**IDNM2333T**	4,362	VS4	24.05	286	93.6	230/460	18.5	2, 8, 60,106
	1200	1800	284T	TEBC	**IDM4100T**	8,091	VS2	36.48	450	93	230/460	19.7	2, 8, 45, 70,106
20	1800	2700	256TC	TEFC	**IDVSM2334T**	4,229	VS3	26.71	321	93	230/460	24	2, 48
			256TC	TEBC	**IDM2334T**	4,099	VS2	33.07	333	93	230/460	24	2, 8, 70,106
			256TC	TEBC	**IDM2334T-5**	4,099	VS2	34.15	333	93	575	19	2, 8, 70,106
			256TC	TEFC	**IDVSM2334T-5**	4,229	VS3	26.71	321	93	575	19.2	2,48
			284T	TENV	**IDNM2334T**	4,710	VS4	27.36	406	94.5	230/460	25.5	2, 8, 45, 60,106
	1200	1800	286T	TEBC	**IDM4102T**	9,109	VS2	36.48	455	93	230/460	26	2, 8, 45, 70,106
25	1800	2700	284TC	TEFC	**IDVSM4103T**	5,370	VS3	30.42	446	93.6	230/460	30	2, 48
			286T	TEBC	**IDM4103T**	5,055	VS2	36.48	417	93.6	230/460	30	2, 8, 45, 70,106
	1200	1800	324T	TEBC	**IDM4111T**	10,381	VS2	39.24	557	93	230/460	32	2, 8, 45, 70,106
30	1800	2700	286TC	TEFC	**IDVSM4104T**	5,867	VS3	30.42	457	94.1	230/460	36	2, 48
			286T	TEBC	**IDM4104T**	5,798	VS2	36.48	464	93.6	230/460	38	2, 8, 45, 70,106
	1200	1800	326T	TEBC	**IDM4117T**	11,554	VS2	39.24	628	93	230/460	39	2, 8, 45, 70,106
40	1800	2700	324T	TEFC	**IDVSM4110T**	6,768	VS3	30.44	619	94.1	230/460	50	2, 48
			324T	TEBC	**IDM4110T**	7,840	VS2	39.24	605	94.5	230/460	47	2, 8, 45, 70,106
50	1800	2700	326T	TEFC	**IDVSM4115T**	8,272	VS3	30.28	670	94.5	230/460	60	2, 48
			326T	TEBC	**IDM4115T**	8,799	VS2	39.24	622	94.5	230/460	57	2, 8, 45, 70,106
60	1800	2700	364T	TEFC	**IDVSM4314T**	10,246	VS3	33.44	869	94.2	230/460	71.2	2, 48
75	1800	2700	365T	TEFC	**IDVSM4316T**	12,833	VS3	33.44	873	94.3	230/460	89.2	2, 48
100	1800	2700	405T	TEFC	**IDVSM4400T-4**	16,585	VS3	38.31	1218	94.1	460	115	2, 48
125	1800	2700	444T	TEFC	**IDVSM4410T-4**	20,587	VS3	44.62	1637	94.1	460	150	2, 48
150	1800	2700	445T	TEFC	**IDVSM4406T-4**	24,569	VS3	44.62	1789	95	460	177	2, 48
200	1800	2700	447T	TEFC	**IDVSM4407T-4**	29,111	VS3	48.40	2189	95.4	460	226	2, 48
250	1800	2700	449T	TEFC	**IDVSM4408T-4**	41,144	VS3	53.40	2511	95.8	460	277	2, 48
300	1800	2700	449T	TEFC	**IDVSM44304T-4**	41,144	VS3	53.40	2816	96.2	460	338	2, 48

(a) See notes on inside back flap.
Cast iron frame
Continuous constant torque to zero speed

V*S Master Vector Duty®, three phase, totally enclosed

1/2 thru 300 Hp

Features:

- TENV & TEFC, 1000:1CT without blower
- HS35 Encoder, 1024 PPR unless Note 107 (HS25) is indicated below
- 3 thermostats, one per phase
- Standard NEMA frame sizes

Applications:

- Extruders, conveyors, crane and hoist, winders
- Web processing, process control, test stands
- Centrifugal pumps and fans

Hp	Base Speed RPM	C.H. Speed RPM	NEMA Frame	Enclosure	Catalog Number	List Price	Disc. Sym.	"C" Dim.	Aprx. Wt. (lb)	Full Load Efficiency	Voltage	Full Load Amps	Notes (a)
1/2	1800	2700	56C	TENV	**ZDVSNM3538**	2,200	VS4	13.84	37	84	230/460	0.9	2, 46, 48, 107
3/4	1800	2700	56C	TENV	**ZDVSNM3542**	2,267	VS4	13.84	38	82.5	230/460	1.1	2, 46, 48, 107
1	1800	2700	145TC	TENV	**ZDVSNM3581T**	2,958	VS4	14.65	59	85.5	230/460	1.5	2, 46, 48, 107
			143TC	TEBC	**ZDM3581T**	3,390	VS2	19.02	66	87.5	230/460	1.5	2, 8, 46, 60, 106, 107
			143TC	TEBC	**ZDM3581T-5**	3,390	VS2	19.02	65	85.5	575	1.2	2, 8, 46, 106, 107
			143TC	TENV	**ZDNM3581T**	2,958	VS4	14.65	59	85.5	230/460	1.5	2, 8, 46, 106, 107
	1200	1800	143TC	TEBC	**ZDM3582T**	3,702	VS2	19.02	62	82.5	230/460	1.8	2, 8, 46, 106, 107
1 1/2	1800	2700	145TC	TENV	**ZDVSNM3584T**	3,096	VS4	14.65	70	86.5	230/460	2.1	2, 46, 48, 107
			145TC	TEBC	**ZDM3584T**	3,494	VS2	19.02	70	88.5	230/460	2.1	2, 8, 46, 60, 106, 107
			145TC	TEBC	**ZDM3584T-5**	3,494	VS2	19.02	62	87.5	575	1.7	2, 8, 46, 106, 107
			145TC	TENV	**ZDNM3584T**	3,096	VS4	14.65	58	84	230/460	2.3	2, 8, 46, 106, 107
	1200	1800	182TC	TEBC	**ZDM3667T**	3,964	VS2	21.71	99	87.5	230/460	2.5	2, 8, 46, 106, 107
2	1800	2700	145TC	TENV	**ZDVSNM3587T**	3,414	VS4	14.65	66	86.5	230/460	2.8	2, 46, 48, 107
			145TC	TEBC	**ZDM3587T**	3,623	VS2	19.02	75	88.5	230/460	2.8	2, 8, 46, 106, 107
			145TC	TEBC	**ZDM3587T-5**	3,623	VS2	19.02	74	88.5	575	2.3	2, 8, 46, 106, 107
			182TC	TENV	**ZDNM3669T**	3,414	VS4	17.21	95	84	230/460	2.9	2, 8, 46, 60, 106, 107
	1200	1800	184TC	TEBC	**ZDM3664T**	4,030	VS2	21.71	113	88.5	230/460	3.2	2, 8, 46, 106, 107
3	1800	2700	182TC	TEFC	**ZDVSM3661T**	3,613	VS3	20.23	118	89.5	230/460	4.1	2, 46, 48
			182TC	TENV	**ZDVSNM3661T**	3,663	VS4	17.85	111	89.5	230/460	4.3	2, 46, 48
			182TC	TEBC	**ZDM3661T**	4,187	VS2	21.71	112	89.5	230/460	4.1	2, 8, 46, 106, 107
			182TC	TEBC	**ZDM3661T-5**	4,187	VS2	21.71	110	89.5	575	3.2	2, 8, 46, 106, 107
			184TC	TENV	**ZDNM3661T**	3,649	VS4	17.21	104	88.5	230/460	4.2	2, 8, 46, 60, 106, 107
	1200	1800	213TC	TEBC	**ZDM3764T**	4,775	VS2	29.14	187	90.2	230/460	4.5	2, 8, 46, 70, 106, 107
5	1800	2700	L184TC	TEFC	**ZDVSM3665T**	3,886	VS3	20.23	129	89.5	230/460	6.6	2, 46, 48
			L184TC	TENV	**ZDVSNM3665T**	3,943	VS4	17.85	124	89.5	230/460	6.6	2, 46, 48
			184TC	TEBC	**ZDM3665T**	4,335	VS2	21.71	125	90.2	230/460	6.5	2, 8, 46, 106, 107
			184TC	TEBC	**ZDM3665T-5**	4,335	VS2	21.71	125	90.2	575	5.2	2, 8, 46, 106, 107
			213TC	TENV	**ZDNM3767T**	4,145	VS4	20.40	173	91	230/460	6.7	2, 8, 46, 60, 106, 107
	1200	1800	215TC	TEBC	**ZDM3768T**	5,488	VS2	29.14	226	90.2	230/460	7.3	2, 8, 46, 70, 106, 107
7 1/2	1800	2700	213TC	TEFC	**ZDVSM3770T**	4,459	VS3	24.59	184	91.7	230/460	9.5	2, 46, 48
			L215TC	TENV	**ZDVSNM2237T**	4,531	VS4	20.86	211	91.7	230/460	10.1	2, 46, 48
			213TC	TEBC	**ZDM3770T**	4,897	VS2	29.14	170	91.7	230/460	9.5	2, 8, 46, 70, 106, 107
			213TC	TEBC	**ZDM3770T-5**	4,897	VS2	30.07	170	91.7	575	7.5	2, 8, 46, 70, 106, 107
			256TC	TENV	**ZDNM2237T**	4,766	VS4	24.05	242	90.2	230/460	9.1	2, 8, 46, 60, 106
	1200	1800	254TC	TEBC	**ZDM2276T**	7,188	VS2	33.07	333	91	230/460	10.7	2, 8, 46, 70, 106
10	1800	2700	L215TC	TEFC	**ZDVSM3774T**	5,241	VS3	24.59	210	92.4	230/460	12.5	2, 46, 48
			254TC	TENV	**ZDVSNM2238T**	5,515	VS4	24.05	325	91.7	230/460	13	2, 46, 48
			215TC	TEBC	**ZDM3774T**	5,131	VS2	29.14	231	92.4	230/460	12.5	2, 8, 46, 70,106
			215TC	TEBC	**ZDM3774T-5**	5,131	VS2	30.07	231	92.4	575	10	2, 8, 46, 70, 106, 107
			256TC	TENV	**ZDNM2238T**	5,515	VS4	24.05	284	91.7	230/460	13	2, 8, 46, 60, 106, 107
	1200	1800	256TC	TEBC	**ZDM2332T**	8,425	VS2	33.07	356	91.7	230/460	14.2	2, 8, 46, 70, 106

(a) See notes on inside back flap.
Cast iron frame
Continuous constant torque to zero speed

V*S Master Vector Duty®, three phase, totally enclosed

Hp	Base Speed RPM	C.H. Speed RPM	NEMA Frame	Enclosure	Catalog Number	List Price	Disc. Sym.	"C" Dim.	Aprx. Wt. (lb)	Full Load Efficiency	Voltage	Full Load Amps	Notes (a)
15	1800	2700	254TC	TEFC	**ZDVSM2333T**	5,789	VS3	26.83	295	92.4	230/460	18	2, 46, 48
			256TC	TENV	**ZDVSNM2333T**	6,251	VS4	24.05	348	93.6	230/460	18.5	2, 46, 48
			256TC	TEBC	**ZDM2333T**	5,440	VS2	33.07	317	92.4	230/460	18.1	2, 8, 46, 70, 106
			256TC	TEBC	**ZDM2333T-5**	5,440	VS2	34.15	289	92.4	575	14.5	2, 8, 46, 70, 106
			254TC	TENV	**ZDNM2333T**	6,251	VS4	24.05	286	92.4	230/460	18.5	2, 8, 46, 60, 106
	1200	1800	284T	TEBC	**ZDM4100T**	9,691	VS2	36.48	445	93	230/460	19.7	2, 8, 45, 46, 70, 106
20	1800	2700	256TC	TEFC	**ZDVSM2334T**	6,117	VS3	26.83	317	93	230/460	24	2, 46, 48
			256TC	TEBC	**ZDM2334T**	5,703	VS2	33.07	342	93	230/460	24	2, 8, 46, 70, 106
			256TC	TEBC	**ZDM2334T-5**	5,703	VS2	34.15	340	93	575	19	2, 8, 46, 70, 106
			284T	TENV	**ZDNM2334T**	6,313	VS4	27.36	405	94.5	230/460	25.5	2, 8, 45, 46, 60, 106
	1200	1800	286T	TEBC	**ZDM4102T**	10,713	VS2	36.48	462	93	230/460	26	2, 8, 45, 46, 70, 106
25	1800	2700	284TC	TEFC	**ZDVSM4103T**	7,257	VS3	30.42	458	93.6	230/460	30	2, 46, 48
			284T	TEBC	**ZDM4103T**	6,655	VS2	36.48	416	93.6	230/460	30	2, 8, 45, 46, 70, 106
	1200	1800	324T	TEBC	**ZDM4111T**	11,985	VS2	38.92	615	93	230/460	32	2, 8, 45, 46, 70, 106
30	1800	2700	286TC	TEFC	**ZDVSM4104T**	7,754	VS3	30.42	472	94.1	230/460	36	2, 46, 48
			286T	TEBC	**ZDM4104T**	7,402	VS2	36.48	445	93.6	230/460	38	2, 8, 45, 46, 70, 106
	1200	1800	326T	TEBC	**ZDM4117T**	13,156	VS2	38.92	624	93	230/460	39	2, 8, 45, 46, 70, 106
40	1800	2700	324T	TEFC	**ZDVSM4110T**	8,656	VS3	33.14	716	94.1	230/460	50	2, 46, 48
			324T	TEBC	**ZDM4110T**	9,441	VS2	38.92	610	94.5	230/460	47	2, 8, 45, 46, 70, 106
50	1800	2700	326T	TEFC	**ZDVSM4115T**	10,159	VS3	33.14	721	94.5	230/460	60	2, 46, 48
			326T	TEBC	**ZDM4115T**	10,402	VS2	38.92	631	94.5	230/460	57	2, 8, 45, 46, 70, 106
60	1800	2700	364T	TEFC	**ZDVSM4314T**	12,134	VS3	33.44	907	94.2	230/460	71.2	2, 46, 48
75	1800	2700	365T	TEFC	**ZDVSM4316T**	14,721	VS3	33.44	944	94.3	230/460	89.2	2, 46, 48
100	1800	2700	405T	TEFC	**ZDVSM4400T-4**	18,473	VS3	38.31	1230	94.1	460	115	2, 46, 48
125	1800	2700	444T	TEFC	**ZDVSM4410T-4**	22,474	VS3	49.07	1667	94.1	460	150	2, 46, 48
150	1800	2700	445T	TEFC	**ZDVSM4406T-4**	26,456	VS3	49.07	1806	95	460	177	2, 46, 48
200	1800	2700	447T	TEFC	**ZDVSM4407T-4**	30,999	VS3	52.36	2203	95.4	460	226	2, 46, 48
250	1800	2700	449T	TEFC	**ZDVSM4408T-4**	43,032	VS3	57.56	2550	95.8	460	277	2, 46, 48
300	1800	2700	449T	TEFC	**ZDVSM44304T-4**	43,032	VS3	57.56	2817	96.2	460	338	2, 46, 48

(a) See notes on inside back flap.
Cast iron frame
Continuous constant torque to zero speed

V*S Master severe duty vector drive, three phase, totally enclosed

1 thru 50 Hp

Features:

- Designed for harsh, severe duty environments
- TENV & TEFC, 1000:1CT without blower
- HS25 encoder (1 to 2 Hp) or HSD38 encoder (3 Hp and up), 1024 PPR
- 3 thermostats, one per phase
- Standard NEMA frame sizes

Applications:

- Extruders, conveyors, crane and hoist, winders
- Web processing, process control, test stands
- Centrifugal pumps and fans

Hp	Base Speed RPM	C.H. Speed RPM	NEMA Frame	Enclosure	Catalog Number	List Price	Disc. Sym.	"C" Dim.	Aprx. Wt. (lb)	Full Load Efficiency	Voltage	Full Load Amps	Notes (a)
1	1800	2700	143TC	TENV	**ZDVSNCP3581T**	3,106	VS4	14.61	65	87.5	230/460	1.5	2, 46, 48
1 1/2	1800	2700	145TC	TENV	**ZDVSNCP3584T**	3,245	VS4	14.61	72	86.5	230/460	2.1	2, 46, 48
2	1800	2700	145TC	TENV	**ZDVSNCP3587T**	3,563	VS4	14.61	73	86.5	230/460	2.8	2, 46, 48
3	1800	2700	182TC	TEFC	**ZDVSCP3661T**	4,019	VS3	20.23	135	89.5	230/460	4.1	2, 46, 48
5	1800	2700	L184TC	TEFC	**ZDVSCP3665T**	4,361	VS3	20.23	128	89.5	230/460	6.6	2, 46, 48
7 1/2	1800	2700	213TC	TEFC	**ZDVSCP3770T**	5,052	VS3	24.58	201	91.7	230/460	9.5	2, 46, 48
10	1800	2700	L215TC	TEFC	**ZDVSCP3774T**	5,529	VS3	24.58	218	92.4	230/460	12.5	2, 46, 48
15	1800	2700	254TC	TEFC	**ZDVSCP2333T**	6,614	VS3	28.14	374	92.4	230/460	18	2, 46, 48
20	1800	2700	256TC	TEFC	**ZDVSCP2334T**	7,024	VS3	28.14	388	93	230/460	24	2, 46, 48
25	1800	2700	284TC	TEFC	**ZDVSCP4103T**	8,402	VS3	30.79	481	93.6	230/460	30	2, 46, 48
30	1800	2700	286TC	TEFC	**ZDVSCP4104T**	9,023	VS3	30.79	494	94.1	230/460	36	2, 46, 48
40	1800	2700	324T	TEFC	**ZDVSCP4110T**	10,348	VS3	33.14	762	94.1	230/460	50	2, 46, 48
50	1800	2700	326T	TEFC	**ZDVSCP4115T**	12,228	VS3	33.14	757	94.5	230/460	60	2, 46, 48

(a) See notes on inside back flap.
Continuous constant torque to zero speed
Cast iron frame

V*S Master encoder feedback kits 360-440 frame size

Encoder kits below feature 1024 pulses per revolution unless otherwise noted in the encoder type column. Connector styles include the MS twist lock (MS-TL), military style 10 pin screw tight (MS-ST), and the EPIC latch style (Latch). HS35, RAHS35M and HSD35 feature hollow shaft mounting. The HSD35 carry the Northstar brand. Encoder kits include the encoder and all mounting hardware. IDVSM & IDRPM kits include the mating connector.

Catalog Number	Motor Enclosure	Type	PPR	Frame Size	Mfg.	Mag or Optical	Conn Type	Input Voltage VDC	List Price	Disc. Sym.	Ap'x. Shpg. Wgt.
K99G72	TENV	HS35	1024	360-440	BEI	O	MS-ST	5-15	1,442	SVC	6
K99G74	TENV	HS35-2048	2048	360-440	BEI	O	MS-ST	5-15	1,442	SVC	6
K99G76	TENV	HS35	1024	360-440	BEI	O	MS-ST	5-24	1,442	SVC	6
K99G70	TENV	RAHS35M	1024	360-440	Avtron	M	MS-ST	5-24	1,442	SVC	9
K99G82	TENV	HS35R	1024	360-440	Dynapar	O	MS-TL	5-26	2,183	SVC	6
K99G78	TENV	HSD35	1024	360-440	Dynapar	O	Latch	5-26	1,622	SVC	8
K99G73	TEFC	HS35	1024	360-440	BEI	O	MS-ST	5-15	1,442	SVC	6
K99G75	TEFC	HS35-2048	2048	360-440	BEI	O	MS-ST	5-24	1,442	SVC	6
K99G77	TEFC	HS35	1024	360-440	BEI	O	MS-ST	5-24	1,442	SVC	6
K99G71	TEFC	RAHS35M	1024	360-440	Avtron	M	MS-ST	5-24	1,442	SVC	9
K99G83	TEFC	HS35R	1024	360-440	Dynapar	O	MS-TL	5-26	2,183	SVC	6
K99G79	TEFC	HSD35	1024	360-440	Dynapar	O	Latch	5-26	1,622	SVC	8
K99G80	TENV	HS35	1024	360-440	BEI	O	MS-TL	5-28	1,442	SVC	6
K99G81	TEFC	HS35	1024	360-440	BEI	O	MS-TL	5-28	1,442	SVC	6

Note: For 56-320 IDVSM frame sizes use the kits from the IDM product table.

Feedback cable assembly with MS connector

Features:

- Cables with MS twist lock connectors
- Various lengths
- Twisted pair shielded for electrical noise protection

Applications:

- For any MS twist lock encoder connector
- AC or DC motor applications

Catalog Number	Cable Extension Length	List Price	Disc. Sym.	Ap'x Shpg. Wgt.
CBL015ZD-2	5 Ft = 1.5 Meters	198	SVC	1
CBL030ZD-2	10 Ft = 3 Meters	230	SVC	1
CBL046ZD-2	15 Ft = 4.6 Meters	263	SVC	2
CBL061ZD-2	20 Ft = 6.1 Meters	291	SVC	2
CBL091ZD-2	30 Ft = 9.1 Meters	355	SVC	3
CBL152ZD-2	50 Ft = 15.2 Meters	477	SVC	6
CBL229ZD-2	75 Ft = 22.9 Meters	632	SVC	8
CBL305ZD-2	100 Ft = 30.5 Meters	787	SVC	8
CBL455ZD-2	150 Ft = 45.5 Meters	1,023	SVC	15
CBL606ZD-2	200 Ft = 60.6 Meters	1,407	SVC	16

Connector transition (patch) cables

MS Twist Lock (MS-TL) to MS Screw Tight (MS-ST)
MS Screw Tight (MS-ST) to MS Twist Lock (MS-TL)

Features:

- Transition from MS twist-lock (female) to MS screw- tight (male)
- Transition from MS screw-tight (female) to MS twist-lock (male)
- 10 pin connector style

Applications:

- MS-ST to MS-TL compatible with stock cable lengths up to 200 feet

Catalog Number	Type	List Price	Disc. Sym.	Ap'x Shpg. Wgt.
CBLTL2ST	MS-TL to MS-ST	400	SVC	2
CBLST2TL	MS-ST to MS-TL	400	SVC	2

Encoder feedback kits for IDM, IDNM and IDWNM motors

ENC00NV-B1

ENC02BC-B2

Does not fit some legacy 180-440 EM, CP or ECP motors. Contact your local sales office.

Features:

- 1024 Encoder with MS twist lock connector
- HS35, HS35M, HS35R and HS25

Applications:

- For IDM, IDNM and IDWNM motors

Catalog Number	Type Enclosure	Description	Magnetic or Optical	Connector Type	Input Voltage	Output Voltage Limited	NEMA Frame	List Price	Disc. Sym.	Ap'x. Shpg. Wgt.
ENC00NV-A2	TENV	HS35M Avtron	Magnetic	TL	5-24 VDC	24	213T-215T	1,442	SVC	1
ENC00NV-B1	TENV	HS25 BEI	Optical	TL	5-15 VDC	15	56-215T	1,442	SVC	2
ENC00NV-D2	TENV	HS35R Dynapar	Optical	TL	5-26 VDC	26	56-215T	2,158	SVC	4
ENC00NV-D1 (1)	TENV	HS35 Dynapar	Optical	TL	5-24 VDC	5	56-215T	1,622	SVC	4
ENC01BC-B1	TEBC	HS25 BEI	Optical	TL	5-15 VDC	15	143T-215T	1,442	SVC	3
ENC01BC-D2	TEBC	HS35R Dynapar	Optical	TL	5-26 VDC	26	56-215T	2,158	SVC	4
ENC01NV-A2	TENV	HS35M Avtron	Magnetic	TL	5-24 VDC	24	254T-256T	1,442	SVC	1
ENC01NV-B2	TENV	HS35 BEI	Optical	TL	5-15 VDC	15	254T-284T	1,442	SVC	2
ENC01NV-D2	TENV	HS35R Dynapar	Optical	TL	5-26 VDC	26	254T-256T	2,158	SVC	4
ENC02BC-A2	TEBC	HS35M Avtron	Magnetic	TL	5-24 VDC	24	254T-447T	1,442	SVC	1
ENC02BC-B2	TEBC	HS35 BEI	Optical	TL	5-15 VDC	15	254T-447T	1,631	SVC	2
ENC02BC-D2	TEBC	HS35R Dynapar	Optical	TL	5-26 VDC	26	254T-447T	1,622	SVC	4

Note: For 56 and 140 IDVSM frame sizes use the kits from the table above.
(1) Being phased out

Constant velocity blower cooling conversion kits

Does not fit some legacy 180-440 EM, CP or ECP motors. Contact your local sales office.

Features:

- Convert TENV & TEFC to TEBC

Applications:

- Not suitable for some EM, CP or ECP motors

Voltage	Phase	NEMA Frame	Catalog Number	List Price	Disc. Sym.	Ap'x. Shpg. Wgt.
115	1	143TC-145TC	**BLWL05-L**	814	SVC	7
		182TC-184TC	**BLWL06-L**	917	SVC	8
		213TC-215TC	**BLWL07-L**	1,750	SVC	21
		254TC-256TC	**BLWL09-L**	1,825	SVC	28
		284TC-286TC	**BLWL10-L**	1,850	SVC	35
		324TC-326TC	**BLWL12-L**	1,850	SVC	46
		364TC-365TC	**BLWL14-L**	1,850	SVC	55
230/380/460	3	213TC-215TC	**BLWM07-F**	1,160	SVC	20
		254TC-256TC	**BLWM09-F**	1,160	SVC	30
		284TC-286TC	**BLWM10-F**	1,160	SVC	35
		324TC-326TC	**BLWM12-F**	1,260	SVC	46
		364TC-365TC	**BLWM14-F**	1,260	SVC	55
		404TC-405TC	**BLWM16-F**	1,704	SVC	70
		444TC-447TC	**BLWM18-F**	2,387	SVC	87

Note: Blower cooling conversion kits should be further selected by Baldor-Reliance® motor type as noted within the catalog number. As an example: BLWM10-F fits a 310M type also built as a 324-326TC. Does not fit Athens-built 180-440 M, CP or ECP motors.

DC motors and controls

Available in round frame and unique laminated square frames, Baldor-Reliance® DC motors offer performance and reliability in tough applications. Round frame DC motors utilize permanent magnet technology optimizing the commutator, brushes, and inertia to assure the best performance possible. Wound field motors are designed with superior commutation through the speed range to ensure trouble-free operation and the insulation system is designed with extra margin of safety to eliminate performance-limiting hot spots.



Key features:

- Designed specifically for rectified DC power operation

1/4 - 500 Horsepower

Product line – DPG-FV, TEFC, TENV, XP, SPG enclosures	Fractional Shunt DC	DC PM	SCR Round	RPM III
Frame sizes	56C - 1810ATC	56C - 1810ATC	L186ATC - 5011AT	DC189ATY - C4414ATZ
Electrical features				
High performance molded commutator construction	–	–	–	S
Reduced VOC emission resins and paints for a green environment	S	S	S	S
Extensive full load testing to ensure delivered reliability/performance	S	S	S	S
Low rotating assembly inertia for high dynamic performance	S	S	S	S
Explosion proof products for hazardous duty environments	S	S	–	S
Motors suitable for IEEE 45 shipboard applications	S	S	S	S
Wide voltage ranges – 12 volts DC to 600 volts DC	S	S	S	S
Mechanical features				
Laminated frame construction for superior commutation performance	–	–	–	S
Skewed armature construction with no cogging at low speeds	–	–	–	S
NEMA or IEC mounting for ease interchangability	–	–	–	S
Washdown products for food industry applications	S	S	–	–
Permanent magnet DC products with built in feedback devices	–	S	–	–
Versatile foot mounting for retrofitting non Baldor-Reliance® products	S	S	S	–

S = Standard

SCR drive fractional permanent magnet motor, TENV and TEFC, C-Face with base

1/4 thru 5 Hp

Features:

- NEMA C-Face with removable base
- Tachometer adaptable
- Class F insulation
- Double sealed bearings
- 20:1 constant torque speed range
- UL and CSA recognized

Applications:

- Conveyors
- Mixers
- Packaging machinery

Hp	Base Speed	NEMA Frame	Voltage D.C. Arm.	Full Load Amperage Arm.	Enclosure	Catalog Number	List Price	Disc. Sym.	Ap'x. Shpg. Wgt.	Reliance M/N	Notes (a)
1/4	1750	56C	90	2.5	TENV	**CDP3310**	716	PMS	24	TK3300	20,60
			180	1.25	TENV	**CDP3306**	716	PMS	23	TK3300	20,60
1/3	1750	56C	90	3.2	TENV	**CDP3320**	845	PMS	27	TK3300	20,60
			180	1.6	TENV	**CDP3316**	755	PMS	27	TK3300	20,60
1/2	1750	56C	90	4.8	TENV	**CDP3330**	845	PMS	32	TK3300	20,60
			180	2.5	TENV	**CDP3326**	845	PMS	31	TK3300	20,60
	2500	56C	90	5	TENV	**CDP3335**	755	PMS	26	TK3300	20,60
3/4	1750	56C	90	7.6	TEFC	**CDP3440**	1,026	PMS	38	TK3400	20
			180	3.7	TEFC	**CDP3436**	1,026	PMS	38	TK3400	20
	2500	56C	90	7.5	TEFC	**CDP3443**	908	PMS	36	TK3400	20
1	1750	56C	90	10	TEFC	**CDP3445**	1,248	PMS	44	TK3400	20
			180	5	TEFC	**CDP3455**	1,248	PMS	44	TK3400	20
	2500	56C	90	9.7	TEFC	**CDP3450**	1,026	PMS	38	TK3400	20
			180	4.85	TEFC	**CDP3460**	1,026	PMS	38	TK3400	20
1 1/2	1750	145TC	180	7.7	TEFC	**CDP3575**	2,298	PMS	65	TK3500	20
	2500	145TC	180	7	TEFC	**CDP3580**	2,000	PMS	53	TK3500	20
2	1750	145TC	180	9.6	TEFC	**CDP3585**	2,742	PMS	74	TK3500	20
	2500	145TC	180	10	TEFC	**CDP3590**	2,298	PMS	66	TK3500	8
3	1750	182TC	180	14	TEFC	**CDP3603**	3,377	PMS	112	TK3600PM	20
		182C	180	14	TEFC	**CDP3604**	3,358	PMS	112	TK3600PM	20
5	1750	1810ATC	180	21.6	TEFC	**CDP3605**	5,731	PMS	161	TK3600PM	20

Note: See Tach Generators and Mounting Kits.
(a) See notes on inside back flap.

Integral DC tach permanent magnet SCR drive motor – TENV and TEFC, C-Face with base

1/4 thru 5 Hp

Features:

- Precise speed regulation
- 50 VDC per 1,000 RPM precision tachometer
- Class F insulation
- 20:1 constant torque speed range with NEMA Type K control

Applications:

- Conveyors
- Metering pumps

Hp	Base Speed	NEMA Frame	Voltage D.C. Arm.	Full Load Amperage Arm.	Enclosure	Catalog Number	List Price	Disc. Sym.	Ap'x. Shpg. Wgt.	Notes (a)
1/4	1750	56C	90	2.5	TENV	**CDPT3310**	2,044	PMS	27	20,60
			180	1.25	TENV	**CDPT3306**	2,044	PMS	27	20,60
1/3	1750	56C	90	3.2	TENV	**CDPT3320**	2,085	PMS	30	20,60
			180	1.6	TENV	**CDPT3316**	2,085	PMS	30	20,60
1/2	1750	56C	90	4.8	TENV	**CDPT3330**	2,085	PMS	35	20,60
			180	2.5	TENV	**CDPT3326**	2,216	PMS	36	20,60
3/4	1750	56C	90	7.6	TEFC	**CDPT3440**	2,344	PMS	44	20
			180	3.7	TEFC	**CDPT3436**	2,344	PMS	45	20
1	1750	56C	90	10	TEFC	**CDPT3445**	2,615	PMS	50	20
			180	5	TEFC	**CDPT3455**	2,615	PMS	50	20
1 1/2	1750	143TC	180	7.7	TEFC	**CDPT3575**	3,629	PMS	71	20
2	1750	143TC	180	9.6	TEFC	**CDPT3585**	4,072	PMS	79	20
3	1750	182ATC	180	14	TEFC	**CDPT3603**	4,736	PMS	122	20
5	1750	1810ATC	180	24.5	TEFC	**CDPT3605**	7,085	PMS	164	20

(a) See notes on inside back flap.

Explosion proof permanent magnet SCR drive motor – TEFC, C-Face with base

1/4 thru 1 1/2 Hp

Features:

- NEMA C-Face with welded base
- 20:1 constant torque speed range
- UL and CSA
- Division 1, Class I, Group D; Class II, Group F&G, T3C
- Thermostat and explosion proof conduit box included
- Adjustable speed and constant torque for hazardous locations

Applications:

- Conveyors
- Feeders
- Pumps

Hp	Base Speed	NEMA Frame	Voltage D.C. Arm.	Full Load Amperage Arm.	Catalog Number	XP Cls/Grp	Temp Code	List Price	Disc. Sym.	Ap'x. Shpg. Wgt.	Notes (a)
1/4	1750	56C	90	2.7	**CDPX3410**	②	T3C	1,965	PMS	38	20
			180	1.3	**CDPX3406**	②	T3C	1,965	PMS	38	20
1/3	1750	56C	90	3.6	**CDPX3420**	②	T3C	2,468	PMS	43	20
			180	1.7	**CDPX3416**	②	T3C	2,468	PMS	44	20
1/2	1750	56C	90	5.2	**CDPX3430**	②	T3C	2,787	PMS	46	20
			180	2.5	**CDPX3426**	②	T3C	2,787	PMS	46	20
3/4	1750	56C	90	7	**CDPX3440**	②	T3C	3,445	PMS	51	20
			180	3.5	**CDPX3436**	②	T3C	3,445	PMS	51	20
1	1750	56C	90	9.6	**CDPX3545**	②	T3C	4,588	PMS	73	20
			180	4.9	**CDPX3555**	②	T3C	4,588	PMS	71	20
1 1/2	1750	145TC	180	7.1	**CDPX3575**	②	T3C	4,904	PMS	81	20

Notes: ② Class I, Group D; Class II, Group F&G (a) See notes on inside back flap

CAUTION: Explosion-proof motors have a tight fit between mating parts to ensure the integrity of the explosion-proof enclosure. This can lead to an accumulation of moisture inside the motors due to condensation. Care should be used when selecting an explosion-proof motor, especially when installed outdoors and on intermittent duty.

Washdown duty permanent magnet SCR drive motor – TENV and TEFC, C-Face with base

1/4 thru 5 Hp

Features:

- Moisture sealant on bolt heads between frame and endplates
- Neoprene gasketed conduit box
- Double sealed bearings
- Forsheda® running contact V-Ring slinger
- Stainless steel shaft
- Class F Insulation
- Tachometer adaptable
- Suitable for high pressure washdown

Applications:

- Food processing conveyors
- Feeders

Hp	Base Speed	NEMA Frame	Voltage D.C. Arm.	Full Load Amperage Arm.	Enclosure	Catalog Number	List Price	Disc. Sym.	Ap'x. Shpg. Wgt.	Notes (a)
1/4	1750	56C	90	2.5	TENV	**CDPWD3310**	927	PMS	25	20,60
			180	1.25	TENV	**CDPWD3306**	927	PMS	24	20,60
1/3	1750	56C	90	3.2	TENV	**CDPWD3320**	979	PMS	27	20,60
			180	1.6	TENV	**CDPWD3316**	979	PMS	27	20,60
1/2	1750	56C	90	4.8	TENV	**CDPWD3330**	1,101	PMS	32	20,60
			180	2.5	TENV	**CDPWD3326**	1,101	PMS	32	20,60
3/4	1750	56C	90	7.6	TEFC	**CDPWD3440**	1,328	PMS	38	20
			180	3.7	TEFC	**CDPWD3436**	1,328	PMS	38	20
1	1750	56C	90	10	TEFC	**CDPWD3445**	1,620	PMS	44	20
			180	5	TEFC	**CDPWD3455**	1,620	PMS	44	20
1 1/2	1750	145TC	180	7.7	TEFC	**CDPWD3575**	3,099	PMS	66	20
2	1750	145TC	180	9.6	TEFC	**CDPWD3585**	2,698	PMS	75	20
3	1750	182TC	180	14	TEFC	**CDPWD3603**	4,733	PMS	116	20
5	1750	1810ATC	180	24.5	TEFC	**CDPWD3605**	8,017	PMS	157	20

Note: See Tach Generators and Mounting kits.
(a) See notes on inside back flap.

Paint free washdown duty permanent magnet SCR drive motor, TEFC, C-Face with base

1/4 thru 1 Hp

Features:

- Class F insulation
- 20:1 constant torque speed range
- Moisture resistant 200°C magnet wire
- Sealed ball bearings with moisture resistant grease
- Contact lip seals on shaft extensions
- Neoprene gaskets
- 300 series stainless steel motor frame, base, shaft and hardware

Applications:

- Food processing
- Packaging

Hp	Base Speed	NEMA Frame	Voltage D.C. Arm.	Full Load Amperage Arm.	Catalog Number	List Price	Disc. Sym.	Ap'x. Shpg. Wgt.	Notes (a)
1/4	1750	56C	90	2.7	**CDPSWD3410**	1,110	PMS	29	20
			180	1.3	**CDPSWD3406**	1,110	PMS	28	20
1/2	1750	56C	90	5.2	**CDPSWD3430**	1,315	PMS	37	20
			180	2.5	**CDPSWD3426**	1,315	PMS	38	20
1	1750	56C	90	9.6	**CDPSWD3545**	1,943	PMS	63	20
			180	4.9	**CDPSWD3555**	1,943	PMS	63	20

(a) See notes on inside back flap.

Metric flange permanent magnet SCR drive motor, TENV and TEFC, Flange and face mount

0.15 thru 5 kW, 0.2 thru 3.7 Hp

Features:

- Metric flange or C-Face per IEC 60072-1 standards
- Bolt on non-metric base
- Class F insulation
- Tachometer adaptable (except 0.15 kW)
- 20:1 constant torque speed range
- Conforms to IEC 30034-1

Applications:

- Metric SCR drive motor replacement

kW/Hp	Base Speed	NEMA Frame	Voltage D.C. Arm	Full Load Amperage Arm	Enclosure	Catalog Number	List Price	Disc. Sym.	Ap'x. Shpg. Wgt.	Notes (a)
B5 flange										
.15/.20	1800	D63D	180	1.1	TENV	**VP7424D**	500	PMS	10	60
.18/.25	1750	D71D	180	1.25	TENV	**VP3311D**	716	PMS	23	20,60
.25/.33	1750	D71D	180	1.6	TENV	**VP3316D**	755	PMS	27	20,60
.37/.5	1750	D71D	180	2.5	TENV	**VP3326D**	845	PMS	31	20,60
	3000	D71D	180	2.5	TEFC	**VP3428D**	876	PMS	33	20
.57/.75	1750	D80D	180	3.7	TEFC	**VP3436D**	1,026	PMS	40	20
	3000	D80D	180	3.6	TEFC	**VP3439D**	908	PMS	37	20
.75/1	1750	D80D	180	5	TEFC	**VP3455D**	1,248	PMS	46	20
	3000	D80D	180	5.1	TEFC	**VP3458D**	1,026	PMS	41	20
1.1/1.5	3000	D90D	180	7.7	TEFC	**VP3468D**	1,144	PMS	47	20
	1750	D90D	180	7.7	TEFC	**VP3575D**	2,312	PMS	71	20
1.5/2	1750	D90D	180	9.6	TEFC	**VP3585D**	2,758	PMS	78	20
	3000	D90D	180	10	TEFC	**VP3588D**	2,312	PMS	69	20
2.2/3	1750	D112D	180	14	TEFC	**VP3603D**	3,393	PMS	121	20
3.7/5	1750	D112D	180	24.5	TEFC	**VP3605D**	5,592	PMS	166	20
B14 face										
.15/.20	1800	D63D	180	1.1	TENV	**VP7424-14**	500	PMS	10	60
.18/.25	1750	D71C	180	1.4	TEFC	**VP3411-14**	805	PMS	30	20
.25/.33	1750	D71C	180	1.7	TEFC	**VP3416-14**	857	PMS	31	20
1.37/.50	3000	D71C	180	2.5	TEFC	**VP3428-14**	876	PMS	31	20
	1750	D71C	180	2.5	TEFC	**VP3426-14**	876	PMS	37	20
.56/.75	3000	D80C	180	3.6	TEFC	**VP3439-14**	908	PMS	35	20
	1750	D80C	180	3.7	TEFC	**VP3436-14**	1,026	PMS	40	20
.75/1	3000	D80C	180	5.1	TEFC	**VP3458-14**	1,026	PMS	38	20
	1750	D80C	180	5	TEFC	**VP3455-14**	1,248	PMS	45	20
1.1/1.5	3000	D80C	180	7.7	TEFC	**VP3468-14**	1,114	PMS	43	20
	1750	D90C	180	7.7	TEFC	**VP3575-14**	2,312	PMS	73	20
1.5/2	3000	D90C	180	10.0	TEFC	**VP3588-14**	2,312	PMS	70	20
	1750	D90C	180	9.6	TEFC	**VP3585-14**	2,758	PMS	80	20

Notes: (a) See notes on inside back flap.
Above motors D71 and larger with B5 flange, fitted with oil seal. Catalog numbers VP7424D and VP7424-14 are not tach adaptable.
See Tach Generators and Tach Mounting Kits.

Low voltage permanent magnet motor – TENV and TEFC

1/4 thru 1 Hp

Features:

- NEMA C-Face
- Class F insulation
- Double sealed ball bearings
- Top-mounted terminal studs for power connection on ratings 40-amps and up

Applications:

- Battery operation for portable pumps
- Fans
- Augers
- Winches
- Lifts

Hp	Base Speed	NEMA Frame	Voltage D.C.	Full Load Amperage	Enclosure	Catalog Number	List Price	Disc. Sym.	Ap'x. Shpg. Wgt.	Notes (a)
1/4	1800	56C	12	22.5	TENV	**CDP3410-V12**	770	PMS	23	20,60
			24	10.6	TENV	**CDP3410-V24**	730	PMS	23	20,60
1/3	1800	56C	12	28.6	TENV	**CDP3420-V12**	845	PMS	31	20,60
			24	13.6	TENV	**CDP3420-V24**	806	PMS	31	20,60
1/2	1800	56C	12	40	TENV	**CDP3430-V12**	876	PMS	37	20,60
			24	19.6	TENV	**CDP3430-V24**	835	PMS	35	20,60
3/4	1800	56C	12	66	TEFC	**CDP3440-V12**	1,257	PMS	42	20
		56C	24	29.4	TEFC	**CDP3440-V24**	1,250	PMS	41	20
1	1800	56C	12	85.6	TEFC	**CDP3445-V12**	1,818	PMS	45	20
			24	40.9	TEFC	**CDP3445-V24**	1,810	PMS	46	20

(a) See notes on inside back flap.
1/4 - 1/2 Hp are TENV. 3/4 - 1 Hp are TEFC.

DC power motor – TEFC – right base

1/3 thru 1 1/2 Hp

Features:

- 20% compound wound
- Weather proof, VPI insulation meets IEEE 45 specifications
- Suitable for mounting in any position
- Continuous duty
- Easy access brushes
- Powered from generators or batteries

Applications:

- Cranes and hoists
- Conveyors
- Augers
- Marine duty application

Hp	Speed	NEMA Frame	Rated Current	Catalog Number	List Price	Disc. Sym.	Ap'x Shpg. Wgt.	Notes (a)
115 VDC								
1/3	1750	56	3.2	**D1151**	1,708	WFS	23	20
1/2	1750	56	4.8	**D1152**	1,755	WFS	29	20
3/4	1750	56	6.6	**D1153**	2,066	WFS	34	20
1	1750	56	8	**D1154**	2,375	WFS	62	20
230 VDC								
1/3	1750	56	1.7	**D2301**	1,708	WFS	41	20
1/2	1750	56	2.1	**D2302**	1,808	WFS	29	20
3/4	1750	56	3.3	**D2303**	2,066	WFS	34	20
1	1750	56	4	**D2304**	2,375	WFS	62	20
1 1/2	1750	184	6.1	**D2305**	4,039	WFS	84	20

Notes: (a) See notes on inside back flap.
Not for SCR control applications. Base welded on 3513D type only. Not tach adaptable.

Shunt wound SCR drive motors, TEFC, C-Face with base

1/4 thru 3 Hp

Features:

- Designed for use with NEMA type K SCR control
- 20:1 constant torque speed range
- NEMA C-Face and removable base
- NEMA 182 frame and larger – normally closed thermostat on field winding
- Class F insulation
- 1.0 SF

Applications:

- Conveyors
- Printing and textile equipment
- Machine tools

Hp	Base Speed	NEMA Frame	Voltage D.C. Arm.	Voltage D.C. Field	Full Load Amperage Arm.	Full Load Amperage Field	Catalog Number	List Price	Disc. Sym.	Ap'x. Shpg. Wgt.	Notes (a)
1/4	1750	56C	90	100/50	3	.3/.6	**CD3425**	720	WFS	23	20
1/3	1750	56C	90	100/50	3.4	.4/.8	**CD3433**	787	WFS	24	20
			180	200/100	1.9	.21/.42	**CD3434**	787	WFS	24	20
			90	100/50	3.7	.5/1	**CD5333 (b)**	1,135	WFS	31	20
1/2	1750	56C	90	100/50	5.2	.5/1	**CD3450**	895	WFS	29	20
			180	200/100	2.6	.25/.5	**CD3451**	895	WFS	29	20
			90	100/50	5	.44/.88	**CD5350 (b)**	1,253	WFS	38	20
3/4	1750	56C	90	100/50	7.8	.6/1.2	**CD3475**	1,113	WFS	34	20
			180	200/100	3.9	.3/.6	**CD3476**	1,113	WFS	34	20
			90	100/50	8	.6/1.2	**CD5375 (b)**	1,475	WFS	45	20
1	1750	56C	180	200/100	5	.3/.6	**CD5318 (b)**	1,571	WFS	54	20
			90	100/50	10	.6/1.2	**CD5319 (b)**	1,571	WFS	53	20
		182C	180	200/100	5	.25/.5	**CD6218**	2,099	WFS	65	20
			90	100/50	9.6	.55/1.1	**CD6219**	2,099	WFS	66	20
1 1/2	1750	182C	180	200/100	7.5	.25/.5	**CD6215**	2,350	WFS	84	20
2	1750	182C	180	200/100	9.5	.4/.8	**CD6202**	2,779	WFS	98	20
		213C	180	200/100	9.5	.4/.8	**CD7502**	4,877	WFS	105	20
3	1750	184TC	180	200/100	14.7	.6/1.2	**CD6203**	3,156	WFS	135	8, 73
		215C	180	200/100	14.7	.6/1.2	**CD7503**	5,187	WFS	137	20

Notes: See Tach Generators and Mounting Kits
(a) See notes on inside back flap
(b) No dual mounting base holes on 35D, 75D or 91D type.

Shunt wound SCR drive motors, explosion proof, TEFC, C-Face with base

1/2 thru 2 Hp

Features:

- Designed for use with NEMA type K SCR control
- 20:1 constant torque speed range
- NEMA C-Face and removable base
- Normally closed thermostat on field winding
- Class F insulation
- 1.0 SF
- UL and CSA Division 1, Class I, Group D, Class II, Group F&G

Applications:

- Conveyors
- Printing and textile equipment

Hp	Base Speed	NEMA Frame	Voltage D.C. Arm.	Voltage D.C. Field	Full Load Amperage Arm.	Full Load Amperage Field	Catalog Number	XP Cls/Grp	Temp Code	List Price	Disc. Sym.	Ap'x. Shpg. Wgt.	Notes (a)
Explosion-proof - continuous duty - Division 1, Class I, Group D & Class II, Group F & G - 1.0 S.F.													
1/2	1750	182CZ	90	100/50	4.9	.55/1.1	**CDX1850 (b)**	②	T3B	2,852	WFS	100	2
3/4	1750	182CZ	90	100/50	7	.55/1.1	**CDX1875 (b)**	②	T3B	3,776	WFS	100	2
1	1750	182CZ	180	200/100	5	.25/.5	**CDX2001 (b)**	②	T3B	4,697	WFS	102	2
		182C	180	200/100	5	.25/.5	**CDX7100**	②	T3B	3,899	WFS	102	2
1 1/2	1750	182C	180	200/100	7.5	.25/.5	**CDX7150**	②	T3B	5,163	WFS	121	2
2	1750	182C	180	200/100	9.5	.4/.8	**CDX7200 (b)**	②	T3B	5,798	WFS	135	2

Notes: (a) See notes on inside back flap
(b) Refers to shaft and/or face mounting dimensions only. Base mounting dimensions and shaft height differ from NEMA frames shown. Go to www.baldor.com for details.
② Class I, Group D; Class II, Group F&G
Caution: Explosion-proof motors have a tight fit between mating parts to ensure the integrity of the explosion-proof enclosure. This can lead to an accumulation of moisture inside the motors due to condensation. Care should be used when selecting an explosion-proof motor, especially when installed outdoors and on intermittent duty.

RPM III DC shunt wound SCR drive motors, 180V armature, power code K

1.5 thru 5 Hp



Features:

- Unique laminated square frame for improved commutation
- Square configuration allows for increased rating per frame size
- Class F insulation system
- Service line brushes with convenient wear indicating reference lines
- PLS™ for longer bearing and motor life
- F3 mounting
- Tachometer adaptable with thermostat

Applications:

- Metals
- Paper
- Web processes
- Extruders and packaging
- Machine tools

Hp	Base Speed	NEMA Frame	Voltage D.C. Arm.	Voltage D.C. Field	Full Load Amperage Arm.	Full Load Amperage Field (a)(b)	Enclosure	Catalog Number	List Price	Disc. Sym.	Ap'x. Shpg. Wgt.	Reliance M/N	Field Type	XPY Tach Kit
1 1/2	1750	DC189ATY (c)	180	100/200	7.2	0.72	TENV	**D1815R**	10,019	R3B	169	T18R1119	STR	413336-1R
2	1750	DC189ATY (c)	180	100/200	9.5	0.72	TENV	**D1802R**	10,356	R3B	86	T18R1117	STR	413336-1R
3	1750	DC1811ATCZ (d)	180	100/200	14.1	1.17	TENV	**CD1803R**	11,162	R3B	212	T18R1102	STR	413336-1R
		DC189ATY (c)(e)	180	100/200	14.8	0.95	DPG	**D1803R**	11,284	R3B	165	T18R1118	STR	413336-1R
		DC189ATCZ (d)(e)	180	100/200	14.8	0.95	DPG	**CDD1803R**	11,484	R3B	160	T18R1120	STR	413336-1R
5	1750	DC1810ATCZ (d)(e)	180	100/200	24	1.68	DPG	**CD1805R**	12,495	R3B	175	T18R1105	STR	413336-1R
		DC2112ATCZ (d)	180	100/200	23	1.34	TENV	**CD2105R**	15,856	R3B	355	T21S1101	STR	413336-1R

Notes: Encoder and tachometer kits available
(a) Field amps at 25°C
(b) Field amps for high voltage connection
(c) 140TC C-Face
(d) 180TC C-Face
(e) Top mounted conduit box, if blower added, blower must be mounted F-1 or F-2.

RPM III DC shunt wound SCR drive motors, 240V armature, 240V field, power code C

3 thru 10 Hp



Features:

- Superior speed regulation
- Operation down to 25% of base speed at 67% load current
- Excellent load sharing characteristics on common drive
- Tachometer adaptable

Applications:

- Textile equipment
- Metals
- Paper
- Web Processes
- Extruders and packaging
- Machine tools

Hp	Base Speed	NEMA Frame	Voltage D.C. Arm.	Voltage D.C. Field	Full Load Amperage Arm.	Full Load Amperage Field (a)	Enclosure *	Catalog Number	List Price	Disc. Sym.	Ap'x. Shpg. Wgt.	Reliance M/N	Field Type	XPY Tach Kit
3	1750/2300	C1811ATCZ (b)	240	240	11	0.99	SPG	**CD2003R-2**	13,225	R3B	198	T18R1009	STAB	413336-1R
5	1750/2300	C1811ATCZ (b)	240	240	18.1	1.11	SPG	**CD2005R-2**	13,366	R3B	209	T18R1010	STAB	413336-1R
7 1/2	1750/2300	C1812ATCZ (b)	240	240	27	1.4	SPG	**CD2007R-2**	13,500	R3B	235	T18R1011	STAB	413336-1R
10	1750/2300	SC2113ATCZ (c)	240	240	37	2.20	SPG	**D2010R-2**	16,661	R3B	346	T21S1001	STAB	417708-21

Notes: Encoder and tachometer kits available.
(a) Field amps at 25°C
(b) 180TC C-Face
(c) 210TC C-Face
* Splash-proof Guarded (SPG) is an open machine in which the ventilating openings are so constructed that successful operation is not interfered with when drops of liquid or solid particles strike or enter the enclosure at any angle not greater than 60 degrees downward from vertical

RPM III DC shunt wound SCR drive TEFC motors, 240V and 500V armature, power code C

5 thru 50 Hp



Features:

- Laminated square frame for improved commutation
- Class F insulation system
- Service line brushes with convenient wear indicating reference lines
- PLS™ bearing lubrication system for longer bearing and motor life
- Tachometer adaptable with thermostat

Applications:

- Textile range drives
- Roofing machines
- Tube mills

Hp	Base/Max Speed	NEMA Frame	Voltage D.C.		Full Load Amperage		Catalog Number	List Price	Disc. Sym.	Ap'x. Shpg. Wgt.	Notes	Reliance M/N	Field Type	XPY Tach Kit
			Arm.	Field	Arm.	Field (a)(b)								
5	1750/2300	C1812ATZ	240	150	18.5	1.80	**D2505R**	13,981	R3B	251	87	T18R1005 (d)	STAB	417709-17
	1750/2300	SC2113ATZ	500	150/300	9	1.06	**D5505R**	15,529	R3B	340	87	T21S201 (c)	STAB	417708-21
7 1/2	1750/2300	SC2113ATZ	240	150	27	3.25	**D2507R**	16,737	R3B	359	87	T21S301	STAB	417709-65
	1750/2300	SC2113ATZ	500	150/300	13.5	1.41	**D5507R**	16,737	R3B	360	87	T21S302 (d)	STAB	417709-65
10	1750/2300	MC2113ATZ	240	150	35.5	3.13	**D2510R**	18,820	R3B	379	87	T21S303	STAB	417709-65
	1750/2300	MC2113ATZ	500	150/300	17.5	1.55	**D5510R**	18,820	R3B	405	87	T21S304	STAB	417709-65
15	1750/2300	SC2512ATZ	240	150	53.5	2.18	**D2515R**	22,702	R3B	560	6,87	T25S301	STAB	417709-66
	1750/2300	SC2512ATZ	500	150/300	25.6	1.71	**D5515R**	22,702	R3B	547	87	T25S302	STAB	417709-66
20	1750/2300	LC2512ATZ	240	150	71	4.14	**D2520R**	23,660	R3B	640	87	T25S303	STAB	417709-66
	1750/2300	LC2512ATZ	500	150/300	33	2.06	**D5520R**	23,660	R3B	640	87	T25S304	STAB	417709-66
25	1750/2300	MC2812ATZ	240	150	87	4.05	**D2525R**	27,502	R3B	805	87	T28S301	STAB	417709-67
	1750/2300	MC2812ATZ	500	150/300	41	2.23	**D5525R**	27,502	R3B	815	87	T28S302	STAB	417709-67
30	1750/2300	LC2812ATZ	500	150/300	50	1.74	**D5530R**	28,831	R3B	895	87	T28S303	STAB	417709-67
40	1750/2300	MC3212ATZ	500	150/300	65	1.82	**D5540R**	33,786	R3B	1120	87	T32S301	STAB	417709-68
50	1750/2300	LC3212ATZ	500	150/300	84	1.98	**D5550R**	35,751	R3B	1270	87	T32S302	STAB	417709-68

Notes: Encoder and tachometer available.
(a) Field amps at 25°C
(b) Field amps for high voltage connection
(c) TENV enclosure
(d) Power Code D

RPM III wound field SCR drive DPG-FV motors, 240V and 500V armature, power code C

10 thru 500 Hp

Features:

- Laminated square frame for improved commutation
- Class F insulation system
- Service line brushes with convenient wear indicating reference lines
- PLS™ bearing lubrication system for longer bearing and motor life
- Tachometer adaptable with thermostat

Applications:

- Metals
- Paper
- Web processes
- Extruders and packaging
- Machine tools

Hp	Base/Max Speed	NEMA Frame	Voltage D.C. Arm.	Voltage D.C. Field	Full Load Amperage Arm.	Full Load Amperage Field (a)(b)	Catalog Number	List Price	Disc. Sym.	Ap'x. Shpg. Wgt.	Notes	Reliance M/N	Field Type	XPY Tach Kit
10	1750/2300	SC2113ATZ	500	300	18	1.11	**D5010RS-BV**	20,017	R3B	345 (c)	101,102	T21T1342	STAB	417708-21
15	1750/2300	SC2113ATZ	240	150	56	4.73	**D2015R-BV**	17,952	R3B	345 (d)	103	T21T1359	STR	417708-21
	1750/2300	SC2113ATCZ	240	150	56	4.73	**CD2015R-BV**	18,632	R3B	345 (b)	103	T21T1384	STR	417708-21
	1750/2300	SC2113ATZ	500	300	27	2.22	**D5015R-BV**	17,952	R3B	375	103	T21T1364	STR	417708-21
	1750/2300	SC2113ATZ	500	300	27	3.03	**D5015RS-BV**	22,829	R3B	345 (c)	101,102	T21T1346	STAB	417708-21
20	1750/2300	SC2113ATZ	240	150	76.5	7.12	**D2020R-BV**	18,381	R3B	345 (d)	103	T21T1363	STR	417708-21
	1750/2300	SC2113ATZ	500	300	37	3.03	**D5020R-BV**	18,381	R3B	390	103	T21T1350	STR	417708-21
	1750/2300	MC2113ATZ	500	300	37	2.24	**D5020RS-BV**	23,363	R3B	370 (c)	101,102	T21T1344	STAB	417708-21
25	1750/2300	MC2113ATZ	240	150	96	8.43	**D2025R-BV**	21,658	R3B	370 (d)	103	T21T1371	STR	417708-21
	1750/2300	MC2113ATZ	500	300	46	3.32	**D5025R-BV**	21,658	R3B	410	6,104	T21T1351	STR	417708-21
	1750/2300	LC2113ATZ	500	300	43	3.07	**D5025RS-BV**	24,227	R3B	472 (c)	101,102	T21T1345	STAB	417708-21
30	1750/2300	LC2113ATZ	240	150	109	10	**D2030R-BV**	22,138	R3B	400	103	T21T1375	STR	417708-21
	1750/2300	LC2113ATZ	500	300	52	3.3	**D5030R-BV**	22,138	R3B	445	103	T21T1352	STR	417708-21
	1750/2300	SC2512ATZ	500	300	51	2.84	**D5030RS-BV**	25,964	R3B	535 (c)	101,102	T25T1342	STAB	417708-21
	1150/1800	LC2115ATZ	500	300	54	3.95	**D5130R-BV**	24,150	R3B	480	104	T21T1378	STR	417708-21
40	1750/2300	LC2115ATZ	240	150	146	5.63	**D2040R-BV**	22,151	R3B	480	6,103	T21T1380	STR	417708-21
	1750/2100	MC2115ATZ	500	300	69	4.49	**D5040R-BV**	23,750	R3B	501	103	T21T2353	STR	417708-21
	1750/2100	MC2512ATZ	500	300	68.5	2.88	**D5040RS-BV**	28,162	R3B	570 (c)	6,101,102	T25T1344	STAB	417708-21
	1150/2000	LC2512ATZ	500	300	72	5.27	**D5140R-BV**	29,512	R3B	640	104	T25T1355	STR	417708-21
50	1750/2100	LC2115ATZ	500	300	87	3.95	**D5050R-BV**	25,680	R3B	520	103	T21T2354	STR	417708-21
	1750/2100	LC2512ATZ	500	300	84	3.38	**D5050RS-BV**	29,831	R3B	660 (c)	6,101,102	T25T1339	STAB	417708-21
	1150/1900	C2514ATZ	500	300	87	4.06	**D5150R-BV**	30,188	R3B	695	6,104	T25T1359	STR	417708-21
60	1750/2300	LC2512ATZ	500	300	102	4.61	**D5060R-BV**	27,703	R3B	610	103	T25T2348	STR	417708-21
	1750/2100	MC2812ATZ	500	300	100	3.43	**D5060RS-BV**	31,505	R3B	860 (c)	6,101,102	T28T1330	STAB	417708-26
	1150/1900	C2515ATZ	500	300	102	5.18	**D5160R-BV**	32,454	R3B	805	6,103	T25T1364	STR	417708-21
75	1750/2100	C2514ATZ	500	300	124	6.21	**D5075R-BV**	32,454	R3B	767	103	T25T2349	STR	417708-21
	1750/2100	MC3212ATZ	500	300	124	3.63	**D5075RS-1BV**	35,374	R3B	1210 (c)	6,101,102	T28T1327	STAB	417708-26
	1150/2000	MC3212ATZ	500	300	125	4.15	**D5175R-1BV**	33,006	R3B	1125	6,103	T28T1342	STR	417708-26
100	1750/2000	C2515ATZ	500	300	167	6.7	**D50100R-BV**	33,006	R3B	890	103	T25T2350	STR	417708-21
	1750/2000	MC3212ATZ	500	300	162	3.34	**D50100RS-BV**	36,449	R3B	1210 (c)	6,101,102	T32T1314	STAB	417708-26
	1150/1850	C3214ATZ	500	300	168	4.15	**D51100RB-1BV**	37,982	R3B	1475	6,104	T28T1344	STR	417708-26
125	1750/2000	C2813ATZ	500	300	204	6.93	**D50125R-BV**	33,006	R3B	997	6,103	T28T1333	STR	417708-26
	1750/2000	UC2813ATZ	500	300	204	6.93	**D50125UR-BV**	33,006	R3B	945	5,6,103	T28T1349	STR	417708-26
	1750/2000	LC3212ATZ	500	300	203	4.4	**D50125RS-BV**	37,556	R3B	1290 (c)	6,101,102	T32T1318	STAB	417708-26
	1150/2000	UC3214ATZ	500	300	204	8.37	**D51125RR-BV**	39,583	R3B	1475	5,6,103	T32T1327	STR	417708-26
150	1750/2000	C2815ATZ	500	300	250	10.64	**D50150RE-BV**	34,334	R3B	1197	6, 103	T28T1352	STR	417708-26
	1750/2000	UC2815ATZ	500	300	250	10.64	**D50150URE-BV**	34,875	R3B	1197	5,6,103	T28T1351	STR	417708-26
	1750/2000	MC3612ATZ	500	300	240	4.81	**D50150RS-BV**	47,174	R3B	1630 (c)	6,105	T36S1313	STAB	417708-26
200	1750/2100	UC3214ATZ	500	300	322	8.37	**D50200RR-BV**	38,429	R3B	1475	5,6,103	T32T1322	STR	417708-26
	1750/2000	LC3612ATZ	500	300	321	5.41	**D50200RS-BV**	49,935	R3B	1905 (c)	6,105	T36S1314	STAB	417708-26
	1150/2000	MC4013ATZ	500	300	323	10.7	**D51200R-1BV**	69,329	R3B	1850	6,104	T36S1325	STR	417708-26

Notes: Encoder and tachometer kits available.
(a) Field amps at 25°C
(b) 210TC C-Face

Red catalog number indicates **NEW** product.
(c) Extruder duty enclosed commutator design
(d) Power Code D

RPM III wound field SCR drive DPG-FV motors, 240V and 500V armature, power code C

Hp	Base/Max Speed	NEMA Frame	Voltage D.C. Arm.	Voltage D.C. Field	Full Load Amperage Arm.	Full Load Amperage Field (a)(b)	Catalog Number	List Price	Disc. Sym.	Ap'x. Shpg. Wgt.	Notes	Reliance M/N	Field Type	XPY Tach Kit
250	1750/2000	ULC3612ATZ	500	300	405	8.87	**D50250RR-BV**	46,389	R3B	1891	5,6,104	T36S1318	STR	417708-26
	1750/2000	C4011ATZ	500	300	400	6.63	**D50250RS-BV**	71,462	R3B	2310 (c)	6,105	T40S1306	STAB	417708-26
	1150/2000	MC4013ATZ	500	300	406	10.7	**D51250R-BV**	81,353	R3B	2735	6,104	T40S1317	STR	417708-26
300	1750/2000	LC3613ATZ	500	300	478	12.5	**D50300R-BV**	48,326	R3B	2190	6,104	T36S1319	STR	417708-26
	1750/2100	MC4013ATZ	500	300	478	6.5	**D50300RS-BV**	83,159	R3B	2815 (c)	6,105	T40S1309	STAB	417708-26
	1150/2000	LC4013ATZ	500	300	485	13.2	**D51300R-BV**	84,181	R3B	3015	6,104	T40S1320	STR	417708-26
400	1750/2000	MC4013ATZ	500	300	640	11.9	**D50400R-BV**	83,159	R3B	3040	6,104	T40S1314	STR	417708-26
	1750/2000	LC4013ATZ	500	300	635	7.97	**D50400RS-BV**	85,172	R3B	3040 (c)	6,105	T40S1311	STAB	417708-26
	1150/1600	C4413ATZ	500	300	644	13	**D51400R-BV**	105,589	R3B	3830	6,101,104	T44T1304	STR	417708-156
500	1750/2050	C4412ATZ	500	300	797	10.8	**D50500R-BV**	105,971	R3B	3480	6,101,104	T44T1305	STR	417708-156
	1150/1450	C4414ATZ	500	300	805	12.3	**D51500R-BV**	119,919	R3B	4560	6,101,104	T44T1306	STR	417708-156

Notes: Encoder and tachometer kits available.
(a) Field amps at 25°C
(b) 210TC C-Face
(c) Extruder duty enclosed commutator design
(d) Power Code D

RPM III wound field SCR drive DPG motors, 240V and 500V armature, power code C

3 thru 60 Hp



Features:

- Laminated square frame for improved commutation
- High limit thermostat
- Tachometer adaptable
- Class F insulation system
- Service line brushes with convenient wear indicating reference lines
- PLS™ bearing lubrication system for longer bearing and motor life

Applications:

- Metals
- Paper
- Web processes
- Extruders and packaging
- Machine tools

Hp	Base/Max Speed	NEMA Frame	Voltage D.C. Arm.	Voltage D.C. Field	Full Load Amperage Arm.	Full Load Amperage Field (a)(b)	Catalog Number	List Price	Disc. Sym.	Ap'x. Shpg. Wgt.	Notes	Reliance M/N	Field Type	XPY Tach Kit
3	1750/2300	DC189ATCZ (c)(e)	240	150	11	1.52	**D2003R**	11,719	R3B	161	80,83	T18R1127	STAB	413336-1R
	1750/2300	C1811ATZ	500	300	5.2	0.72	**D5003R**	12,713	R3B	197	80	T18R1333 (d)	STR	413336-1R
5	1750/2300	C1811ATZ	240	150	19.2	1.77	**D2005R**	12,484	R3B	194	80,83	T18R1318 (d)	STAB	413336-1R
	1750/2300	C1811ATZ	500	300	9	1	**D5005R**	12,713	R3B	194	80	T18R1334 (d)	STR	413336-1R
7 1/2	1750/2300	C1811ATZ	240	150	28	1.95	**D2007R**	12,546	R3B	210	80,83	T18R1301 (d)	STAB	413336-1R
	1750/2300	C1811ATZ	500	300	13.5	1.29	**D5007R**	12,807	R3B	197	80	T18R1335 (d)	STR	413336-1R
10	1750/2300	C1812ATZ	240	150	37	2.13	**D2010R**	13,926	R3B	233	80,84	T18R1302 (d)	STAB	413336-1R
	1750/2300	C1812ATZ	500	300	17.4	1.09	**D5010R**	13,000	R3B	227	80,85	T18R1307 (d)	STAB	413336-1R
15	1750/2300	SC2113ATZ	240	150	56	4.12	**D2015R**	15,494	R3B	315	87	T21S1330	STAB	417708-21
	1750/2300	SC2113ATZ	500	150/300	27	1.76	**D5015R**	15,628	R3B	320	87	T21S1322	STAB	417708-21
20	1750/2300	LC2113ATZ	240	150	74	4.23	**D2020R**	16,353	R3B	403	87	T21S1331	STAB	417708-21
	1750/2300	MC2113ATZ	500	150/300	35	1.98	**D5020R**	17,721	R3B	372	87	T21S1323	STAB	417708-21
25	1750/2300	LC2113ATZ	240	150	91.5	5.84	**D2025R**	17,979	R3B	415	87	T21S1332	STAB	417708-21
	1750/2300	LC2113ATZ	500	150/300	43	2.63	**D5025R**	16,930	R3B	394	87	T21S1324	STAB	417708-21
30	1750/2300	SC2512ATZ	240	150	111	3.45	**D2030R**	17,531	R3B	515	87	T25S1330	STAB	417708-21
	1750/2300	SC2512ATZ	500	150/300	52	1.71	**D5030R**	17,832	R3B	520	87	T25S1322	STAB	417708-21
40	1750/2300	LC2512ATZ	500	150/300	68	2.4	**D5040R**	19,577	R3B	605	6,87	T25S1323	STAB	417708-21
50	1750/2300	MC2812ATZ	500	150/300	85	2.02	**D5050R**	22,710	R3B	766	6,87	T28S1313	STAB	417708-26
60	1750/2100	LC2812ATZ	500	300	100	2.78	**D5060R**	23,856	R3B	860	6,87	T28S1314	STAB	417708-26

Notes: Encoder and tachometer kits available.
(a) Field amps at 25°C
(b) Field amps for high voltage connection
(c) 180 TC C-Face
(d) Power Code D
(e) Top mounted conduit box, if blower added, blower must be mounted F-1 or F-2

RPM III DC motor encoder and tachometer kits

Applications: Encoder and tachometer kits for field installation

Features: Kits include the encoder or tachometer and all mounting hardware required for installation on RPM III DC motors.

Device Type	Output	Catalog Number	Frames	Enclosure	List Price	Disc. Sym.	Ap'x. Shpg. Wgt.
RD120-1	1 x 120 ppr	**417708-30**	DC180, C180, DC2112	DPG, DPFV	3,164	SVC	5
		417708-32	C210-C250	DPG, DPFV, TENV	3,164	SVC	5
		417708-33	C280-C400	DPG, DPFV, TENV	3,164	SVC	5
RD120-2	2 x 120 ppr	**417708-34**	DC180, C180, DC2112	DPG, DPFV	3,764	SVC	5
		417708-36	C210-C250	DPG, DPFV, TENV	3,764	SVC	5
		417708-37	C280-C400	DPG, DPFV, TENV	3,764	SVC	5
H20	1024 ppr	**417708-133**	DC180, C180, DC2112	DPG, DPFV, TENV	4,036	SVC	5
		417708-134	C210-C250	DPG, DPFV, TENV	4,036	SVC	5
		417708-135	C280-C400	DPG, DPFV, TENV	4,036	SVC	5
		417708-151	C440	DPG, DPFV, TENV	4,036	SVC	5
RL67	1024z ppr	**417708-126**	DC180, C180, DC2112	DPG, DPFV, TENV	5,128	SVC	4
		417708-136	C210-C250	DPG, DPFV, TENV	5,128	SVC	6
		417708-137	C280-C400	DPG, DPFV, TENV	5,128	SVC	6

Encoder and tachometer mounting kits (less tach)

Applications: Encoder and tachometer kits for field installation

Features: Kits include all mounting hardware required for installation on RPM III DC motors. Feedback device not included.

Device Type	Catalog Number	Frames	Enclosure	List Price	Disc. Sym.	Ap'x. Shpg. Wgt.
XC42, XC46, BC42, BC46, H56, 800123-R & -S	**413336-2R**	DC180, C180, DC2112	DPG, DPFV, TENV	1,689	SVC	9
	417708-22	C210-C250	DPG, DPFV, TENV	1,689	SVC	9
	417708-27	C280-C400	DPG, DPFV, TENV	1,689	SVC	9
XPY, XPYII, 5PY, RPY444	**413336-1R**	DC180, C180, DC2112	DPG, DPFV, TENV	1,689	SVC	7
	417708-21	C210-C250	DPG, DPFV, TENV	1,689	SVC	7
	417708-26	C280-C400	DPG, DPFV, TENV	1,689	SVC	7
	417708-156	C440	DPG, DPFV, TENV	1,689	SVC	8
	417709-17	C180	TEFC	4,245	SVC	6
	417709-65	C210	TEFC	4,245	SVC	6
	417709-66	C250	TEFC	4,245	SVC	9
	417709-67	C280	TEFC	4,245	SVC	15
RL67	**417708-41**	C210 - C250	DPG, DPFV, TENV	1,091	SVC	2
	417708-42	C280 - C400	DPG, DPFV, TENV	1,091	SVC	1

Blower kits for use with RPM III DC motors

Suitable for operation on 230/460V or 240/480V, 3-Phase, 50/60 Hz

Motor Frame	Catalog Number	List Price	Disc. Sym.	Ap'x. Shpg. Wgt. (lb)	Description
C180ATZ, DC180ATZ	**417077-51**	1,491	SVC	44	Blower Kit Without Filter
C210ATZ	**419947-29**	1,491	SVC	83	Blower Kit Without Filter
C250ATZ	**419947-30**	1,491	SVC	39	Blower Kit Without Filter
C280ATZ	**419947-32**	1,823	SVC	84	Blower Kit Without Filter
C320ATZ	**419947-34**	2,123	SVC	90	Blower Kit Without Filter
C3612ATZ	**417077-74**	2,123	SVC	90	Blower Kit Without Filter
C3613ATZ	**417077-127**	2,123	SVC	110	Blower Kit Without Filter
C400ATZ	**417077-75**	2,324	SVC	85	Blower Kit Without Filter
C440ATZ	**417077-126**	4,738	SVC	225	Blower Kit Without Filter

Filter kits for use with DPF-FV, RPM III DC motors

Suitable for operation on 230/460V or 240/480V, 3-Phase, 50/60 Hz

Motor Frame	Catalog Number	List Price	Disc. Sym.	Ap'x. Shpg. Wgt. (lb)	Description
C180ATZ, DC180ATZ	**417077-57**	911	SVC	2	Washable Wire Mesh Canister Type
C2113ATZ	**417077-58**	911	SVC	4	Washable Wire Mesh Canister Type
C2115ATZ	**417077-59**	911	SVC	4	Washable Wire Mesh Canister Type
C2512ATZ	**417077-58**	911	SVC	4	Washable Wire Mesh Canister Type
C2514ATZ	**417077-59**	911	SVC	4	Washable Wire Mesh Canister Type
C2515ATZ	**417077-59**	911	SVC	4	Washable Wire Mesh Canister Type
C2812ATZ	**417077-59**	911	SVC	4	Washable Wire Mesh Canister Type
C2813ATZ	**417077-59**	911	SVC	4	Washable Wire Mesh Canister Type
C2815ATZ	**417077-59**	911	SVC	4	Washable Wire Mesh Canister Type
C3210ATZ	**417077-59**	911	SVC	4	Washable Wire Mesh Canister Type
C3212ATZ	**417077-59**	911	SVC	4	Washable Wire Mesh Canister Type
C3214ATZ	**417077-59**	911	SVC	4	Washable Wire Mesh Canister Type
C3612ATZ	**417077-65**	1,165	SVC	7	Washable Wire Mesh Canister Type
C3613ATZ	**417077-102**	1,642	SVC	6	Washable Wire Mesh Canister Type
C400ATZ	**417077-102**	1,642	SVC	6	Washable Wire Mesh Canister Type
C440ATZ	**417077-124**	1,893	SVC	22	Square Replaceable Polyester Type

Sliding Bases for RPM III DC motors

Suitable for operation on 230/460V or 240/480V, 3-Phase, 50/60 Hz

Applications: Used for adjusting belt tension on belted applications. Not suitable for wall or ceiling mounting.

Motor Frame	Catalog Number	List Price	Disc. Sym.	Ap'x. Shpg. Wgt. (lb)	Description	Dimension Sheet
DC1810ATZ	**42384-26D**	340	SVC	14	Standard Duty	609987-501
DC1811ATZ	**42384-26BE**	340	SVC	17	Heavy Duty	609987-501
C1811ATZ	**42384-26BE**	319	SVC	17	Heavy Duty	609987-1
C1812ATZ	**42384-26BF**	319	SVC	17	Heavy Duty	609987-1
DC2112ATZ	**42384-26BH**	340	SVC	29	Heavy Duty	609958-51
C2113ATZ	**419914-1A**	340	SVC	50	Heavy Duty	609957-1
C2512ATZ	**419914-1B**	634	SVC	33	Heavy Duty	609957-1
C2514ATZ	**419914-1R**	1,223	SVC	59	Heavy Duty	609957-1
C2515ATZ	**419914-1S**	634	SVC	36	Heavy Duty	609957-1
UC2812ATZ	**419914-1C**	1,223	SVC	37	Heavy Duty	609957-1
UC2813ATZ	**419914-1T**	1,223	SVC	26	Heavy Duty	609957-1
UC2815ATZ	**419914-1U**	1,223	SVC	42	Heavy Duty	609957-1
UC3212ATZ	**419914-1D**	1,606	SVC	69	Heavy Duty	609977-1
UC3214ATZ	**419914-1W**	1,606	SVC	76	Heavy Duty	609977-1
UC3612ATZ	**419914-1E**	2,166	SVC	76	Heavy Duty	609977-1

SCR drive motors, shunt wound – DPFG, self ventilated, rigid base

5 thru 250 Hp

Features:

- High dielectric stability
- Low moment of inertia armature for fast response
- Includes thermostat on interpole
- Constant pressure brush springs and longer brushes for reduced maintenance
- Class F insulation system
- Includes grease fittings and reliefs for bearing maintenance
- Tachometer adaptable

Applications:

- Conveyors
- Plastic extruders
- Packaging machinery
- Other constant torque applications

Hp	Base/Max Speed (a)	NEMA Frame	Voltage D.C. Arm.	Voltage D.C. Field	Full Load Amperage Arm.	Full Load Amperage Field (b)	Catalog Number	List Price Motors Only (c)	Disc. Sym.	Ap'x. Shpg. Wgt. (d)	XPY Tach Kit	Blower Catalog Number	Shunt Type	Notes (e)
5	1750/2300	L186AT	240	150/300	17.7	.74	**D2005P**	9,101	RSV	180	TKP1836XP	FVB3180	Straight	2,20
			500	150/300	8.5	.669	**D5005P**	9,101	RSV	162	TKP1836XP	FVB3180	Straight	2,20
7 1/2	1750/2300	1810AT	240	150/300	27.8	.92	**D2007P**	10,603	RSV	218	TKP1836XP	FVB3180	Straight	2,20
		218AT	500	150/300	13.2	.685	**D5007P**	10,603	RSV	235	TKP1836XP	FVB3210	Straight	2,20
10	1750/2300	219AT	240	150/300	36.6	2.14	**D2010P**	10,800	RSV	245	TKP1836XP	FVB3210	Straight	2,20
			500	150/300	17.2	1.36	**D5010P**	10,800	RSV	255	TKP1836XP	FVB3210	Straight	2,20
15	1750/2300	258AT	240	150/300	55	2.60	**D2015P**	12,088	RSV	375	TKP1836XP	FVB3250	Straight	2,20
			500	150/300	25.2	1.39	**D5015P**	12,088	RSV	375	TKP1836XP	FVB3250	Straight	2,20
20	1750/2300	259AT	240	150/300	70.5	2.48	**D2020P**	12,736	RSV	430	TKP1836XP	FVB3250	Straight	2,20
			500	150/300	35.1	1.24	**D5020P**	12,736	RSV	430	TKP1836XP	FVB3250	Straight	2,20
25	1750/2300	288AT	240	150/300	89.2	2.96	**D2025P**	15,694	RSV	575	TKP1836XP	FVB4280	Straight	2,20
		287-8AT	500	150/300	43.4	1.64	**D5025P**	15,694	RSV	490	TKP1836XP	FVB4280	Straight	2,20
30	1750/2300	288AT	240	150/300	106	2.96	**D2030P**	15,694	RSV	595	TKP1836XP	FVB4280	Straight	2,20
			500	150/300	50	2	**D5030P**	15,694	RSV	590	TKP1836XP	FVB4280	Straight	2,20
40	1750/2100	328AT	500	150/300	67.9	2.16	**D5040P**	21,005	RSV	784	TKP1836XP	FVB6320	Straight	2,20
50	1750/2100	328AT	500	150/300	83.7	1.99	**D5050P**	21,005	RSV	822	TKP1836XP	FVB6320	Straight	2,20
60	1750/2100	365-6AT	500	150/300	98.6	1.74	**D5060P**	28,164	RSV	790	TKP1836XP	FVB6400	Stab	2,20
75	1750/2100	366AT	500	150/300	123	1.48	**D5075P**	28,164	RSV	905	TKP1836XP	FVB6400	Stab	2,20
100	1750/2000	368AT	500	150/300	158	3	**D50100P**	37,985	RSV	1100	TKP1836XP	FVB6400	Straight	2,20
125	1750/2000	407AT	500	150/300	200	3	**D50125P**	43,687	RSV	1445	TKP400XP	FVB6400	Straight	2,20
150	1750/2000	409AT	500	150/300	237	2.34	**D50150P**	54,469	RSV	1785	TKP400XP	FVB6400	Straight	2,20
200	1750/1900	504AT	500	150/300	320	3.9	**D50200P**	65,961	RSV	2095	TKP500XP	FVB8500	Straight	2,20
250	1750/1900	506AT	500	150/300	392	5.01	**D50250P**	78,440	RSV	2540	TKP500XP	FVB8500	Straight	2,20

Notes:

(a) DPFG enclosure is self-ventilated. Speed can be reduced to approximately 60% of base speed with constant torque. See performance data in CA608 catalog for specific speed-torque curves. Separate blower can be used to increase operating range below 60% of base speed.

(b) Field amps are for 150V connection on 240VDC motors; 300V connection on 500VDC motors.

(c) Does not include price of blower.

(d) Does not include weight of blower.

(e) See notes on inside back flap.

180 frame motors are supplied without external conduit box, see online layout drawing for details.

SCR drive motor, shunt and stabilized shunt wound DPBV enclosure – rigid base

40 thru 500 Hp

Features:

- High dielectric stability
- Low moment of inertia armature for fast response
- Includes thermostat on interpole
- Constant pressure brush springs and longer brushes for reduced maintenance
- Class F insulation system
- Includes grease fittings and reliefs for bearing maintenance
- Tachometer adaptable
- Blower-ventilated, includes filter

Applications:

- Conveyors
- Plastic extruders
- Packaging machinery
- Other constant torque applications

Hp	Base/Max Speed	NEMA Frame	Voltage D.C. Arm.	Voltage D.C. Field	Full Load Amperage Arm.	Full Load Amperage Field (a)	Catalog Number	List Price w/Blower & Filter	Disc. Sym.	Ap'x. Shpg. Wgt.	XPY Tach Kit	Field Type	Notes (b)
40	1750/2100	328AT	240	150/300	138	2.64	**D2040P-BV**	24,447	RSV	855	TKP1836XP	STR	2,20
			500	150/300	67.9	2.16	**D5040P-BV**	24,447	RSV	830	TKP1836XP	STR	2,20
50	1750/2100	328AT	240	150/300	175	2.64	**D2050P-BV**	25,847	RSV	873	TKP1836XP	STR	2,20
			500	150/300	83.7	1.99	**D5050P-BV**	25,847	RSV	885	TKP1836XP	STR	2,20
60	1750/2100	366AT	240	150/300	201	5.58	**D2060P2-BV**	31,637	RSV	980	TKP1836XP	STR (c)	2,20
		365-6AT	500	150/300	98.6	1.74	**D5060P-BV**	31,637	RSV	880	TKP1836XP	STAB	2,20
75	1750/2100	366AT	240	150/300	256	5.58	**D2075P2-BV**	33,037	RSV	975	TKP1836XP	STR (c)	2,20
			500	150/300	123	1.48	**D5075P-BV**	33,037	RSV	960	TKP1836XP	STAB	2,20
100	1750/2000	368AT	500	150/300	158	3	**D50100P2-BV**	39,958	RSV	1145	TKP1836XP	STR (c)	2,20
125	1750/2000	368AT	500	150/300	197	3	**D50125P2-BV**	41,458	RSV	1170	TKP1836XP	STR(c)	2,20
150	1750/2000	407-9AT	500	150/300	238	2.69	**D50150P2-BV**	50,510	RSV	1519	TKP400XP	STR (c)	2,20
200	1750/1900	409AT	500	150/300	311	3.75	**D50200P2-BV**	59,181	RSV	1830	TKP400XP	STR (c)	2,20
250	1750/1900	504-6AT	500	150/300	405	4.85	**D50250P2-BV**	69,450	RSV	2175	TKP500XP	STR (c)	2,20
300	1750	506AT	500	150/300	478	6.2	**D50300P2-BV**	79,928	RSV	2629	TKP500XP	STR (c)	2,20
400	1750/1900	508AT	500	150/300	624	6.07	**D50400P2-BV**	99,298	RSV	3285	TKP5006XP	STR (c)	2,20
500	1750/1900	5010AT	500	150/300	788	6.03	**D50500P2-BV**	122,295	RSV	4170	TKP500XP	STR (c)	2,20

Notes: (a) Field amps are for 150V connection on 240VDC motors; 300V connection on 500VDC motors.
(b) See notes on inside back flap.
Red catalog number indicates **NEW** product.

SCR drive motor, 240V armature – 240V field shunt wound DPFG – Self-ventilated rigid base and C-Face

3 thru 15 Hp

Features:

- High dielectric stability
- Low moment of inertia armature for fast response
- Includes thermostat on interpole
- Constant pressure brush springs and longer brushes for reduced maintenance
- Class F insulation system
- Includes grease fittings and reliefs for bearing maintenance
- Power Code C or M-G sets
- Maximum RPM by field weakening

Applications:

- Textile equipment
- Conveyors
- Plastic extruders
- Packaging machinery
- Other constant torque applications

Hp	Base/Max Speed	NEMA Frame	Voltage D.C. Arm.	Voltage D.C. Field	Full Load Amperage Arm.	Full Load Amperage Field (a)	Catalog Number	List Price Motor (b)	Disc. Sym.	Ap'x. Shpg. Wgt. (c)	XPY Tach Kit	Blower Catalog Number	Notes (d)
3	1750/2300	L186ATC	240	120/240	10.6	.445	**CD2003P-2**	9326	RSV	170	TKP1836XP	FVB3180	2
5	1750/2300	L186ATC	240	120/240	17.7	.484	**CD2005P-2**	9469	RSV	170	TKP1836XP	FVB3180	2
7 1/2	1750/2300	1810ATC	240	120/240	28.1	.458	**CD2007P-2**	10,821	RSV	222	TKP1836XP	FVB3180	2
10	1750/2300	219ATC	240	120/240	36.6	1.26	**CD2010P-2**	11,207	RSV	250	TKP1836XP	FVB3210	2
15	1750/2300	258ATC	240	120/240	55	1.25	**CD2015P-2**	12,720	RSV	408	TKP1836XP	FVB3250	2

Notes: (a) Field amps for 240VDC connection.
(b) Does not include price of blower and filter.
(c) Does not include weight of blower and filter. Tach mounting kits available.
(d) See notes on inside back flap. 180 frame motors are supplied without external conduit box, see online layout drawing for details.

Shunt wound SCR drive motor – TEFC, rigid base

5 thru 25 Hp

Features:

- Includes thermostat on interpole
- Constant pressure brush springs and longer brushes for reduced maintenance
- Class F insulation system
- Includes grease fittings and reliefs for bearing maintenance
- Tachometer adaptable

Applications:

- Conveyors
- Packaging machinery

Hp	Base/Max Speed	NEMA Frame	Voltage D.C. Arm.	Voltage D.C. Field	Full Load Amperage Arm.	Full Load Amperage Field (a)	Catalog Number	List Price Motors Only	Disc. Sym.	Ap'x. Shpg. Wgt.	XPY Tach Kit	Notes (b)
5	1750/2300	1810AT	240	150/300	17.6	0.764	**D2505P**	10,460	RSV	220	N/A	2
			500	150/300	8.3	0.382	**D5505P**	10,460	RSV	214	N/A	2
7 1/2	1750/2300	2110AT	240	150/300	26.6	2.10	**D2507P**	12,308	RSV	300	TKP2136XPT	2
			500	150/300	12.3	1.05	**D5507P**	12,308	RSV	310	TKP2136XPT	2
10	1750/2300	259AT	240	150/300	34.3	1.72	**D2510P**	13,875	RSV	250	TKP2136XPT	2
			500	150/300	16.3	0.86	**D5510P**	13,875	RSV	250	TKP2136XPT	2
15	1750/2300	288AT	240	150/300	51.7	1.96	**D2515P**	17,896	RSV	630	TKP2136XPT	2
			500	150/300	24.5	0.99	**D5515P**	17,896	RSV	630	TKP2136XPT	2
20	1750/2300	328AT	240	150/300	68.8	2.22	**D2520P**	23,569	RSV	850	TKP2136XPT	2
			500	150/300	32.7	1.11	**D5520P**	23,569	RSV	875	TKP2136XPT	2
25	1750/2300	328AT	240	150/300	84.8	2.22	**D2525P**	24,969	RSV	872	TKP2136XPT	2
			500	150/300	40.9	1.11	**D5525P**	24,969	RSV	875	TKP2136XPT	2

Notes: (a) Field amps are for 150V connection on 240VDC motors; 300V connection on 500VDC motors. Tach mounting kits available.
(b) See notes on inside back flap.
180 frame motors are supplied without external conduit box, see online layout drawing for details.

Lifting magnet generators

5 thru 40 kW

Features:

- Class H insulation with Class F temperature rise
- Precision brush holders
- Constant pressure brush springs
- Double sealed bearings
- Compound wound with drooping voltage characteristics
- CDMG generators have C-Face and base mounting

Applications:

- Crane mounted lifting magnets

kW	Base Speed	NEMA Frame	Voltage D.C. Arm.	Voltage D.C. Field	Full Load Amperage Arm.	Full Load Amperage Field	Catalog Number	List Price	Disc. Sym.	Ap'x. Shpg. Wgt.	Field Control Rheostat Ohms	Field Control Rheostat Amp Max.	Notes (a)
5	2500	1810AT	230	230	21.7	0.62	**DMG2305**	10,670	RSV	220	300	0.85	2
7 1/2	2500	219AT	230	230	32.6	1.15	**DMG2307**	10,882	RSV	245	150	1.6	2
10	2500	219AT	230	230	43.5	0.878	**DMG2310**	11,177	RSV	250	200	1.4	2
		219ATC	230	230	43.5	0.878	**CDMG2310**	11,399	RSV	250	200	1.4	2
15	1750	259AT	230	230	65	1.33	**DMG2315**	16,097	RSV	250	200	1.82	2
		259ATC	230	230	65	1.33	**CDMG2315**	16,684	RSV	250	200	1.82	2
20	1750	288AT	230	230	87	1.8	**DMG2320**	17,822	RSV	595	125	2.52	2
		288ATC	230	230	87	1.8	**CDMG2320**	18,625	RSV	613	125	2.52	2
25	1750	328AT	230	230	109	2.13	**DMG2325**	19,269	RSV	820	100	3.0	2
		328ATC	230	230	109	2.13	**CDMG2325**	20,265	RSV	886	100	3.0	2
33	1750	328AT	230	230	144	2.13	**DMG2333**	24,435	RSV	840	100	3.0	2
		328ATC	230	230	144	2.13	**CDMG2333**	25,423	RSV	880	100	3.0	2
40	1750	329AT	230	230	174	3.7	**DMG2340**	26,785	RSV	910	50	5.2	2

Notes:
Field control rheostat and meters are not included in price or available from ABB.
(a) See notes on inside back flap.

Tach mounting kits and cooling blowers for DC integral Hp motors

Applications: Allows addition of DC, AC and digital tachometers to large DC motors for closed-loop operation.

Features: Tach mounting kits supply adapter, coupling, accessory shaft and mounting hardware. Allows mounting to 8.5 inch accessory face on most large DC motors.

Tach mounting kits for DC integral Hp motor catalog no. ending with "P"

Tach Type	Motor Frame	Motor Enclosure	Catalog Number	List Price	Disc. Sym.	Ap'x. Shpg. Wgt.
	180/360	DPFG, DPBV	**14009-1**	1,460	SVC	2
	210/360	TEFC	**TKP2136XPT**	1,460	SVC	13
	400	DPFG, DPBV	**TKP400XP**	1,460	SVC	2
	500	DPFG, DPBV	**TKP500XP**	1,460	SVC	3
XC42 or XC46	210/360	DPFG, DPBV	**TKP2136XC**	1,689	SVC	16
	500	DPFG, DPBV	**TKP500XC**	1,689	SVC	7
ENC00NV ENCODER	180/360	DPFG, DPBV	**TKP1836ENC**	867	SVC	17
	400	DPFG, DPBV	**TKP400ENC**	867	SVC	16
	500	DPFG, DPBV	**TKP500ENC**	867	SVC	17
NCS PANCAKE	210/360	DPFG, DPBV	**TKP2136NC**	65	SVC	3
	400	DPFG, DPBV	**TKP400NC**	65	SVC	1
	500	DPFG, DPBV	**TKP500NC**	575	SVC	1
AC PANCAKE	210/360	DPFG, DPBV	**TKP2136AC**	65	SVC	2
	400	DPFG, DPBV	**TKP400AC**	65	SVC	1
	500	DPFG, DPBV	**TKP500AC**	65	SVC	1

Blower and mounting kits for DC integral Hp motor catalog no. ending with "P"

Motor Frame	Catalog Number	Blower Power	Blower Size	List Price	Disc. Sym.	Ap'x. Shpg. Wgt.
Blower and mounting kit						
180	**FVB3180**	1 PH	LM 3	1,491	SVC	18
210	**FVB3210**	3 PH	LM 3	1,491	SVC	25
250	**FVB3250**	3 PH	LM 3	1,491	SVC	19
280	**FVB4280**	3 PH	LM 4	1,823	SVC	44
320	**FVB6320**	3 PH	LM 6	2,123	SVC	46
360-400	**FVB6400**	3 PH	LM 6	2,323	SVC	59
504-506	**FVB8500**	3 PH	LM 8	2,750	SVC	93
508-5012	**FVB95010** [a]	3 PH	LM 9	4,238	SVC	171
Filter and hardware for above blowers						
180, 210, 250	**FLT3210-250** [b]	–	LM 3	791	SVC	2
280	**FLT4280**	–	LM 4	791	SVC	9
320,360,400	**FLT6320-400**	–	LM 6	791	SVC	14
504-506	**FLT8500**	–	LM 8	965	SVC	9

Notes:
(a) Includes Blower and Filter.
(b) Also used with FVB3180.

Tachometer generators DC, AC and digital output

Flange Mounted

Foot Mounted

Applications: Speed feedback for controls.

Features: Ball bearing construction, UL/CSA approved, IP55, standard mounting C-Face and foot mounted.

Generator Type	Voltage	Catalog Number	List Price	Disc. Sym.	Ap'x. Shpg. Wgt.
XPY flange mount (DC)					
XPYIV	50VDC	**CMTG50XPYIV**	3,500	R3B	5.5
XPYIV	100VDC	**CMTG100XPYIV**	3,500	R3B	5.5
XPY foot mount (DC)					
XPYIV	50VDC	**FMTG50XPYIV**	3,500	R3B	6.4
XPYIV	100VDC	**FMTG100XPYIV**	3,500	R3B	6.4
Encoder based digital PY flange mount					
DPY	1024PPR	**PTG1024LD (a)**	1,895	R3B	1
Electrically isolated encoder					
E-ACC	1024PPR	**ENC00NV (a)**	1,932	SVC	2

Notes:
Flange mounted tachs require tach adapters.
XPY tachs have UL/CSA listing, file number E351535.
(a) See Feedback Cable Assemblies for cables.
Red catalog number indicates **NEW** product.

Field conversion tach mounting kits

For permanent magnet and shunt wound motors

For PY Flange mounted BTG1000, XPY, XPYII and DPY tachometers.

Complete kits consisting of fan cover (except TK3300), shaft extension coupling and tach adapter bracket with miscellaneous hardware.

If you prefer, the conversion can be made by Motor Mod Express®.

Tach kits will not work with explosion proof motors (CDPX or CDX).

See PY flange mount tachs.

Baldor-Reliance® Motor Type	Kit Catalog Number	List Price	Disc. Sym.	Ap'x. Shpg. Wgt.
3300P	**TK3300**	202	SVC	1
3400D/P	**TK3400**	358	SVC	4
3500D/P	**TK3500**	377	SVC	9
3600D	**TK3600**	498	SVC	10
3600P	**TK3600PM**	498	SVC	7

NEMA 1 enclosed DC controls for PMDC and shunt wound motors

1/100 thru 2 Hp, 115/230 VAC, single phase, 50/60 Hz

BC140-FBR
Enclosed
(NEMA 1)

BC138
Enclosed
(NEMA 1)

Applications: General purpose industrial use with permanent magnet or shunt wound DC motors.

Features: SCR controls have a free-wheeling diode and feature adjustable accel, decel, current limit, IR comp, min. and max speed pots to match applications. The anti-demag feature protects PM motors and helps protect the SCR power bridge against direct shorts.

Rugged all-metal NEMA 1 / IP20 enclosure. Unidirectional drives - change motor rotation by switching armature leads or by adding Forward/Brake/Reverse switch kit, if available.

The controls have US and Canadian UL component recognition.

A Plug-in Horsepower Resistor® and armature fuse must be ordered and installed in BC138, BC139, BC140, BC140-FBR, BC141 and BC142.

Catalog Number	Hp Range & Input Voltage		Description	Max Input Current (AC Amps)	Max Output Current (DC Amps)	List Price	Disc. Sym.	Apr'x. Shpg. Wgt. (lbs)
	115VAC Input / 90VDC Armature	230VAC Input / 180VDC Armature (c)						
BC138	1/100 - 1/3	—	Enclosed SCR control, single voltage	5	3.5	218	PMS	1
BC139	—	1/50 - 3/4	Enclosed SCR control, single voltage	5	3.5	218	PMS	1
BC140	1/100 - 3/4	1/50 - 1.5	Enclosed SCR control, optional heatsink, dual voltage	12	6	369	PMS	3
	1/100 - 1 (a)	1/50 - 2 (a)		16 (a)	12 (a)			
BC140-FBR (b)	1/100 - 3/4	1/50 - 1.5	BC140 with BC144 Forward/Brake/ Reverse switch factory installed	12	6	510	PMS	3
	1/100 - 1 (a)	1/50 - 2 (a)		16 (a)	12 (a)			

Notes:
(a) Max rating of 1 Hp at 115V and 2 Hp at 230V requires BC143 heatsink kit. See specification pages at the end of this section for details.
(b) FBR = Forward/Brake/Reverse switch installed
(c) Drives with 230V input can operate 90V motors at reduced performance levels. Refer to Installation & Operation Manual for details.
A Plug-in Horsepower Resistor® and armature fuse must be ordered and installed in BC138, BC139, BC140 and BC140-FBR.

DC control accessories

Catalog Number	Description	List Price	Disc. Sym.	Ap'x. Shpg. Wgt.
BC24-LF	AC Line Filter for use with CE Applications (24 Amps AC Max.)	75	PMS	1
BC143	External Heatsink Kit (BC140, BC140-FBR, BC141, BC142, BC204)	72	PMS	2
BC144	Forward-Brake-Reverse Switch Kit for BC140	124	PMS	1
BC145	Signal Isolator Board	211	PMS	1
BC147	Barrier Terminal Board (BC141 and BC142)	30	PMS	1
BC148	Replacement Potentiometer Kit (5K ohm)	13	PMS	1
BC149	Knob and Dial Kit	15	PMS	1
BC152	Barrier Terminal Board With Signal Isolator (BC141 and BC142)	193	PMS	1
BC218	DIN-rail mounting kit for BC141, BC142 or BC204	36	PMS	1

Notes:
BC24-LF is an AC line filter required for applications where CE is required if the control is not filtered elsewhere in the application.
This filter may be used on most 115 or 230 VAC, single phase applications where CE is required.

Chassis mount DC controls

1/100 thru 1.5 Hp, 115 VAC, single phase, 50/60 Hz
1/50 thru 5 Hp, 230 VAC, single phase, 50/60 Hz

BC142

Applications: General purpose industrial use with permanent magnet or shunt wound DC motors.

Features: Chassis-mount SCR controls have a free-wheeling diode and feature adjustable accel, decel, current limit, IR comp, min and max speed pots to match applications. The anti-demag feature protects PM motors and helps protect the SCR power bride against direct shorts. The controls have US and Canadian UL component recognition.

A Plug-in Horsepower Resistor® and armature fuse **must** be ordered and installed in all versions of BC141 and BC142.

Catalog Number	Hp Range & Input Voltage: 115VAC Input / 90VDC Armature	Hp Range & Input Voltage: 230VAC Input / 180VDC Armature (c)	Description	Max Input Current (AC Amps)	Max Output Current (DC Amps)	List Price	Disc. Sym.	Apr'x. Shpg. Wgt. (lbs.)
Chassis mount – SCR controls								
BC141	1/100 - 0.75	—	Chassis SCR control, optional heatsink, single voltage	12.0	8.0	202	PMS	1
	1/100 - 1.5 (a)	—		24.0 (a)	16.0 (a)			
BC141-SIH	1/100 - 0.75	—	BC141 with BC152 Signal Isolator and BC143 Heatsink factory installed	12.0	8.0	477	PMS	2
	1/100 - 1.5 (a)	—		24.0 (a)	16.0 (a)			
BC142	—	1/100 - 1.5	Chassis SCR control, optional heatsink, single voltage	12.0	8	202	PMS	2
	—	1/100 - 3.0 (a)		24.0 (a)	16.0 (a)			
BC142-SIH	—	1/100 - 1.5	BC142 with BC152 Signal Isolator and BC143 Heatsink factory installed	12.0	8.0	499	PMS	2
	—	1/100 - 3.0 (a)		24.0 (a)	16.0 (a)			
BC142-5	1/100 - 0.75	1/100 - 1.5	Chassis SCR Control, optional heatsink, dual voltage, supplied without fuses and fuse holders	12.0	8.0	225	PMS	1
	1/100 - 1.5 (a)	1/100 - 3.0 (a)		24.0 (a)	16.0 (a)			
BC142-6	1/100 - 0.75	1/100 - 1.5	Chassis SCR control, optional heatsink, dual voltage	12.0	8.0	224	PMS	1
	1/100 - 1.5 (a)	1/100 - 3.0 (a)		24.0 (a)	16.0 (a)			
BC142-6-SIH	1/100 - 0.75	1/100 - 1.5	BC142-6 with BC152 signal isolator board and BC143 Heatsink factory installed	12.0	8.0	499	PMS	1
	1/100 - 1.5 (a)	1/100 - 3.0 (a)		24.0 (a)	16.0 (a)			
BC155	—	5.0	Chassis SCR control with heatsink, single voltage	38.0	26.0	660	PMS	5
Chassis mount – line regenerative SCR controls								
BC204	1/6 - 0.75	1/3 - 1.0	Chassis regen SCR control, optional heatsink, dual voltage	12.0	8.0	377	PMS	3
	1/6 - 1.5 (a)	1/3 - 2.0 (a)		16.0 (a)	11.0 (a)			
BC204-BPSI	1/6 - 0.75	1/3 - 1.0	BC204 with BC215 Bi-polar Signal Isolator factory installed	12.0	8.0	487	PMS	3
	1/6 - 1.5 (a)	1/3 - 2.0 (a)		16.0 (a)	11.0 (a)			
BC200	1/8 - 1.0	1/4 - 2.0	Chassis regen SCR control, optional heatsink, dual voltage	16.0	11.0	704	PMS	4
BC201	1/8 - 1.5	1/4 - 3.0	Chassis regen SCR control, optional heatsink, dual voltage	16.0	16.0	836	PMS	1
BC203	—	5.0	Chassis regen SCR control, with heatsink, single voltage	38.0	25.0	1,052	PMS	10

Notes:
Chassis mount controls include 5k speed potentiometer.
Chassis mount control accessories are shown on the previous page
(a) BC143 Heatsink kit required for higher power ratings. See accessory table at the end of this section for details.
(b) Except for BC203, drives with 230V input can operate 90V motors at reduced performance levels. Refer to Installation & Operation Manual for details.

Plug-in horsepower resistor and fuse kit

Horsepower resistors should be selected based on the motor's rated current. The price of the Hp resistor and fuse is included in the BC138, BC139, BC140, BC140-FBR, BC141 and BC142 list price.

See selection below for catalog number.

Ordered as a separate item and shipped at no charge with a drive. Spare resistor kits are available for $11.00 list.

Motor Hp Armature Voltage		Plug-In Hp Resistor Resistance Value (Ohms)	Catalog Number	Disc. Sym.	Ap'x DC Current (Amps)	DC Fuse Rating For Armature
90-130V	**180V**					
1/100	1/50	1.0	**BR1000**	PMS	0.20	0.5
1/50	1/25	0.51	**BR0510**	PMS	0.30	0.5
1/30	1/15	0.35	**BR0350**	PMS	0.33	0.5
1/20	1/10	0.25	**BR0250**	PMS	0.5	0.75
1/15	1/8	0.25	**BR0251**	PMS	0.8	1.0
1/12	1/6	0.18	**BR0180**	PMS	0.85	1.25
1/8	1/4	0.1	**BR0100**	PMS	1.3	2.0
1/6	1/3	0.1	**BR0101**	PMS	2.0	2.5
1/4	1/2	0.05	**BR0050**	PMS	2.5	4.0
1/3	3/4	0.035	**BR0035**	PMS	3.3	5.0
1/2	1	0.025	**BR0025**	PMS	5.0	8.0
3/4	1 1/2	0.015	**BR0015SP**	PMS	7.5	12.0
1 (a)	2 (a)	0.01	**BR0010SP**	PMS	10	15.0
1 1/2 (a)	3 (a)	0.006	**BR0006**	PMS	15	25.0 (b)

Notes:
(a) External heatsink required.
(b) Also used with AC line fuse. For AC line fuse rating see manual.

NEMA 4X DC control and accessories

1/4 thru 2 Hp, 115/230 VAC, single phase, 50/60 Hz
3 Hp, 230 VAC, single phase, 50/60 Hz

BC154 / BC160 / BCWD140 / BC354

Applications: Constant torque, new or replacement.

Features: NEMA 4X / IP65 sealed enclosure with built-in heatsink for wet/dirty environments. BC154, BCWD140 and BC160 are unidirectional controls. Change motor direction by switching armature leads or by adding Forward/Brake/Reverse switch kit, if available. BC254 is a line regenerative SCR control for reversing applications and can drive the motor to a timed stop. BC354 is a PWM control that provides low-ripple DC power to the motor allowing more Hp when used with a 130 or 260 VDC motor. BC154, BC160, BC254 and BC354 are painted light gray and come with a start-stop switch. BCWD140 has a white epoxy coating (ideal for food processing applications) with forward/brake/reverse and run-jog switches installed. All offer a choice of armature or tachometer feedback and a speed or torque mode.

No Hp resistors are needed for these controls and current is jumper selectable.

Catalog Number	Hp Range & Input Voltage		Description	Max Input Current (AC Amps)	Max Output Current (DC Amps)	List Price	Disc. Sym.	Apr'x. Shpg. Wgt. (lbs.)
	115VAC Input / 90VDC Armature	230VAC Input / 180VDC Armature (c)						
NEMA 4X / IP65 Washdown duty SCR controls								
BC154	1/50 - 1	1/25 - 2	Enclosed SCR control, dual voltage	15.0	10.2	467	PMS	5
BC154-P	1/50 - 1	1/25 - 2	BC154 with Power switch instead of Start/Stop switch	15.0	10.2	467	PMS	5
BC154-R	1/50 - 1	1/25 - 2	BC154 with BC156 - Fwd/Brake/Rev Switch factory installed	15.0	10.2	616	PMS	5
BC154-SI	1/50 - 1	1/25 - 2	BC154 with BC145 Signal Isolator Board and BC158 Auto/Man Switch Kit factory installed	15.0	10.2	751	PMS	5
BC160	1.5	3	Enclosed SCR control, dual voltage	22.0	15.0	537	PMS	3
NEMA 4X / IP65 Washdown duty SCR control with white epoxy coating								
BCWD140	1/50 - 1	1/25 - 2	Enclosed SCR control, dual voltage, white epoxy coating	15.0	10.2	625	PMS	6
NEMA 4X / IP65 Washdown duty line regenerative SCR control								
BC254	1/10 - 1	1/5 - 2	Enclosed regen SCR control, dual voltage (a)	15.0	11.0	673	PMS	5
BC254-FBR	1/10 - 1	1/5 - 2	BC254 with Power On/Off switch instead of Start/Stop switch and BC253 Fwd-Brake-Rev Switch factory installed	15.0	11.0	706	PMS	5
NEMA 4X / IP65 Washdown duty PWM control								
BC354	1/50 - 0.75	1/25 - 1.5	Enclosed PWM control, dual voltage, with SCR rated motor	11.5	7.5	723	PMS	5
	1/30 - 1 (b)	1/20 - 2 (b)	Enclosed PWM control, dual voltage, with PWM rated motor					

Notes:
(a) See the next page for BC254 accessories.
(b) Motors with PWM rated motors designed for 130VDC (115VAC input) or 260VDC (230VAC input) will give best drive performance.
(c) Except for BC354, drives with 230V input can operate 90V motors at reduced performance levels. Refer to Installation & Operation Manual for details.

DC SCR NEMA 4X DC control accessories

Catalog Number	Description	List Price	Disc. Sym.	Ap'x. Shpg. Wgt.
BC153	Electronic Forward-Dynamic Brake-Reverse Kit for BC154, BC354	223	PMS	1
BC156	Mechanical Forward-Dynamic Brake-Reverse Switch for BC154, BC354	145	PMS	1
BC157	Run/Jog switch for BC154 & BC160, BC354	27	PMS	1
BC158	Auto/Manual Installation Kit for BC145 signal isolator for BC154, BC160, BC354	60	PMS	1
BC159	AC Line Switch Kit for BC154, BCWD140, BC354	32	PMS	1
BC145	Signal Isolator Board	211	PMS	1

Note: BC159 AC Line Switch Kit is factory installed on BC154, BCWD140, BC254 and BC354. Listed here as replacement or spare parts.

Line regenerative DC controls and accessories

1/4 thru 3 Hp, 115/230 VAC, single phase, 50/60 Hz
5 Hp, 230 VAC, single phase, 50/60 Hz

BC254-FBR

BC200 / BC201

BC204

Applications: Frequent start/stop/reverse applications or where controlled braking is required.

Features: Single phase line regenerative open chassis control to operate permanent magnet or wound field DC motors. These line regen controls are ideal for applications with overhauling loads. In torque mode, it can be used for tensioning applications. Several accessory boards are available to further customize the control.

Includes 5k speed potentiometer. Jumper selectable current settings.

Catalog Number	Hp Range & Input Voltage: 115VAC Input / 90VDC Armature	Hp Range & Input Voltage: 230VAC Input / 180VDC Armature (c)	Description	Max Input Current (AC Amps)	Max Output Current (DC Amps)	List Price	Disc. Sym.	Apr'x. Shpg. Wgt. (lbs.)
Chassis mount - line regenerative SCR								
BC204	1/6 - 0.75	1/3 - 1.0	Chassis regen SCR control, optional heatsink, dual voltage	12.0	8.0	377	PMS	3
	1/6 - 1.5 (a)	1/3 - 2.0 (a)		16.0 (a)	11.0 (a)			
BC204-BPSI	1/6 - 0.75	1/3 - 1.0	BC204 with BC215 Bi-polar Signal Isolator factory installed	12.0	8.0	487	PMS	3
	1/6 - 1.5 (a)	1/3 - 2.0 (a)		16.0 (a)	11.0 (a)			
BC200	1/8 - 1.0	1/4 - 2.0	Chassis regen SCR control, optional heatsink, dual voltage	16.0	11.0	704	PMS	4
BC201	1/8 - 1.5	1/4 - 3.0	Chassis regen SCR control, optional heatsink, dual voltage	16.0	16.0	836	PMS	1
BC203	—	5.0	Chassis regen SCR control, with heatsink, single voltage	38.0	25.0	1,052	PMS	10
NEMA 4X / IP65 Washdown duty - line regenerative SCR								
BC254	1/10 - 1	1/5 - 2	Enclosed regen SCR control, dual voltage	15.0	11.0	673	PMS	5
BC254-FBR	1/10 - 1	1/5 - 2	BC254 with Power On/Off switch instead of Start/Stop switch and BC253 Fwd-Brake-Rev Switch factory installed	15.0	11.0	706	PMS	5

Notes
Chassis mount controls include 5k speed potentiometer.
(a) BC143 Heatsink kit required for higher power ratings. See accessory table at the end of this section for details.
(c) Except for BC203, drives with 230V input can operate 90V motors at reduced performance levels. Refer to Installation & Operation Manual for details.

Line regenerative DC control accessories

Catalog Number	Description	List Price	Disc. Sym.	Ap'x. Shpg. Wgt.
Accessories for BC200, BC201 and BC203				
BC212 (b)	Bipolar signal isolator board	216	PMS	1
Accessories for BC204				
BC143	External Heatsink Kit	72	PMS	2
BC215 (b)	Bipolar signal isolator board	100	PMS	3
BC216	Multispeed board for BC204	77	PMS	1
BC218	DIN rail mounting kit	36	PMS	1
Accessories for BC254				
BC245 (b)	Bipolar signal isolator for BC254	213	PMS	1
BC253	Forward-Stop-Brake-Reverse Switch for BC254	27	PMS	1
BC258	Auto-manual Switch for BC254	60	PMS	1
BC259	AC Line Switch for BC254	27	PMS	5

Note: (b) Voltage following mode only.

NEMA enclosed DC control specifications

Features	Catalog Number													
	BC138	**BC139**	**BC140 or BC140-FBR**		**BCWD140**		**BC154**		**BC160**		**BC254 or BC254-FBR**		**BC354**	
Enclosure	NEMA 1	NEMA 1	NEMA 1		NEMA 4X		NEMA 4X		NEMA 4X		NEMA 4X		NEMA 4X	
Control Type		Reversible	Reversible		Reversible		Reversible		Reversible		Regenerative		Regenerative	
AC Line Input (VAC 50/60Hz)	115	230	115	230	115	230	115	230	115	230	115	230	115	230
Max. AC Load Current (RMS)	5.0	5.0	12.0	12.0	15.0	15.0	15.0	15.0	22	22	15	15	11.5	11.5
Max. AC Load Current (RMS) w/ BC143	—	—	16.0	16.0	—	—	—	—	—	—	—	—	—	—
DC Armature Voltage Nominal (VDC)	90	180	90-130	180	90	180	90	180	90	180	90	180	90	180
Max. DC Load Current (ADC)	3.5	3.5	6.0	6.0	10.2	10.2	10.2	10.2	15	15	11	11	7.5	7.5
Max. DC Load Current (ADC) w/ BC143	—	—	12.0	12.0	—	—	—	—	—	—	—	—	—	—
Shunt Field Power Supply (VDC)	50/100	100/200	50/100	100/200	50/100	100/200	50/100	100/200	50/100	100/200	50/100	100/200	50/100	100/200
Maximum Field Current (ADC)	1.0	1.0	1.0	1.0	1.13	1.13	1.0	1.0	1.5	1.5	1.0	1.0	1.0	1.0
Rated Horsepower Range (SCR motor)	1/100 - 1/3	1/50 - 3/4	1/100 - 3/4	1/50 - 1 1/2	1/50 - 1	1/25 - 2	1/50 - 1	1/25 - 2	1.5	3	1/10 - 1	1/5 - 2	1/50 - 3/4	1/25 - 1.5
Rated Horsepower Range (PWM motor)	N/A	N/A	N/A	N/A	N/A	N/A	N/A	N/A	N/A	N/A	N/A	N/A	1/30 - 1	1/20 - 2
Max. Hp with BC143 Ext. Heat Sink	N/A	N/A	1 Hp	2Hp	N/A	N/A	N/A	N/A	N/A	N/A	N/A	NA	N/A	N/A
Ambient Temp Range (°C)	0 - 40	0 - 40	0 - 40		0 - 40		0 - 40		0 - 45		0 - 40		0 - 40	
Ambient Temp Range w/ BC143 (°C)	N/A	N/A	0 - 50		N/A		N/A		N/A		N/A		N/A	
Speed Range (Motor May Be 20:1 Constant Torque)	50:1	50:1	50:1		50:1		50:1		50:1		50:1		50:1	
Adjustable Accel / Decel Time (sec)	0.2 - 10	0.2 - 10	0.2 - 10		0.1 - 15		0.1 - 15		0.1 - 15		0.2 - 15		0.5 - 10	
Min. Speed Adjustable Range (% full speed)	0 - 30	0 -30	0 - 30		0 - 30		0 - 30		0 -30		N/A		N/A	
Max. Speed Adjustable Range (% full speed)	50 - 110	50 - 110	50 - 110		60 - 140		60 - 140		50 - 110		40 - 110		50 - 140	
Current Limit Adjustable Range (%)	0 - 200	0 - 200	0 - 200		0 - 200		0 - 200		0 - 180		0 - 200		0 - 200	
Adjustable Current Limit and Trip Out Type	No	No	No		Timed or Non-Timed		Timed or Non-Timed		Timed or Non-Timed		Timed or Non-Timed		Timed or Non-Timed	
Control Of Speed or Torque	Speed	Speed	Speed		Speed or Torque		Speed or Torque		Speed or Torque		Speed or Torque		Speed or Torque	
IR Compensation Adjustable (VDC)	0 - 24	0 - 24	0 - 24	0 - 48	0 - 15	0 - 30	0 - 15	0 - 30	0 - 30		0 - 15	0 - 30	0 - 15	0 - 30
Tachometer Feedback Input	No	No	No		Yes		Yes		Yes		Yes		Yes	
Plug-In Horsepower Resistor ®	Required	Required	Required		N/A		N/A		N/A		N/A		N/A	
UL & cUL Listing, CE	Yes	Yes	Yes		Yes		Yes		Yes		Yes		Yes	
AC Line Fuse	Included	Included	Included		External		External		External		External		External	
DC Armature Fuse	Included with Hp Resistor	Included with Hp Resistor	Included with Hp Resistor		Not supplied with control		Not supplied with control		External		External		External	
Options														
AC Line Switch	Standard	Standard	Standard		Opt-BC159		Opt - BC159		No		Opt - BC159		Opt - BC159	
Forward/Brake/Reverse Switch			(BC140)								(BC254)			
Mechanical	No	No	Opt - BC144		Standard		Opt - BC156		No		Opt - BC253		Opt - BC156	
Electronic	No	No	No		Opt - BC153		Opt - BC153		No		No		Opt - BC153	
Run/Jog Switch	No	No	No		Standard		Opt-BC157		Opt-BC157		No		Opt - BC157	
Input Signal: Current (1-5, 4-20, 20-50mA)	No	No	External Mount Opt - BC145		Internal Mount Opt - BC145		Internal Mount Opt - BC145		Internal Mount Opt - BC145		No		Internal Mount Opt - BC145	
Input Signal: Voltage (0-25, 0-120, 0-550 VDC)	No	No	Opt - BC145		0-5, 0-10 VDC input standard		0-5, 0-10 VDC input standard		0-5, 0-10 VDC input standard		0-5, 0-10 VDC input standard		0-5, 0-10 VDC input standard	
Electrical Connection to Control Barrier Terminal Block	Standard	Standard	Standard		Standard		Standard		Standard		Standard		Standard	
Current Sensing Relay/ Overload Protector	No	No	No		Standard		Standard		Standard		Standard		Standard	
AC Line Filter for CE		Opt -BC24-LF	Opt-BC24-LF		Opt-BC24-LF		Opt-BC24-LF		Opt-BC24-LF		Opt-BC24-LF		Opt-BC24-LF	

NEMA enclosed DC control specifications

Features	Catalog Number											
	BC141	BC142	BC142-5 & BC142-6		BC155	BC204		BC200		BC201		BC203
Enclosure	Chassis	Chassis	Chassis		Chassis	Chassis		Chassis		Chassis		Chassis
Control Type	Reversible	Reversible	Reversible		Reversible	Regenerative		Regenerative		Regenerative		Regenerative
AC Line Input (VAC 50/60Hz)	115	230	115	230	230	115	230	115	230	115	230	230
Max. AC Load Current (RMS)	12.0	12.0	12.0	12.0	38.0	12.0	12.0	16.0	16.0	24.0	24.0	38.0
Max. AC Load Current (RMS) w/ BC143	24.0	24.0	24.0	24.0	N/A	16.0	16.0	N/A	N/A	N/A	N/A	N/A
DC Armature Voltage Nominal (VDC)	90	180	90	180	180	90	180	90	180	90	180	180
Max. DC Load Current (ADC)	8.0	8.0	8.0	8.0	26.0	8.0	8.0	11.0	11.0	16.0	16.0	25.0
Max. DC Load Current (ADC) w/ BC143	16.0	16.0	16.0	16.0	N/A	11.0	11.0	N/A	N/A	N/A	N/A	N/A
Shunt Field Power Supply (VDC)	50/100	100/200	50/100	100/200	100/200	50/100	100/200	50/100	100/200	50/100	100/200	100/200
Maximum Field Current (ADC)	1.13	1.13	1.13	1.13	2.5	1.0	1.0	3.0	3.0	3.0	3.0	3.0
Rated Horsepower Range	1/100 - 0.75	1/100 - 1.5	1/100 - 0.75	1/100 - 1.5	5	1/6 - 0.75	1/3 - 1	1/4 - 1	1/2 - 2	1/8 - 1.5	1/4 - 3	5
Max. Hp with BC143 Ext. Heat Sink	1/100 - 1.5	1/50 - 3	1/100 - 1.5	1/50 - 3	N/A	1/6 - 1.5	1/3 - 2	N/A		N/A		N/A
Ambient Temp Range (°C)	0 - 40	0 - 40	0 - 40		0 - 40	0 - 40		0 - 45 (horiz) 0 - 50 (vert)		0 - 45 (horiz) 0 - 50 (vert)		0 - 40
Ambient Temp Range w/ BC143 (°C)	0 - 40	0 - 40	0 - 40		N/A	0 - 40		N/A		N/A		N/A
Speed Range (Motor may be 20:1Constant Torque)	50:1	50:1	50:1		50:1	50:1		50:1		50:1		50:1
Adjustable Accel / Decel Time (sec)	0.2 - 10	0.2 - 10	0.2 - 10		1 - 10	0.1 - 15		0.1 - 15		0.1 - 15		0.5 - 10
Min. Speed Adjustable Range (% full speed)	0 - 30	0 - 30	0 - 30		0 - 30	N/A		N/A		N/A		0 - 30
Max. Speed Adjustable Range (% full speed)	50 - 110	50 - 110	50 - 110		50 - 110	50 - 110		70 - 110		70 - 110		50 - 140
Current Limit Adjustable Range (%)	0 - 200	0 - 200	0 -2 00		0 - 200	0 - 175		1 - 15		1 - 15		0 - 200
Adjustable Current Limit and Tripout Type	Non Timed	Non Timed	Non Timed		Non Timed	Non Timed		Timed		Timed		Timed
Control of Speed or Torque	Speed	Speed	Speed		Speed or Torque	Speed or Torque		Speed or Torque		Speed or Torque		Speed
IR Compensation Adjustment	Yes	Yes	Yes		Yes	Yes		Yes		Yes		Yes
Tachometer Feedback Input	Yes	Yes	Yes		Yes	Yes		Yes		Yes		Yes
Plug-in Horsepower Resistor®	Required	Required	Required		N/A	N/A		N/A		N/A		N/A
UL & cUL Listing, CE	Yes	Yes	Yes		Yes	Yes		Yes		Yes		Yes
AC Line Fuse	Included	Included	Included		External	External		Included		Included		External
DC Armature Fuse	Included with Hp Resistor	Included with Hp Resistor	Included with Hp Resistor		Included with Hp Resistor	External		Included		Included		External
Options												
Input Signal:		Plug on Mount	Plug on Mount		External Mount Opt - BC145	None		None		None		None
Current (4-20mA)		Opt - BC152	Opt - BC152									
Input Signal:		External Mount	External Mount									
Current (1-5, 4-20, 20-50mA)		Opt - BC145	Opt - BC145									
Input Signal:		0-9 VDC	0-9 VDC		0 to 9 VDC	0 to ± 10 VDC		0 to ± 10 VDC		0 to ± 10 VDC		0 to ± 10 VDC
Voltage (must be isolated)		Standard	Standard		Standard	Standard		Standard		Standard		Standard
Input Signal:		Plug on Mount	Plug on Mount		External Mount	±5 to ±25 VDC		±5 to ±250 VDC		±5 to ±250 VDC		±5 to ±250 VDC
Voltage (0-5, 0-10, 1-100, or 0-200 VDC)		Opt - BC152	Opt - BC152									
Input Signal:		External Mount	External Mount		Opt - BC145	Opt - BC215		Opt - BC212		Opt - BC212		Opt - BC212
Voltage (0-25, 0-120, or 0-550 VDC)		Opt - BC145	Opt - BC145									
Push-On Quick Connects		Standard	Standard		None	None		None		None		None
Barrier Terminal Block		Opt - BC147	Opt - BC147									
Regenerative Accel / Decel Board	None	None	None		None	None		Opt - BC211		Opt - BC211		Opt - BC211
AC Line Filter for CE		Opt - BC24-LF	Opt - BC24-LF		Opt - BC24-LF	Opt - BC24-LF		Opt - BC24-LF		Opt - BC24-LF		Opt - BC24-LF

C-Face kits for field conversion

NEMA AC motors

Features:
Complete kits with all hardware necessary for converting Baldor-Reliance® 56 though 449T frame rigid base motors to "C-Face" mounting with base. For factory conversion, refer to the Mod Express® section in this catalog. Please furnish the motor specification number when ordering. NEMA "BA" dimension will be non-standard after conversion on NEMA 143-5T, 182-4T, 213-5T and 254-6T frame motors.

Catalog Number	Description Frame (Baldor-Reliance type)		Enclosure	Bearing	List Price	Disc. Sym.	Ap'x. Shpg. Wgt.
Enclosed – General purpose							
34-3900T	48C (34)		TEFC	6203	60	SVC	1
34-171	56C (34)		TEFC	6203	60	SVC	2
34-3300FD	56C (34) w/Lip Seal		TEFC	6203	69	SVC	2
34-3903T	143-5TC (34)		TEFC	6205	76	SVC	2
34-3903T-GLD	143-5TC (34)		TEFC	6205	76	SVC	2
35-8762	56C,143-5TC (35)		TEFC	6205	85	SVC	3
35-8762GLD	56C,143-5TC (35)		TEFC	6205	85	SVC	3
35-3304	182-4TC (35)		TEFC	6206	85	SVC	4
35-1300	56C,143-5TC (35)		TEFC	6205	120	SVC	6
35-1300GLD	56C,143-5TC (35)		TEFC	6205	120	SVC	6
35-3300FD	56C, 143-5TC (35) w/lip seal		TEFC	6205	138	SVC	6
35-1325	182-4TC (35)		TEFC	6206	154	SVC	11
35-1325GLD	182-4TC (35)		TEFC	6206	154	SVC	11
36-1037	182-4C (36)		TEFC	6206	137	SVC	8
36-1037GLD	182-4C (36)		TEFC	6206	137	SVC	7
36-3303FD	182-4C (36) w/lip seal		TEFC	6206	158	SVC	8
36-3303FDA	182-4C (36) w/lip seal & eyebolt prevision		TEFC	6206	158	SVC	8
36-3301	182-4TC (36)		TEFC	6206	99	SVC	5
36-3301GLD	182-4TC (36)		TEFC	6206	99	SVC	5
36-1749	182-4TC (36)		TEFC	6206	173	SVC	12
36-3301FD	182-4TC (36) w/lip seal		TEFC	6206	198	SVC	12
36-3301FDA	182-4TC (36) w/lip seal & eyebolt prevision		TEFC	6206	198	SVC	12
36-1749GLD	182-4TC (36)		TEFC	6206	173	SVC	12
37-1304	213-5C, TC (37)		TEFC	6307	192	SVC	12
37-1304GLD	213-5C, TC (37)		TEFC	6307	192	SVC	12
37-3301FD	213-5C, TC (37) w/lip seal		TEFC	6307	221	SVC	12
37-1302	254-6UC, TC (37)		TEFC	6309	292	SVC	18
37-1302GLD	254-6UC, TC (37)		TEFC	6309	292	SVC	18
09-1309GLD	254-6UC, TC (09)	●	TEFC	6309	394	SVC	22
09-1310GLD	284-6UC, TC (09)	●	TEFC	6311	596	SVC	22
10-1304GLD	324-6UC, TC (10)	●	TEFC	6312	483	SVC	32
10-1305GLD	284-6UC, TC (10)	●	TEFC	6311	457	SVC	32
12-1105GLD	324-6UC, TC (12)		TEFC	6312	563	SVC	48
44-1402	404-5UC, TC (44)	**	TEFC	6316 4 & 6 pole	1,086	SVC	120
44-1402GLD	404-5UC, TC (44)	**	TEFC	6316 4 & 6 pole	1,086	SVC	120
44-1403	404-5UC, TSC (44)	**	TEFC	6313 2 pole	1,086	SVC	120
44-1403GLD	404-5UC, TSC (44)	**	TEFC	6313 2 pole	1,086	SVC	120
Enclosed – Severe duty							
09-1309	254-6UC, TC (09)	●	TEFC	6309	394	SVC	22
09-1310	284-6UC, TC (09)	●	TEFC	6311	596	SVC	22
10-1304	324-6UC, TC (10)	●	TEFC	6312	483	SVC	32
10-1305	284-6UC, TC (10)	●	TEFC	6311	457	SVC	32
12-1105	324-6UC, TC (12)		TEFC	6312	563	SVC	48
K36G2	364-5UC, TC		TEFC	6313	730	SVC	69
K40G2	404-5UC, TC E-line design		TEFC	6316	1,086	SVC	69

Note: Specification number of motor should be verified when ordering.
Kits that have catalog numbers ending in "GLD" are for use on Super-E® gold motors.
● = Suitable only for field conversion of motors manufactured with external rabbets on the stator housings.
** = Usable on catalog motors that have footnote #56.
* = Contact your local sales office with nameplate specification number to determine correct kit.

C-Face kits for field conversion – NEMA AC motors

Catalog Number	Description Frame (Baldor-Reliance type)		Enclosure	Bearing	List Price	Disc. Sym.	Ap'x. Shpg. Wgt.
Enclosed – Severe duty (continued)							
K40G71	404-5UC, TC G series design		TEFC	6316	1,665	SVC	75
K40G70	404-5UC, TC G series design	●	TEFC	6313	1,086	SVC	30
K44G50	444-5UC, TC E-line design		TEFC	6313	844	SVC	40
K44G51	447-9UC,TC E-line design		TEFC	6313	844	SVC	40
K44G70	444-9UC, TC G series design		TEFC	6313	1,665	SVC	40
K44G71	444-9UC, TC G series design	*	TEFC	6318, 4 & 6 pole	1,765	SVC	249
Enclosed – Crusher duty ***							
09-9154CR	254-6TC, Crusher duty		TEFC	6311	437	SVC	22
10-9254CR	284-6TC, Crusher duty		TEFC	6312	517	SVC	32
12-9404CR	324-6TC, Crusher duty		TEFC	6313	657	SVC	48
Enclosed – IEEE-841							
10-1305ECP8	284-6TC, IEEE-841 (10)	●	TEFC	6311	894	SVC	32
12-1105ECP8	324-6TC, IEEE-841 (12)		TEFC	6312	1,124	SVC	48
K36G801	364-5TC IEEE-841		TEFC	6313	1,298	SVC	75
K40G802	404-5TC G series design: IEEE-841	●	TEFC	6316	1,722	SVC	30
K40G801	404-5TC G series design: IEEE-841	**	TEFC	6313	2,448	SVC	113
K44G801	444-9UC, TC G series design: IEEE-841		TEFC	6313	2,448	SVC	40
K44G802	444-9UC, TC G series design: IEEE-841	*	TEFC	6318, 4 & 6 pole	2,448	SVC	251
Open							
34-3903A	143-5TC (34)		ODP	6205	73	SVC	2
34-3903A-GLD	143-5TC (34)		ODP	6205	73	SVC	2
35-8764	56C,143-5TC (35)		ODP	6205	77	SVC	3
35-8764GLD	56C,143-5TC (35)		ODP	6205	77	SVC	3
35-1409	182-4TC (35)		ODP	6206	172	SVC	11
35-1409GLD	182-4TC (35)		ODP	6206	172	SVC	11
36-1206A	213-5TC (36)		OPSB	6207	176	SVC	13
36-1206A-GLD	213-5TC (36)		OPSB	6207	176	SVC	13
36-1206B	213-5TC (36)		ODP	6207	186	SVC	14
36-1206B-GLD	213-5TC (36)		ODP	6207	186	SVC	14
36-486	182-4C (36)		ODP	6206	194	SVC	8
36-486GLD	182-4C (36)		ODP	6206	194	SVC	8
36-3403	182-4TC (36)		ODP	6206	116	SVC	5
36-3403GLD	182-4TC (36)		ODP	6206	116	SVC	5
37-1404	213-5C, TC (37)		ODP	6307	254	SVC	14
37-1404GLD	213-5C, TC (37)		ODP	6307	254	SVC	14
37-1402	254-6UC, TC (37)		ODP	6309	274	SVC	18
37-1402GLD	254-6UC, TC (37)		ODP	6309	274	SVC	18
39-3400	254-6UC, TC (39)		ODP	6309	256	SVC	19
39-1403	284-6UC, TC (39)		ODP	6311	411	SVC	21
39-1403GLD	284-6UC, TC (39)		ODP	6311	411	SVC	21
40-1400	284-6UC, TC (40)		ODP	6311	417	SVC	30
40-1400GLD	284-6UC, TC (40)		ODP	6311	417	SVC	30
40-1401	324-6 UC, TC (40)	●	ODP	6312	469	SVC	40
40-1401GLD	324-6 UC, TC (40)	●	ODP	6312	469	SVC	40
42-1300	324-6UC, TC (42)	●	ODP	6312	750	SVC	36
42-1300GLD	324-6UC, TC (42)	●	ODP	6312	750	SVC	36
42-1400	364-5UC, TC (42)	●	ODP	6313	730	SVC	30
42-1400GLD	364-5UC, TC (42)	●	ODP	6313	730	SVC	30
44-1403A	404-5USC, TSC (44)		ODP	6316	844	SVC	40
44-1403A-GLD	404-5USC, TSC (44)		ODP	6316	844	SVC	40

Note: Specification number of motor should be verified when ordering.
Kits that have catalog numbers ending in "GLD" are for use on Super-E® gold motors.
● = Suitable only for field conversion of motors manufactured with external rabbets on the stator housings.
*** = For Crusher duty frames 360 and above, use Severe duty kits.
** = Usable on catalog motors that have footnote #56.
* = Contact your local sales office with nameplate specification number to determine correct kit.

C-Face kits for field conversion

NEMA DC SCR drive motor

Features: For non-laminated frame DC motors with catalog numbers ending in "P".

Catalog Number	Frame	Bearing	Enclosure	List Price	Disc. Sym.	Ap'x Shpg. Wgt.
180-5002	180ATC	6206	Drip-Proof	903	SVC	18
210-5001	210ATC	6207	Drip Proof or Totally Enclosed	1,193	SVC	12
250-5001	250ATC	6209	Drip Proof of Totally Enclosed	1,668	SVC	75
280-5002	280ATC	6210	Drip Proof	2,343	SVC	57
320-5002	320ATC	6211	Drip Proof	3,080	SVC	87

Double C-Face motor brake kits

Coil voltage: 115/208-230

Features: Double C-Face coupler brakes. Mounts on motors with C-Face, provides NEMA C-Face mounting on brake. Spring set, electrically released.

Brake Rating	Brake Mounting	Catalog Number	List Price	Disc. Sym.	Ap'x. Shpg. Wgt.
3 ft-lb	56C	**CBK003-1**	670	SVC	12
6 ft-lb	56C	**CBK006-1**	986	SVC	12
6 ft-lb	145TC	**CBK006-2**	986	SVC	12
10 ft-lb	145TC	**CBK010-1**	1,150	SVC	12
15 ft-lb	145TC	**CBK015-1**	1,725	SVC	12

Conduit box kits

Frame Size	Catalog Number	List Price	Disc. Sym.	Ap'x Shpg. Wgt. Lbs.
Conduit box kit – standard size				
42	**33CB5000A01SP**	40	SVC	1
48	**34CB5001A01SP**	39	SVC	1
48	**34CB5001A01SP-GLD**	39	SVC	1
56 - 143-5T	**35CB5001A01SP**	42	SVC	1
56 - 143-5T	**35CB5001A01SP-GLD**	42	SVC	1
182T-4T	**36CB5001A01SP**	45	SVC	1
182T-4T	**36CB5001A01SP-GLD**	45	SVC	1
182T-4T	**36CB5001A06SP**	50	SVC	2
182T-4T	**36CB5001A06SP-GLD**	50	SVC	2
182T-4T	**36CB5001A07SP**	70	SVC	2
213T-5T	**37CB5002A06SP**	50	SVC	3
213T-5T	**37CB5002A06SP-GLD**	50	SVC	3
213T-5T	**37CB5002A07SP**	50	SVC	4
213T-5T	**37CB5002A07SP-GLD**	50	SVC	4
184T,215T,254-6	**09CB5001A01SP**	82	SVC	3
184T,215T,254-6	**09CB5001A01SP-GLD**	82	SVC	3
184T,215T,254-6	**09CB5001A15SP**	69	SVC	3
184T,215T,254-6	**09CB5001A15SP-GLD**	69	SVC	3
254-6T,284-6,324-6	**10CB5001A01SP**	119	SVC	6
254-6T,284-6,324-6	**10CB5001A01SP-GLD**	119	SVC	6
254-6T,284-6,324-6	**10CB5002A01SP**	132	SVC	4
254-6T,284-6,324-6	**10CB5002A01SP-GLD**	132	SVC	4
360T - Cast Iron	**K36G8**	365	SVC	22
400T - Cast Iron	**K40G8**	365	SVC	35
440T - Cast Iron	**K44G8**	375	SVC	55
56-143-5T	**35CB5016WWSP**	35	SVC	1
182T-4T	**36CB5016WWSP**	40	SVC	2
213T-5T	**37CB5016WWSP**	40	SVC	4
254T-56T	**39CB5016WWSP**	50	SVC	5
Conduit box kit – oversize				
360T - Cast Iron	**K36G9**	375	SVC	25
400T - Cast Iron	**K40G9**	375	SVC	30
440T - Cast Iron	**K44G9**	445	SVC	135
586/7/8 Crusher duty oversized conduit box	**3GZF101050-271**	5,780	SVC	175
586/7/8 Crusher duty blank gland plate	**3GZF293730-11**	136	SVC	14

Red catalog number indicates **NEW** product
WWSP in the Catalog Number indicates white washdown

Frame Size	Catalog Number	List Price	Disc. Sym.
Auxiliary conduit box kits			
440	**K44G5**	752	SVC

D-Flange kits

Complete kit with hardware necessary for converting either foot mount or C-Face 143T thru 326T motors to D-Flange mounting. Please note that using these kits to modify the 143T thru 184T foot mounted motors will result in a non-standard NEMA BA dimension. Modified C-Face motors will have standard BA dimensions.

Please furnish the motor specification number when ordering.

NEMA Frame	Enclosure	Catalog Number	List Price	Disc. Sym.	Ap'x. Shpg. Weight Lbs.
143-145T (1)	TEFC	**35EP1506A01SP**	245	SVC	8
182-184T (2)	TEFC	**36EP1304A62SP**	275	SVC	15
286-286 U,T	TEFC	**10EP1502A01SP**	581	SVC	39
324-326 U,T	TEFC	**12EP1501A03SP**	1,003	SVC	50

Notes:
(1) 143T-145T foot mount motor modified with kit 35EP1506A01SP will have Non-standard NEMA BA dimension of 2.25".
(2) 182T-184T foot mount motor modified with kit 36EP1304A62SP will have Non-standard NEMA BA dimension of 2.75".

Drain fitting kit
TEFC motors 48 thru 215T

Applications: Increase general purpose IP44 enclosures to IP54 protection level by installing drain plugs in motor weep hole drains.

Features: Kit consists of quantity (2) plastic push in drain fittings and instructions for proper installation. Can be installed in steel band and cast iron frame motors.

Catalog Number	List Price	Disc. Sym.	Ap'x. Shpg. Wgt. Lbs.
HA5027A03	7	SVC	1

Drip covers for field conversion
Standard ODP motors to vertical mount

Features: Complete kits with all hardware, attaches to endplate with no drilling. Designed to protect open steel band motors from rain, snow and ice when mounted outdoors in a vertical position. Primed and painted inside and out.

For a factory conversion, refer to the Mod Express® section in this catalog.

Catalog Number	Frame	List Price	Disc. Sym.	Ap'x. Shpg. Wgt.
FCD34	48-56, Type 34	94	SVC	1
FCD35 *	56-145T, Type 35 (plastic)	25	SVC	1
FCD35M *	56-145T, Type 35 (metal)	94	SVC	2
FCD36	182T-184T, Type 36	115	SVC	2
FCD37	213T-256T, Type 37	139	SVC	3
FCD39	254T-256T, Type 39	186	SVC	3
FCD40	284-286, Type 40	275	SVC	12
FCD42	324-326, Type 42	275	SVC	5

Note: * FCD35 is plastic. FCD35M is the metal version.

Drip covers for field conversion
Standard TEFC motors

Features: Complete Drip cover assembly including fancover. Primed and painted Super E gold inside and out.

For a factory conversion, refer to the Mod Express * section of this catalog.

Catalog Number	Frame	List Price	Disc. Sym.	Ap'x. Shpg. Wgt.
FCD34TEFC	48-56, Type 34, GP & XP	110	SVC	1
FCD35TEFC	56-145T, Type 35, GP & XP	150	SVC	1
FCD36TEFC	182T-184T, Type 36, GP	161	SVC	2
FCD37TEFC	213T-256T, Type 37, GP	165	SVC	2

Red catalog number indicates **NEW** product.

Cast iron fan cover for field conversion

Standard TEFC cast iron motors

Applications: For cast iron construction.

Features: Complete kits consists of cast iron fan covers and all necessary mounting hardware. These kits replace the standard steel fan cover when used.

For a factory conversion, refer to the Mod Express® section in this catalog.

Catalog Number	Description	List Price	Disc. Sym.	Ap'x. Shpg. Wgt.
FFC05	05/143-5T	149	SVC	6
K18G8 **	06/182-4T E Line	160	SVC	10
K18G9 **	07/213-5T E Line	160	SVC	15
FFC09	09/254-6U & T	221	SVC	20
K18G10 **	09/254-6T E Line	199	SVC	20
K18G11 **	10/324-6T E Line	199	SVC	25
K18G12 **	12/364-5T E Line	210	SVC	35
FFC18 **	404-5T E Line	289	SVC	90
FFC19 **	444-9T E Line	352	SVC	120

Notes: ** Contact your local sales office with nameplate specification number to determine correct kit.
Not available on 280 frame due to replacement of bearing, endplate, and mounting configuration.
Cast iron frame

Cast iron fan cover and conduit boxes for field conversion

Standard TEFC cast iron motors

Applications: For all cast iron construction.

Features: Complete kits consists of cast iron fan covers and cast iron conduit boxes when necessary. The kits also include all necessary mounting hardware. These kits replace the standard steel fan cover and aluminum conduit box when used.

For a factory conversion, refer to the Mod Express section in this catalog.

Catalog Number	Description	List Price	Disc. Sym.	Ap'x. Shpg. Wgt.
FFC07WB	07/213-5T	236	SVC	19
FFC09WB	09/254-6U & T	324	SVC	28
K36G50	360T	1,363	SVC	123

Notes: Not for use on explosion proof motors.
Cast iron frame

Adjustable motor bases

These motor bases simplify mounting and belt tension adjustment at installation and during later maintenance checks. These are heavy duty adjustable motor bases manufactured of steel or plate. All bases are detergent washed, painted with dark gray primer and oven baked for corrosion resistance. The nuts and bolts are zinc plated. NEMA 215T and smaller bases feature one adjusting screw. Bases for NEMA 254T frame and larger motors feature two adjusting screws. Motor mounting bolts are included. Bases listed can be used with motor frame numbers given and succeeded by the letters S, T, U, US and TS, or any other letter combinations provided the motors' base meets NEMA standards.

NEMA Frame Motors	Base Catalog Number	List Price	Disc. Sym.	No. of Adjusting Screws	Motor Mounting Bolt Size	Ap'x Shpg. Wgt.
48	**B48T**	107	SVC	1	5/16 x 1	3
56	**B56T**	107	SVC	1	5/16 x 1	5
143T	**B143T**	137	SVC	1	5/16 x 1	6
145T	**B145T**	137	SVC	1	5/16 x 1	7
182T	**B182T**	145	SVC	1	3/8 x 1 1/2	10
184T	**B184T**	145	SVC	1	3/8 x 1 1/2	10
213T	**B213T**	168	SVC	1	3/8 x 1 1/2	14
215T	**B215T**	168	SVC	1	3/8 x 1 1/2	15
254T	**B254T**	276	SVC	2	1/2 x 1 3/4	21
256T	**B256T**	276	SVC	2	1/2 x 1 3/4	21
284T	**B284T**	314	SVC	2	1/2 x 2	24
286T	**B286T**	314	SVC	2	1/2 x 2	24
324T	**B324T**	485	SVC	2	5/8 x 2 1/2	34
326T	**B326T**	485	SVC	2	5/8 x 2 1/2	37
364T	**B364T**	604	SVC	2	5/8 x 2 1/2	48
365T	**B365T**	604	SVC	2	5/8 x 2 1/2	50
404T	**B404T**	898	SVC	2	3/4 x 3	62
405T	**B405T**	898	SVC	2	3/4 x 3	66
444T	**B444T**	1,097	SVC	2	3/4 x 3	70
445T	**B445T**	1,097	SVC	2	3/4 x 3	71
447T	**B447T**	1,293	SVC	2	3/4 x 3 1/2	93
449T	**B449T**	1,293	SVC	2	3/4 x 3 1/2	99
G5008-G5012	**B5000RLS (1)**	1,948	SVC	2	7/8 x 3 1/2	149

Notes: Bases not suitable for vertical mounting. **See base dimensions on next page.**
(1) One adjustable motor rail.

Bushing kit

Reduce bore size of Quill type input shaft from 7/8 to 5/8.
Sintered metal bushing with integral internal and external keys.

Catalog Number	List Price	Disc. Sym.
133-6FbA	69	SVC

Adjustable motor bases dimension diagrams

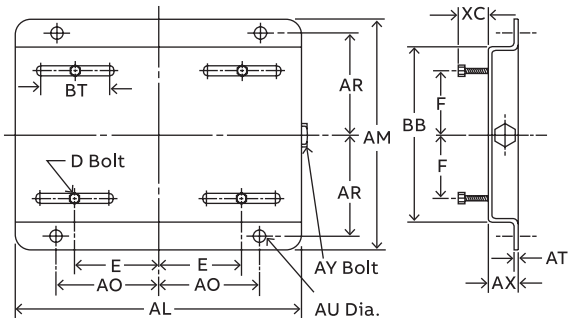

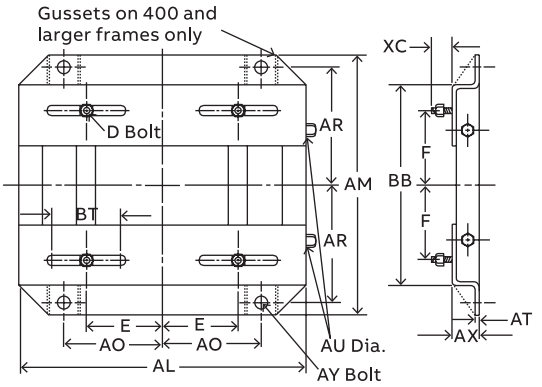

NEMA Frame	Catalog Number	E	F	AL	AM	AO	AR	AT	AU	AX	BB	BT	XC	D Bolt	AY Bolt
48	**B48T**	2.125	1.375	10.00	6.25	3.50	2.75	0.078	0.375	1.125	4.25	3.00	0.875	5/16 x 1	3/8 x 4
56	**B56T**	2.437	1.50	10.625	6.50	3.812	2.875				4.50				
143	**B143T**	2.75	2.00	10.50	7.50	3.75	3.375	0.109	0.375	1.125	5.50	3.00	0.812	5/16 x 1	3/8 x 4
145	**B145T**		2.50		8.50		3.875				6.50				
182	**B182T**	3.75	2.25	12.75	9.50	4.50	4.25	0.140	0.50	1.50	6.50	3.00	1.50	3/8 x 1-3/4	1/2x 5
184	**B184T**		2.75		10.50		4.75				7.50				
213	**B213T**	4.25	2.75	15.00	11.00	5.25	4.75	0.156	0.50	1.75	7.50	3.50	1.50	3/8 x 1-3/4	1/2 x 5
215	**B215T**		3.50		12.50		5.50				9.00				
254	**B254T**	5.00	4.125	17.75	15.125	6.25	6.625	0.187	0.625	2.00	10.75	4.00	1.437	1/2 x 1-3/4	5/8 x 6
256	**B256T**		5.00		16.875		7.50				12.50				
284	**B284T**	5.50	4.75	19.75	16.875	7.00	7.50	0.187	0.625	2.00	12.514	4.50	1.687	1/2 x 2	5/8 x 6
286	**B286T**		5.50		18.375		8.25								
324	**B324T**	5.25	5.256	22.75	19.25	8.00	8.50	0.187	0.75	2.50	14.00	5.25	2.187	5/8 x 2-1/2	3/4 x 9
326	**B326T**	6.00			20.75		9.25				15.50				
364	**B364T**	7.00	5.625	25.50	20.50	9.00	9.125	0.25	0.75	2.50	15.50	6.00	2.062	5/8 x 2-1/2	3/4 x 9
365	**B365T**		6.625		21.50		9.625				16.50				
404	**B404T**	8.00	6.125	28.75	22.375	10.00	9.875	0.25	0.875	3.00	16.50	7.00	2.50	3/4 x 3	3/4 x 11
405	**B405T**		6.387		23.875		10.625				18.00				
444	**B444T**	9.00	7.25	31.25	24.625	11.00	11.00	0.25	0.875	3.00	19.25	7.50	2.50	3/4 x 3	3/4 x 11
445	**B445T**		8.25		26.625		12.00				21.25				
447	**B447T**	9.00	10.00	31.25	30.125	11.00	13.75	0.312	1.125	3.00	24.75	7.50	3.00	3/4 x 3-1/2	3/4 x 14
449	**B449T**		12.50		35.125		16.25				29.75				3/4 x 11

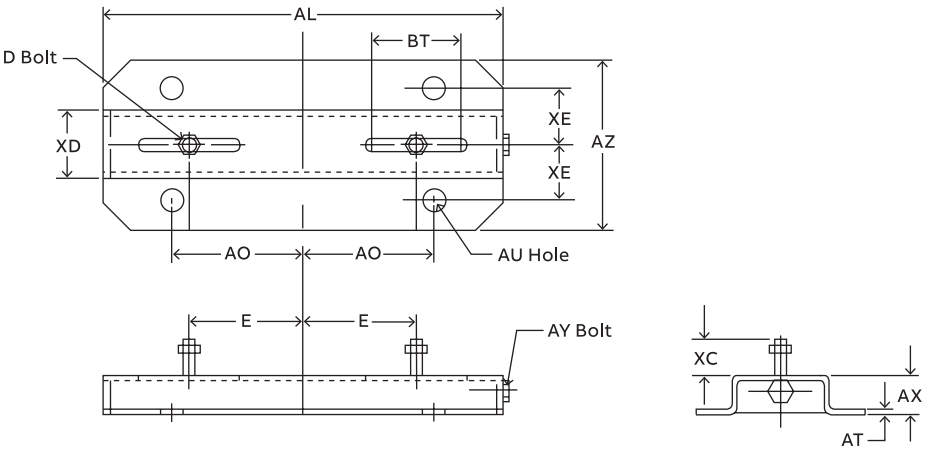

NEMA Frame	Catalog Number	E	AL	AO	AL	AU	AX	AZ	BT	XC	XO	XE	D Bolt	AY Bolt
G5000	**B5000RLS**	10.00	35.00	12.50	0.312	1.00	3.50	12.00	8.00	3.00	6.00	4.50	7/8 x 3-1/2	7/8 x 16

Dimensions are for reference only.
Consult your local sales office for certified dimensions.

Conversion bases

Consisting of right and left hand pieces that fit to existing mounting studs. The "T" frame motor is mounted to the pieces resulting in compensation for the difference in motor height, shaft position and mounting hole.

Catalog Number	Converts From "U" Frame	Converts To "T" Frame	List Price	Disc. Sym.	Ap'x Shpg. Wgt.	Height Inches	Width Inches	Length Inches	Thread
CB1814T	182/184	143T/145T	115	SVC	2	1	2 1/4	7 1/2	5/16-18
CB2118T	213/215	182T/184T	162	SVC	2	3/4	1 3/4	9 1/2	3/8-16
CB2521T	254U/256U	213T/215T	186	SVC	6	1	2 7/16	12 3/4	3/8-16
CB2825T	284U/286U	254T/256T	251	SVC	7	3/4	2 3/4	14 1/4	1/2-13
CB3228T	324U/326U	284T/286T	346	SVC	9	1	3 1/4	15 3/4	1/2-13
CB3632T	364U/365U	324T/326T	426	SVC	12	1	3 11/16	16 1/2	5/8-11
CB4036T	404U/405U	364T/365T	584	SVC	20	1	4 1/4	18 5/8	5/8-11
CB5049T	505U	449T	1,877	SVC	164	1.50	4.50	28.00	3/4-10
CB5850S	5808/10	5008/10	8,225	SVC	250	1.88	6.50	44.88	3/4-10
CB5850M	5810/11	5008/10	8,225	SVC	320	1.88	6.50	50.00	3/4-10

Notes: Dimensions are for one piece. Two pieces supplied.
Design is for horizontal mounting. Motor shimming may be required for direct drive applications.

Conversion bases dimension diagrams

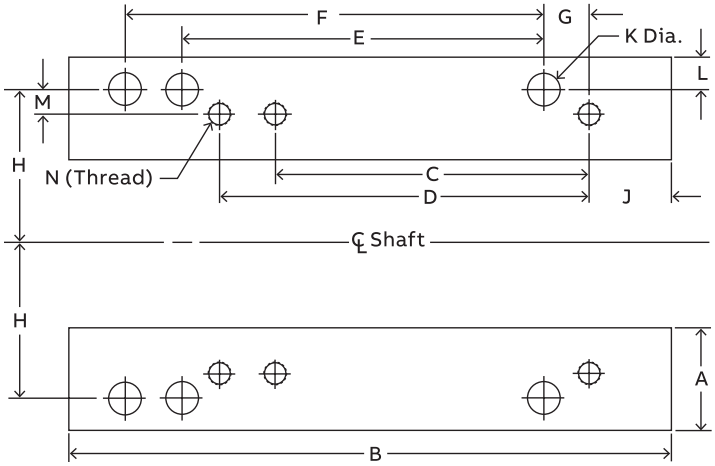

Catalog Number	Converts From	Converts To	A	B	Height	C	D	E	F	G	H	J	K	L	M	N (Thread)
CB1814T	182-184	143T-145T	2.25	7.50	1.00	4.00	5.00	4.50	5.50	0.50	3.75	1.00	0.437	0.50	1.0	5/16-18
CB2118T	213-215	182T-184T	1.75	8.50	0.75	4.50	5.50	5.50	7.00	1.00	4.25	1.00	0.437	0.437	0.5	3/8-16
CB2521T	254U-256U	213T-215T	2.437	12.75	1.00	5.50	7.00	8.25	10.00	1.125	5.00	1.00	0.562	0.625	0.75	3/8-16
CB2825T	284U-286U	254T-256T	2.75	14.25	0.75	8.25	10.00	9.50	11.00	1.375	5.50	1.25	0.562	0.937	0.5	1/2-13
CB3228T	324U-326U	284T-286T	3.25	15.75	1.00	9.50	11.00	10.50	12.00	1.50	6.25	1.50	0.687	0.937	0.75	1/2-13
CB3632T	364U-365U	324T-326T	3.687	16.50	1.00	10.50	12.00	11.25	12.25	1.75	7.00	1.75	0.687	1.187	0.75	5/8-11
CB4036T	404U-405U	364T-365T	4.25	18.625	1.00	11.25	12.25	12.25	13.75	2.00	8.00	2.00	0.812	1.25	1.0	5/8-11
CB5744T	449T	586/587	6.50	36.75	3.50	25.00	32.00	22.00	25.00	2.50	-	3.5	1.19	2.00	2.50	-
CB5049T	505U	449T	4.50	28.00	1.50	25.00	-	18.00	-	1.00	9.00	1.50	0.94	1.50	1.00	3/4-10
CB5850S	5808/10	5008/10	6.50	44.88	1.88	25.00	32.00	28.00	36.00	2.50	10.00	2.88	0.91	2.75	1.50	3/4-10
CB5850M	5810/11	5008/10	6.50	50.00	1.88	25.00	32.00	36.00	40.00	3.50	11.50	2.88	0.91	2.75	1.50	3/4-10

Notes: Where applicable, 5808, 5810, & 5811 frame dimensions will meet NEMA MG1.
For all other dimensions, please reference chart above and confirm base and motor will work in your application.

ABB Motors and Generators PG Service

Base Service

Installation and commissioning:

Getting it completely right from very start for ABB High Voltage motors and Generators. We provide commissioning engineers with extensive experience in motors and generators. Their know-how, backed by the expertise of our design team, makes commissioning fast and smooth and lays the foundation for high reliability and efficiency.

Key benefits:

- Work carried out by skilled personnel only
- Safe, controlled start-up methodology
- Clearly defined procedures (eg, alignment protocol)
- Standard reporting and recording of parameters
- Faster installation and commissioning
- Improved process operation for optimized cost of ownership
- Increased reliability, efficiency and safety

More info: https://new.abb.com/motors-generators/service/installation-and-commissioning

ABB Motors and Generators PG Service

Preventive Maintenance

Unplanned stoppages always seem to occur at the worst possible moment. The preventive maintenance program for ABB Motors and Generators cuts the risk of unscheduled downtime.

The program takes a step-by-step approach with procedures undertaken at intervals over the lifetime of the equipment. The exact timetable will be based on the operating profile and methods as well as ambient conditions. Preventive maintenance is an investment in the avoidance of failures – the program can eliminate disruptions to production and customers to secure their long-term competitiveness.

Key benefits:

- Maintenance planned around production and plant schedules
- Minimize unplanned downtime
- Reduce or eliminate loss of production
- Reduce overall cost of maintenance
- Warranty protection

More info: https://new.abb.com/motors-generators/service/maintenance/preventive-maintenance

Air Gap Inspection

Carries out internal inspection of large Synchronous motors and generators without taking the rotor out to plan and support maintenance optimization.

The robotic crawler moves in the air gap between the stator and rotor, traversing the stator core laminations using modular, magnetic tracks. It can be used in all motors and generators with air gaps of 10 mm and upwards. Unlike conventional inspection devices, which are restricted to turbo/hydro generators with very large air gaps, ABB Air Gap Inspector can be used on all large synchronous motors and generators with air gaps of 10 mm or more.

Key benefits:

- Reduces costs. Inspections can be carried out without removing the rotor, reducing outage costs. Faults can be localized, and their position and severity identified and recorded without removal of the rotor.
- Optimizes maintenance planning and increases availability of motors and generators by reducing the number of outage days where rotor removal is required.

More info: https://new.abb.com/motors-generators/service/advanced-services/abb-air-gap-inspector

ABB Motors and Generators PG service

Spares and Consumables

ABB's motors and generators often play a critical role in the plants in which they operate.

In many cases the complete process would be brought to a halt if the motor or generator stopped working. Downtime may result in considerable costs in terms of lost production, waste and damage, so the availability of this equipment is a top priority.

We supply genuine spare parts, spare part packages and maintenance kits for all ABB motors and generators. We can also provide exchange units for wind power generators. As we are the original equipment manufacturer, you can rely on us to supply the correct part. Where technology has advanced, we may be able to provide a part that is even better than the original. We can also help you to rationalize your on-site spare part stocks.

Key benefits:

- All necessary parts available from a single source
- Access to original parts
- Expert support in identifying parts based on equipment condition and criticality
- Increased availability and minimized downtime

More info: https://new.abb.com/motors-generators/service/spares-and-consumables

Replacements

Replacing existing equipment with a new ABB product is a great investment: the new unit's superior efficiency and performance can ensure a very short payback time. Whether you select a new motor or generator from our wide range of standard items or choose a tailor-made unit, we can generally optimize it to replace your existing equipment.

In most cases we will be able to adapt the electrical designs to make the replacement fully interchangeable with the original. Utilizing our know-how and experience, we can easily provide replacements for third party products.

For the plant operator this helps to minimize the downtime, required site work and risks. An added benefit of a tailor made, fully interchangeable replacement is that you may be able to keep your existing machine as a spare.

Key benefits:

- Expert support in selecting replacement units
- Option of choosing from standard products, tailor made units and replicas
- Access to original drawings and specifications for ABB products
- Replacement programs for third-party products
- Option to select based on energy calculations
- Access to latest technology
- Reduced life cycle costs
- Increased reliability, availability and safety

More info: https://new.abb.com/motors-generators/service/replacements

ABB Ability™ Advanced Services

ABB Ability™ Condition Monitoring for LV Motors

ABB Smart Sensor converts motor into a smart device to let you know when it is time for service. The Smart Sensor can be easily attached to motors without the need for wiring. It collects operational data and health information of the motor.

Key benefits:

- By monitoring and analyzing data on motor operating parameters
  - maintenance and operation can be optimized
  - unexpected downtime avoided
  - efficiency optimized
  - motor lifetime extended
- Improved safety – enables easy access to motors in locations that are difficult or dangerous to access

More info: https://new.abb.com/motors-generators/service/advanced-services/smart-sensor

ABB Ability™ Condition Monitoring for Pumps

Remote monitoring of pumps is enabled through ABB Smart Sensors making predictive maintenance possible. It monitors the vital operating parameters of the pump, such as vibration and temperature, to calculate pump health indicators. These indicators provide valuable information on the pump's condition and performance.

Key benefits:

- Early identification of pump inefficiencies
- Prevention of unexpected downtime
- Reduced maintenance costs
- Longer equipment lifetime
- Improved safety – enables easy access to pumps in locations that are difficult or dangerous to access

More info: https://new.abb.com/motors-generators/service/advanced-services/smart-sensor

ABB Ability™ Advanced Services

ABB Ability™ Condition Monitoring for HV Motors

Remote condition monitoring service that delivers on-line assessment of HV motor health and performance to maximize uptime and productivity. Web access to live data and status information of electrical and mechanical parameters.

Key benefits:

- Increased reliability and availability
- Minimizes the number of unexpected failures
- Reduces downtime by transitioning from reactive to proactive maintenance
- Reduced maintenance costs
- Saves maintenance time and effort with early warnings

More info: https://new.abb.com/motors-generators/service/advanced-services/remote-condition-monitoring

ABB Ability™ Condition Monitoring for Shaft Lines

Periodic on-site condition monitoring for induction motors, generators, gearboxes and any driven object in order to find potential mechanical and electrical problems in an early stage.

Key benefits:

- Integrated analysis and reporting
- Current, voltage and vibration in one analysis and reporting system
- Quick maintenance oriented reports
- Automated analysis and summary report delivered on site
- Reduction in unplanned downtime
- Early warning system provides adequate time for maintenance planning
- ABB motor service network
- High success rate of fault detection

More info: https://new.abb.com/motors-generators/service/advanced-services/on-site-condition-monitoring

ABB Ability™ Advanced Services

ABB Ability™ LEAP for HV Motors and Generators

ABB Ability™ LEAP (Life Expectancy Analysis Program) analyzes the condition and expected lifetime of stator winding insulation – the most uptime critical component in high voltage motors and generators.

ABB Ability™ LEAP is a set of unique analytical tools that identify, characterize and quantify defects in the insulation system. Testing and analysis are performed with one site visit and can be combined with normal maintenance activities. This is a big improvement on conventional methods that require trending data from a range of measurements before they can provide useful output.

Key benefits:

- Minimized unplanned downtime - early warnings provide adequate time for maintenance planning
- Optimized maintenance planning – enables you to move from time-based to condition-based maintenance
- Reduced cost of ownership (COO) – supports efforts to extend lifetime and thereby increase return on investment (ROI)
- Better decision-making – facilitates decision-making on short and long-term maintenance and run/repair/retrofit/replace options
- Service is available for all motors and generators regardless of manufacturer

More info:
https://new.abb.com/motors-generators/service/advanced-services/abb-ability-leap-for-hv-motors-and-generators

ABB Ability™ Condition Assessment for Motors and Generators

Condition assessment of stator winding insulation in motors and generators up to 4 kV. The results are used to optimize the maintenance routine and predict when the system's condition will become vulnerable or critical. Based on this, specific service actions can be planned well in advance to avoid premature failure and increase the lifetime of motors and generators.

Key benefits:

- High uptime – early detection of potential problems before they can cause costly unplanned downtime
- Accurate information on equipment condition to be able to make informed run/repair/replace decisions
- Maintenance activities can be prioritized and optimized

More info:
https://new.abb.com/motors-generators/service/advanced-services/abb-ability-leap-for-hv-motors-and-generators

ABB Ability™ Advanced Services

ABB Ability™ Predictive Maintenance for Generators

- Higher uptime with optimized maintenance planning.
- ABB Ability™ Predictive Maintenance for generators optimizes the maintenance of diesel and gas engine generators. Taking a condition-based approach, it combines customer input with advanced analytical techniques to create the optimal condition monitoring and surveillance program. This ensures that the right actions are taken at the right time and for the right reasons.
- ABB Ability™ Predictive Maintenance brings together ABB's condition monitoring, in-situ visual inspection and life expectancy analysis program to make maintenance planning easy.

Key benefits

- Higher uptime
- Minimized unplanned outages
- Longer intervals between rotor removals
- Avoidance of secondary damages
- Alignment of maintenance tasks with planned plant stoppages
- Reduced maintenance costs
- Maintenance is only done when necessary
- Parts are only replaced when needed
- Visual inspection of stator core, rotor core and windings is done without the need to remove the rotor

More info:
https://new.abb.com/motors-generators/service/advanced-services/abb-ability-predictive-maintenance-for-generators

Industrial Grinders

7306

7306D

Features:
Cast iron exhaust type wheel guards. 8-foot power cord. Base mounted on/off switch. Rubber feet to minimize vibration.

Hp	RPM	Wheel Size	Catalog Number	List Price	Disc. Sym.	Shpg. Wgt.	Voltage	Style	Agency Approval	Notes
1/2	3600	7″x1″x5/8″	**712**	637	GBX	45	115	Grinder	UL, CSA	a,c,f,p
1/2	3600	7″x1″x5/8″	**762**	637	GBX	43	115	Grinder/Buffer	UL, CSA	b,c,f,p
1/2	3600	7″x1″x5/8″	**712E**	745	GBX	68	115	Grinder	UL, CSA	a,c,p
1/2	3600	7″x1″x5/8″	**762E**	745	GBX	68	115	Grinder/Buffer	UL, CSA	b,c,p
1/2	1800	7″x1″x5/8″	**7306**	807	GBX	70	115/230	Grinder	UL	a,d,g,p
1/2	3600	7″x1″x5/8″	**7307**	807	GBX	70	115/230	Grinder	UL, CSA	a,d,g,p
1/2	3600	7″x1″x5/8″	**7351**	807	GBX	67	115/230	Grinder/Buffer	UL, CSA	b,d,g,p
1/2	1800	7″x1″x5/8″	**7308**	807	GBX	71	208-230/460	Grinder	UL, CSA	a,d,h,p
1/2	3600	7″x1″x5/8″	**7309**	807	GBX	72	208-230/460	Grinder	UL, CSA	a,d,h,p
1/2	1800	7″x1″x5/8″	**7306D**	1,015	GBX	84	115/230	Grinder	UL	a,d,e,g
1/2	3600	7″x1″x5/8″	**7307D**	1,015	GBX	84	115/230	Grinder	UL	a,d,e,g
1/2	3600	7″x1″x5/8″	**7309D**	1,015	GBX	87	208-230/460	Grinder	UL, CSA	a,d,e,h
1/2 1/3	1800	7″x1″x5/8″	**7312D**	1,228	GBX	90	115	Grinder	UL	a,d,e

Exercise caution and wear safety glasses

Notes:
(a) Supplied with 36 & 60 grit wheels.
(b) Supplied with 36 grit and 0.014 wire wheel.
(c) Stamp steel tool rests.
(d) Cast iron tool rests.
(e) Deluxe model includes water pot, tool tray and lighted eyeshields.
(f) Non-exhaust type wheel guards.
(g) Factory connected for 115 volts, power cord supplied.
(h) Factory connected for 208-230 volts, no power cord.
(p) Supplied with eye shield.

Industrial Grinders

8100W

8100WD

All models have cast iron tool rests and exhaust type wheel guards. 8-foot power cord. Base mounted on/off switch. Rubber feet to minimize vibration.

Hp	RPM	Wheel Size	Catalog Number	List Price	Disc. Sym.	Shpg. Wgt.	Voltage	Style	Agency Approval	Notes
3/4	1800	8"x1"x3/4"	**8100W**	1,222	GBX	99	115/230	Grinder	UL	a,g,p
3/4	1800	8"x1"x3/4"	**8100WD**	1,394	GBX	110	115/230	Grinder	UL	a,e,g
3/4	3600	8"x1"x3/4"	**8107W**	1,222	GBX	99	115/230	Grinder	UL	a,g,p
3/4	3600	8"x1"x3/4"	**8107WD**	1,394	GBX	111	115/230	Grinder	UL	a,e,g
3/4	3600	8"x1"x3/4"	**8250W**	1,222	GBX	97	115/230	Grinder/Buffer	UL	b,g,p
3/4	1800	8"x1"x3/4"	**8102W**	1,183	GBX	98	208-230/460	Grinder	UL, CSA	a,h,p
3/4	1800	8"x1"x3/4"	**8102WD**	1,372	GBX	111	208-230/460	Grinder	UL, CSA	a,e,h
3/4	3600	8"x1"x3/4"	**8123W**	1,183	GBX	99	208-230/460	Grinder	UL, CSA	a,h,p
3/4	3600	8"x1"x3/4"	**8123WD**	1,372	GBX	112	208-230/460	Grinder	UL, CSA	a,e,h
3/4	3600	8"x1"x3/4"	**8252W**	1,183	GBX	95	208-230/460	Grinder/Buffer		b,h,p
3/4	3600	8"x1"x3/4"	**8125W**	1,183	GBX	99	575	Grinder	UL	a,i,p

Exercise caution and wear safety glasses

1022W

1022WD

All models have cast iron tool rests and exhaust type wheel guards. Base mounted on/off switch. Rubber feet to minimize vibration.

Hp	RPM	Wheel Size	Catalog Number	List Price	Disc. Sym.	Shpg. Wgt.	Voltage	Style	Agency Approval	Notes
1	1800	10"X1"X7/8"	**1022W**	1,558	GBX	133	115/230	Grinder	UL	a,J,p
1	1800	10"X1"X7/8"	**1022WD**	1,784	GBX	145	115/230	Grinder	UL	a,e,J
1-1/2	1800	10"X1"X7/8"	**1021W**	1,536	GBX	134	208-230/460	Grinder	UL, CSA	a,h,p
1-1/2	1800	10"X1"X7/8"	**1021WD**	1,759	GBX	146	208-230/460	Grinder	UL, CSA	a,e,h
1-1/2	1800	10"X1"X7/8"	**105W**	1,536	GBX	133	575	Grinder	UL, CSA	a,i,p

Exercise caution and wear safety glasses

Notes:
(a) Supplied with 36 & 60 grit wheels.
(b) Supplied with 36 grit and 0.014 wire wheel.
(e) Deluxe model includes water pot, tool tray and lighted eyeshields.
(g) Factory connected for 115 volts, power cord supplied.
(h) Factory connected for 208-230 volts, no power cord.
(i) 575 volt, 50//60 Hz.
(J) Factory connected for 115 volts, no power cord.
(p) Supplied with eye shield.

Industrial Grinders

12 inch

Catalog #1215W
with #GA20 Pedestal
(sold separately)

Cast iron tool rests & exhaust type wheel guards. Manual starter with overload protection. Also includes lighted eyeshield (bulb not included).
All three-phase units are suitable for 50/60 Hz, 1500/1800 RPM operation.
Wheels sold separately. See chart below.

Hp	RPM	Wheel Size	Catalog Number	List Price	Disc. Sym.	Shpg. Wgt.	Voltage	Style	Agency Approval	Notes
2	1800	12"X2"X1-1/4"	**1215W**	3,503	GBX	253	208-230/460	Grinder	CSA	k
3	1800	12"X2"X1-1/4"	**1216W**	3,626	GBX	248	208-230/460	Grinder	CSA	k
2	1800	12"X2"X1-1/4"	**1217W**	3,709	GBX	253	115/230	Grinder		J
3	1800	12"X2"X1-1/4"	**129W**	3,626	GBX	256	575	Grinder	CSA	i

Exercise caution and wear safety glasses

14 inch

Catalog #1407W
with #GA20 Pedestal
(sold separately)

Cast iron tool rests & exhaust type wheel guards. Magnetic starter with overload protection. Also includes lighted eyeshields (bulbs not included).
Suitable for 50/60 Hz operation. Wheels sold separately. See chart below.

Hp	RPM	Wheel Size	Catalog Number	List Price	Disc. Sym.	Shpg. Wgt.	Voltage	Style	Agency Approval	Notes
5	1800	14"X3"X1-1/4"	**1406W**	4,493	GBX	359	230	Grinder	CSA	m
5	1800	14"X3"X1-1/4"	**1410W**	4,493	GBX	362	460	Grinder		m
5	1800	14"X3"X1-1/4"	**1408W**	4,493	GBX	358	575	Grinder	CSA	m
7-1/2	1800	14"X3"X1-1/4"	**1407W**	4,901	GBX	372	230	Grinder	CSA	m
7-1/2	1800	14"X3"X1-1/4"	**1411W**	4,901	GBX	381	208-230/460	Grinder		m
7-1/2	1800	14"X3"X1-1/4"	**1409W**	4,901	GBX	374	575	Grinder	CSA	m

Exercise caution and wear safety glasses

Wheels for 12-Inch and 14-Inch Grinders

High quality aluminum oxide and silicon abrasive in a premium vitrified system

Catalog Number	List Price	Disc. Sym.	Diameter	Face	Bore	Grit	Shpg. Wgt.
B125	238	SVC	12"	2"	1-1/4"	30	22
B126	240	SVC	12"	2"	1-1/4"	46	22
B147	449	SVC	14"	3"	1-1/4"	30	42
B148	449	SVC	14"	3"	1-1/4"	46	41

Exercise caution and wear safety glasses

Note: When installing new wheels, check wheels for possible damage.
Do not use a damaged wheel.
With new wheel installed, all safety guards in place and operator standing away from front of grinder, run grinder for one minute before applying work.

Notes:
(i) 575 volt, 50//60 Hz.
(J) Factory connected for 115 volts, no power cord.
(k) Factory connected for 230, manual starter, specify voltage when ordering.
(m) Factory connected for 230, magnetic starter must be changed for other voltages.

Industrial Tool Grinders

Diamond Wheel Grinder

Catalog #522

Diamond Wheel Tool Grinders feature all cast iron construction. Precision built, they have locked double row bearings and a maximum runout of .002 for precise tool and die work. Accommodates cup wheels with 1-1/4" center hole. Large tool tables with protractor type tool support. Light and water pot with spout and faucet that can be moved to either side are standard equipment.
Diamond wheels sold separately. See chart below.

Hp	RPM	Wheel Size	Catalog Number	List Price	Disc. Sym.	Shpg. Wgt.	Voltage	Style	Agency Approval	Notes
1/2	3600	6"x1"x1-1/4	**522**	1,867	GBX	108	115	Tool Grinder	UL	g
1/2	3600	6"x1"x1-1/4	**532**	1,867	GBX	109	208-230/460	Tool Grinder	UL	h

Exercise caution and wear safety glasses
Note: Rough service bulb is suggested.

Carbide Tool Grinder

Catalog #500

Carbide Tool Grinders feature all cast iron construction.
Accommodates cup wheels with 1-1/4" center hole. Large tool tables with protractor type tool support. Light and water pot with spout and faucet that can be moved to either side are standard equipment.
Wheels sold separately. See chart below.

Hp	RPM	Wheel Size	Catalog Number	List Price	Disc. Sym.	Shpg. Wgt.	Voltage	Style	Agency Approval	Notes
1/2	3600	6"x1"x1-1/4	**500**	1,660	GBX	109	115	Tool Grinder	UL	g
1/2	3600	6"x1"x1-1/4	**510**	1,660	GBX	109	208-230/460	Tool Grinder	UL	h

Exercise caution and wear safety glasses
Note: Rough service bulb is suggested.

Wheels and Accessories

Catalog #D501



Catalog #C61

GA8

GA7

Catalog Number	List Price	Disc. Sym.	Shpg. Wgt.	Face	Grit	Description
D501	994	SVC	5	3/4"	120	General Purpose Diamond Wheel
D502	994	SVC	2	3/4"	220	Fine Finish Diamond Wheel
C61	217	SVC	5	1"	60	Silicone Carbide
C121	217	SVC	3	1"	120	Silicone Carbide
S46	143	SVC	3	1"	46	Aluminum Oxide
S61	143	SVC	3	1"	60	Aluminum Oxide
GA8	525	SVC	1			Wheel Dresser with Diamond NIB
GA7	143	SVC	1			Diamond NIB for GA8 (7/16 diameter x 1" long)

Exercise caution and wear safety glasses
Note: When installing new wheels, check wheels for possible damage.
Do not use a damaged wheel.
With new wheel installed, all safety guards in place and operator standing away from front of grinder, run grinder for one minute before applying work.

Notes:
(g) Factory connected for 115 volts, power cord supplied.
(h) Factory connected for 208-230 volts, no power cord.

Industrial Belt Sanders

There are several options when it comes to industrial belt sanders – fixed and tiltable belts, grinder/sanders and even an adjustable speed sander for increased flexibility. All units come with a base mounted on/off switch. All belt sanders are equipped with 2x48" 80 grit belt.

Catalog #602E-MT

Catalog #248-151D

Catalog #248-181TD

Catalog #248-151TD

Catalog #248-151AS

Hp	RPM	Tiltable Belt	Catalog Number	List Price	Disc. Sym.	Shpg. Wgt.	Voltage	Style	Agency Approval	Notes
1-1/2	3600	Fixed	**2048-151D**	2,006	GBX	88	115/230	Belt Sander	UL	g
1-1/2	3600	Fixed	**2048-153D**	1,912	GBX	76	208-230/460	Belt Sander	UL	h
1-1/2	3600	Three positions	**248-151TD**	2,220	GBX	95	115/230	Belt Sander	UL	g
1-1/2	3600	Three positions	**248-153TD**	2,095	GBX	84	208-230/460	Belt Sander	UL	h
1-1/2	3600	Three positions	**248-181TD**	2,560	GBX	138	115/230	Grinder/Belt Sander		J,l,r
1-1/2	3600	Three positions	**248-183TD**	2,512	GBX	128	208-230/460	Grinder/Belt Sander	UL	h,l,r
1-1/2	0-3600	Three positions	**248-151AS**	2,816	GBX	105	115	Adjustable Speed		g,l

Exercise caution and wear safety glasses

Industrial Buffers

Catalog #333B

Catalog #1458
with #GA20 Pedestal
(sold separately)

Buffers are designed for use with soft cloth wheels **only**. Specific buffing applications may require the addition of operator safety devices. Consult with a safety engineer before installation. Price includes flanges and nuts but does not include wheels.

Hp	RPM	Max. Wheel Size	Shaft Diameter	Catalog Number	List Price	Disc. Sym.	Shpg. Wgt.	Voltage	Agency Approval	Notes
3/4	1800	8″	3/4″	**332B**	872	GBX	55	115/230	UR	g,s
3/4	3600	8″	3/4″	**333B**	872	GBX	56	115/230	UR	g,s
3/4	1800	8″	3/4″	**334B**	852	GBX	54	208-230/460	UR, CSA	h,s
3/4	3600	8″	3/4″	**330B**	852	GBX	56	208-230/460	UR, CSA	h,s
1	1800	10″	7/8″	**407B**	1,157	GBX	60	115/230	UR	j,s
1-1/2	3600	10″	7/8″	**410B**	1,138	GBX	61	115/230	UR	j,s
1-1/2	1800	10″	7/8″	**409B**	1,111	GBX	59	208-230/460	UR, CSA	h,s
1-1/2	3600	10″	7/8″	**412B**	1,111	GBX	62	208-230/460	UR, CSA	h,s
2	1800	12″	1-1/4″	**1250**	2,679	GBX	164	115/230	UR	k
2	3600	12″	1-1/4″	**1251**	2,603	GBX	160	115/230	UR	k
3	1800	12″	1-1/4″	**1252**	2,460	GBX	156	208-230/460	UR, CSA	k
3	3600	12″	1-1/4″	**1253**	2,390	GBX	156	208-230/460	UR, CSA	k
5	1200	14″	1-1/4″	**1457**	3,592	GBX	228	230	UR, CSA	m
5	1800	14″	1-1/4″	**1458**	3,058	GBX	218	230	UR, CSA	m
7-1/2	1800	14″	1-1/4″	**1454**	3,415	GBX	229	230	UR, CSA	m
7-1/2	3600	14″	1-1/4″	**1453**	3,232	GBX	223	230	UR, CSA	m

Exercise caution and wear safety glasses

Notes:
(g) Factory connected for 115 volts, power cord supplied.
(h) Factory connected for 208-230 volts, no power cord.
(J) Factory connected for 115 volts, no power cord.
(k) Factory connected for 230, manual starter, specify voltage when ordering.
(l) Supplied with 8"x1"x3/4" 36 grit wheel and 80 grit belt.
(m) Factory connected for 230, magnetic starter must be changed for other voltages.
(n) Supplied with 0.014 wire wheel and 36" x 2" 100 grit belt.
(r) Grinder side eye shield included.
(s) Base mounted on-off switch.

Big Red Grinders



712RE



812RE

Big red grinders are available with 6", 7" or 8" wheels, equipped with base mounted on/off switch and 8 foot cord with plug. Rubber mounting feet help minimize vibration. Models ending in "E" have exhaust type wheel guards.

Hp	RPM	Wheel Size	Catalog Number	List Price	Disc. Sym.	Shpg. Wgt.	Voltage	Style	Agency Approval	Notes
1/2	3600	7"x1"x5/8"	**712R**	637	GBX	45	115	Grinder	UL, CSA	a,c,f,p
1/2	3600	7"x1"x5/8"	**762R**	637	GBX	43	115	Grinder/Buffer	UL, CSA	b,c,f,p
1/2	3600	7"x1"x5/8"	**712RE**	763	GBX	68	115	Grinder	UL, CSA	a,c,p
1/2	3600	7"x1"x5/8"	**762RE**	763	GBX	66	115	Grinder/Buffer	UL, CSA	b,c,p
3/4	3600	8"x1"3/4"	**812RE**	1,155	GBX	96	115/230	Grinder	UL	a,c,g,p
3/4	3600	8"x1"3/4"	**862RE**	1,155	GBX	95	115/230	Grinder/Buffer	UL	a,c,g,p

Exercise caution and wear safety glasses

Big Red accessories

Pedestals

GA16R GA14R

Catalog Number	Description	List Price	Disc. Sym.	Shpg. Wgt.
GA16R	Cast iron pedestal can be used on all Big Red Grinders Height is 32-7/8"	536	SVC	62
GA16RE	Light industrial version, all steel construction for use on 6" and 7" only, height is 34"	319	SVC	36
GA20RE	Light industrial version, all steel construction for use on 8" only, height is 34"	369	SVC	54
GA14R	Fabricated steel pedestal with storage shelves can be used on all Big Red Grinders, height is 34-1/2"	369	SVC	64
GA9R	2) Lighted eyeshield, 5-1/2" x 3-3/4" viewing area, 8-ft cord with plug, mounts to any Big Red Grinder	206	SVC	5
GA9SR	2) Lighted eyeshield with on/off switch, 5-1/2" x 3-3/4" viewing area, 8-ft cord with plug, mounts to any Big Red Grinder	229	SVC	5

Lighted Eyeshields

GA9R GA9SR

Notes:
(a) Supplied with 36 & 60 grit wheels.
(b) Supplied with 36 grit and 0.014 wire wheel.
(c) Stamp steel tool rests.
(d) Cast iron tool rests.
(f) Non-exhaust type wheel guards.
(g) Factory connected for 115 volts, power cord supplied.
(p) Supplied with eye shield.

Accessories

Dust Control Units for Baldor-Reliance® Grinders, 115V, single phase, 60 Hz

Catalog #1022W
with DC10 and GA16
(sold separately)

Catalog Number	Dust Control Unit Price	Disc. Sym.	Grinding Wheel Maximum Dia.	Grinding Wheel Maximum Width	Total Cap.	Cubic Ft/Min Required Per Wheel By OSHA (o)	Air Control Valves	Shpg. Wgt.
DC7	1,574	SVC	7″	1″	440	220	Yes	60
DC8	1,574	SVC	8″	1″	440	220	Yes	62
DC10	1,574	SVC	10″	1″	440	390	Yes (p)	60
DC12	1,711	SVC	12″	2″	440	390	Yes (p)	62
DC12-3	1,711	SVC	12″	2″	440	390	Yes (p)	57
DC14-3 (n)	2,791	SVC	14″	3″	700	590	Yes (p)	73

Exercise caution and wear safety glasses

(n) DC14-3 powered with 1Hp TEFC 208-230/460 volt, three phase motor, less cord, switch, and lug.
(o) From ventilation section 1910.94 table G-4 Federal register vol. 37 #202, 10-18-72.
(p) Air control valve required to direct total CFM of collector to only the wheel being used to meet OSHA CFM requirements on 10″ and larger grinders.

Replacement Filter Bags

Catalog Number	List Price	Disc. Sym.	Dust Control Unit	Shpg. Wgt.
ARB-1	152	SVC	DC7, 8, 10, 12, 12-3	1
ARB-2	231	SVC	DC14-3	2

Note: Do not collect potentially reactive materials without consulting (NFPA) National Fire Protection Association Standards.
Powered by a 1/2 Hp TEFC single phase Baldor-Reliance® motor with cord, switch, and plug.
230 volt single phase units are available and supplied less switch, cord, and plug. Specify for 230 volt single phase operation.
Collectors with three phase motor less cord, switch, and plug are available. For 208-230/460 volt three phase, add suffix -3 to catalog number. Add $30.00 to list price.
Mount dust control units with Grinder and GA16 or GA20 pedestal.

Dust Collector Bags

Catalog Number	List Price	Disc. Sym.	Description	Shpg. Wgt.
DA1	58	SVC	Dust Collector Bag (1 per carton). For D60 and D61 Dust Collectors	1

Accessories

Grinder and Buffer Accessories

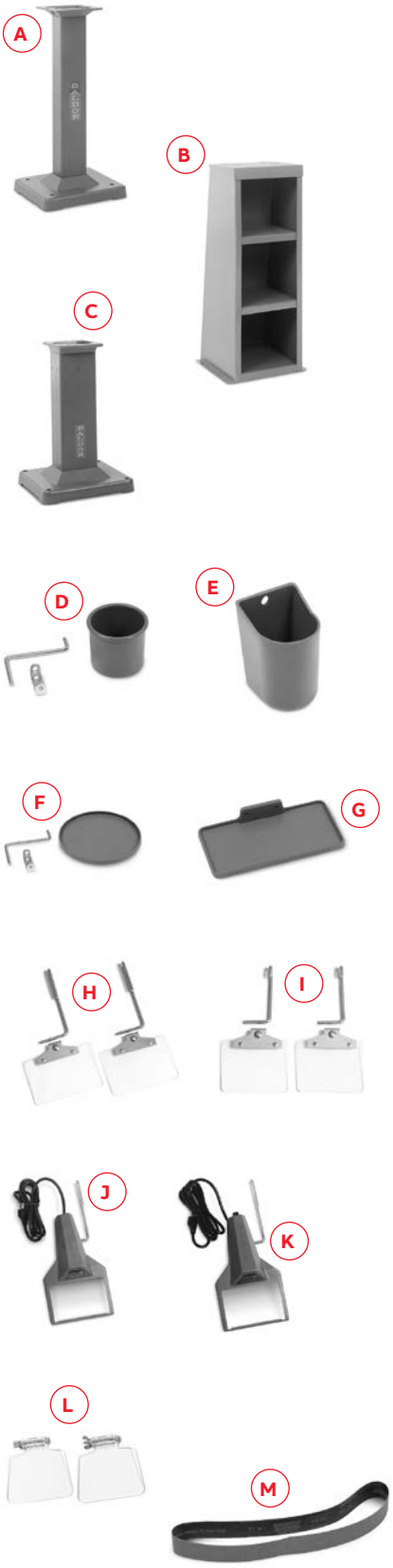

Item Number	Catalog Number	Description	List Price	Disc. Sym.	Shpg. Wgt.
A	**GA16**	Pedestal "Cast Iron"	489	SVC	62
	GA16E	Pedestal "Steel"	319	SVC	36
B	**GA14**	Pedestal "Steel"	369	SVC	64
C	**GA20**	Pedestal "Cast Iron"	803	SVC	119
	GA20E	Pedestal "Steel"	369	SVC	54
D	**GA24**	Water Pot	60	SVC	1
E	**GA3**	Water Pot	162	SVC	7
F	**GA25**	Tool Tray	59	SVC	9
G	**GA4**	Tool Tray	187	SVC	6
H	**GA11**	Eyeshield (pair)	99	SVC	2
I	**GA10**	Eyeshield (pair)	94	SVC	1
J	**GA9**	Lighted Eyeshield (less on/off switch) (pair)	206	SVC	5
J-1	**GA9-1**	same as GA9 except packed 1 unit per carton	114	SVC	3
K	**GA9S**	Lighted Eyeshield (with on/off switch) (pair)	229	SVC	6
L	**GA13**	Eyeshield for 6" Grinders (pair)	53	SVC	2
M	**AB248**	Abrasive Belt 2" x 48" – 80 Grit	32	SVC	1

(A) GA16 Pedestal for 6", 7", 8" and 10" grinders, carbide and diamond wheel grinders, 1/4 Hp through 1-1/2 Hp buffers and belt grinders. Height 32-7/8".
GA16E for 6" and 7" grinders "all steel construction". Height 34".

(B) GA14 Pedestal – fabricated steel, for 7", 8" and 10" grinders, 1/4 Hp through 1-1/2 Hp buffers. Height 34-1/2".

(C) GA20 Pedestal for 8", 10", 12" and 14" grinders and 3/4 through 7-1/2 Hp buffers. Height 30".

GA20RE for 8" & 10" grinders "all steel construction". Height 34".

(D) GA24 Water Pot for 623E, 673E, 612E, 662E, and 7" (except #712, #712R, #762, & #762R), 8" and 10" grinders.

Supplied with mounting bracket and swivel arm. Capacity 1-1/2 pints.

(E) GA3 Water Pot for GA20 pedestal. Capacity 3 pints.

(F) GA25 Tool Tray for 623E, 632E, 673E, 612E, 662E,

7" (except #712, #712R, #762, & #762R),

8" and 10" grinders. Supplied with mounting bracket and swivel arm.

Diameter 8". Area 48 square inches.

(G) GA4 Tool Tray for GA20 pedestal. Dimensions 12" x 6".

(H) GA11 Eyeshield – 6" x 4" shatter resistant Plexiglas®.

Fits grinders 7" through 14".

(I) GA10 Eyeshield – 5" x 4" shatter resistant Plexiglas®.

Fits 6" Grinders and #712, #712R, #762 and #762R.

(J) GA9 Lighted Eyeshield – 5-1/2" x 3 3/4" viewing area made of shatter resistant Plexiglas®.
Supplied with 8 foot 3 conductor cord with plug.
Accommodates standard 115 volt 60 watt bulb.
Supplied less bulb and on/off switch.

Mounts to grinders (except tool and belt grinders). Adjusts horizontally and vertically.
U.L. listed/CSA certified.

(J-1) GA9-1 – Same as GA9 except packed 1 per carton. 115 volt only.

(K) GA9S Lighted Eyeshield with On/Off Switch - 115 volt only.

(L) GA13 Eyeshield for 600 Series 6" Grinders

(M) AB248 Abrasive Belt – 2" x 48" – 80 Grit.

Accessories

Wheels for Grinders

6" 7" 8" 10" 12" 14"

Features: Extremely durable aluminum oxide abrasive grain. Excellent for steels and alloy steels. Ideal for numerous general purpose applications.

Catalog Number	List Price	Disc. Sym.	Diameter	Face	Bore	Grit	Shpg. Wgt.
B66	44	SVC	6″	3/4″	1/2″	36	2
B67	44	SVC	6″	3/4″	1/2″	60	2
B73	60	SVC	7″	1″	5/8″	36	4
B74	60	SVC	7″	1″	5/8″	60	3
B80	71	SVC	8″	1″	3/4″	36	5
B81	71	SVC	8″	1″	3/4″	60	4
B102	105	SVC	10″	1″	7/8″	36	8
B103	105	SVC	10″	1″	7/8″	60	6
B125	238	SVC	12″	2″	1-1/4″	30	22
B126	240	SVC	12″	2″	1-1/4″	46	22
B147	449	SVC	14″	3″	1-1/4″	30	42
B148	449	SVC	14″	3″	1 1/4″	46	41

Exercise caution and wear safety glasses

Sewed cotton Buffing Wheels

6" 8" 10"

Features: Wheels are muslin cloth, spiral sewn. These bore sizes will fit shafts 1/8” greater diameter than bore.

Catalog Number	List Price	Disc. Sym.	Diameter	Face	Bore	Shpg. Wgt.
A65	31	SVC	6″	1/4″	1/2″	1
A82	38	SVC	8″	1/4″	3/4″	1
A103	57	SVC	10″	1/4″	7/8″	1

Exercise caution and wear safety glasses

Note: Cotton wheels are supplied in sections 1/4” wide. Two (or more) sections may be put together to make up wheel of desired width.

Wire Brush Wheels



6" 7" 8"

Features: Wheels are crimped, carbon steel wire.

Catalog Number	List Price	Disc. Sym.	Diameter	Face	Bore	Diameter of Wire	Shpg. Wgt.
W64	53	SVC	6″	5/8″	1/2″	0.014	1
W70	62	SVC	7″	5/8″	5/8″	0.014	1
W82	70	SVC	8″	3/4″	3/4″	0.014	1

Exercise caution and wear safety glasses

Note: 6″, 7″ & 8″ grinders equipped with grinding wheels can be converted to have wire brush wheels. To properly fit the wire brush wheels, flat washers or spacer must be placed on both sides of the wheel flanges. This will accommodate the width differences between the wire brush wheel and the original grinding wheel.
Order washers/spacers as follows:
6" (3) HW1000A50, 7″ (2) HA2047A01, 8″(4) HW1000A75

Note: When installing new wheels, check wheel for possible damage. Do not use a damaged wheel.
With new wheel installed and all safety guards in place, and operator standing away from front of grinder, run grinder for one minute before applying work.
Wear safety glasses. Exercise Caution.

Polishing Lathes and Chucks

340

353T

380WCT

LPL50

Polishing lathes have features preferred by dentists, dental lab technicians, jewelers, lapidary and other for precision, trouble-free polishing. All lathes are supplied with 8-foot cord with plug, rubber feet and heavy construction to minimize vibration, provisions for mounting to a laboratory bench are provided as well.

Hp	RPM	Shaft Diameter/Taper	Catalog Number	List Price	Disc. Sym.	Shpg. Wgt.	Voltage	Style	Notes
1/4	3600/1800	0.375 / 0.250	**340**	519	GBX	31	115	Dual Speed	q
1/4	3000/1500	0.375 / 0.250	**342**	519	GBX	31	220-240	Dual Speed	r
1/4	3600/1800	0.375 / 0.250	**353T**	569	GBX	35	115	Dual Speed	q
1/2	3600	0.375 / 0.250	**359T**	570	GBX	36	115	Single speed	q
1/3	3600/1800	0.375 / 0.250	**380T**	633	GBX	42	115	Dual Speed	q
1/3	3600/1800	0.375 / 0.250	**380WCT**	1,457	GBX	47	115	Dual Speed	q,s
1/2	3600	0.625 / straight	**LPL50**	554	GBX	43	115	Single speed	q,t
3/4	3600	0.625 / straight	**LPL75**	676	GBX	48	115/230	Single speed	q,t

Exercise caution and wear safety glasses

Notes:
(q) Factory connected for 115 volts, power cord supplied.
(r) Factory connected for 220-240 volts, power cord without plug.
(s) Right side equipped with Wells Dental "Super Quick" chuck, 2 mandrels, 2 stone, 1 arbor band, 1 soft wheel chuck.
(t) Single shaft, right side.

True-Running Chucks

R1 R2 L3 L4 R5A R6 L7

Made to close-tolerance specifications, keeps vibration to an absolute minimum. All chucks guaranteed to match lathes with standard tapered shafts. Mounting hole 0.370" tapered 0.250 per foot.

Catalog Number	List Price	Disc. Sym.	Description	Shpg. Wgt.
R1	96	SVC	Hard Wheel, Right Hand, Brass	1
R2	47	SVC	Soft Wheel, Right Hand, Brass	1
L3	92	SVC	Hard Wheel, Left Hand, Brass	1
L4	107	SVC	Soft Wheel, Left Hand, Brass	1
R5A	158	SVC	Burr Chuck, Right Hand,	1
R6	53	SVC	Arbor Band, Right Hand, Brass	1
L7	206	SVC	Burr Chuck, Left Hand, Stainless	1

Exercise caution and wear safety glasses

Note: R1 & L3 hard wheel chucks accommodate up to 1/4" wide wheel with 1/4" arbor hole.
R6 arbor band chuck accommodates 1/2" wide x 3/4" diameter arbor band.

Three Year Warranty

Polishing lathes are warranted against burnouts, defective materials, and workmanship for three full years.
Warranty covers all parts except those subject to normal wear. "Wells Quick Chuck" warranted one year by manufacturer.

Motor Mod Express®

Modification Number	Motor Mod Express®	Page No.
Balance		303
M1A	Dynamic Balance of Rotors	
Bearings		303
M2A	Sealed Bearings	
M2B	Ball to Roller 1800 RPM or Below	
M2F	Add Isolated Bearings NEMA 254T through 5810 (SKF Insocoat or equivalent)	
Brake Motors		305
M3D	Change Stearns Brake	
Conduit Box		305
M4A	Tap or Provide Additional Lead Hole	
M4B	Rotate Conduit Box Lead Opening	
M4F	Replace Die Cast Aluminum Conduit Box	
M4G	Add Conduit Box for Thermostat or Heater Leads	
Cord		307
M5A	Install Line Cord in Conduit Box or Terminal Panel	
M5B	Install 6 Foot, 3 Conductor, Type SO Cord	
Drains		308
M7A	Add Condensation Drain Holes	
M7C	Close Standard Condensation Drain Holes	
M7D	Add Breather Drain to Cast Iron Explosion-Proof Motors	
Dripcovers		309
M8A	Install Dripcover on TEFC or ODP	
Leads		309
M10B	Reconnect from Nine Leads to Three Leads	
M10D	Longer Leads	
Lubrication		310
M11A	Install Low Temperature Bearing Lubricant	
M11B	Add High Temperature Grease	
Seals		311
M12A	Install Oil Seals	
M12B	Install Inpro/Seal ®	
M12C	Install V-Ring Seals to Motor	
Mountings		312
M13A	Add Rigid Base	
M13B	Install NEMA C-Face - Steel Band Construction	
M13C-1	Install NEMA C-Face - Cast Iron Construction	
M13C-2	Install NEMA C-Face – IEEE 841 Motors	
M13D	Add D-Flange	
M13E	Remove Rigid Base From Foot Mounted Steel Band Motors	
M13F-1	Convert Mounting Configuration for Steel Band Motor	
M13F-2	Convert Mounting Configuration for Cast Iron Motor	
M13G	Install NEMA C Face to Explosion-Proof Motors	
M13I	Labor only to mount grinder or buffer onto a pedestal and package for shipment	
Mounting Diagrams		316
Export Packaging		317
M14A	Open Crate Packaging	
M14B	Totally Enclosed Crate Packaging	
M14C	Motor and Nameplate Photograph	

Motor Mod Express®

Modification Number	Motor Mod Express®	Page No.
Nameplate		318
M15A	Provide Original Nameplate for Remote Mounting	
M15B	Replace Nameplate	
M15C	Laser Engrave Nameplate into Stainless Steel Motor	
M15E	Mail Nameplates to Customer	
M15F	Mark Nameplate with CE	
Blowers		318
M16A	Add Constant Velocity Blower Unit	
M16B	Convert from a Three Phase to a Single Phase Blower	
Paint		319
M17A	Paint Motor to Baldor-Reliance® Stock Paint Color	
M17B	Paint Motor or Parts to Customer Specified Color	
Lifting Lugs		319
M18A	Add Lifting Lugs up to a 326T Frame Size	
Hardware		320
M20A	Exchange Plated Hardware for Stainless Steel	
Space Heaters		320
M21A	Add Space Heaters to TEFC or Open Motors	
Thermal Protectors		321
M23A	Thermostats	
Thermocouples		321
M24A	Iron Constantan	
Thermistors		322
M25A	Thermistors	
Tropicalization		322
M26A	Protection of Windings and Mechanical Parts	
Weatherproofing		322
M27A	Treatment of Windings and Mechanical Parts	
Shaft Modifications		323
M29A	Drill and Tap or Flat	
M29B	Convert from TEFC to TEAO	
M29C	Threading	
M29D	Convert “T” Frame to “U” Frame Shaft Dimension or Smaller (TS)	
M29F	Shorten Shafts without Reducing the Overall Dimension	
Tach and Encoder Mounting Kits		325
M31D	Add Encoder Kit to Inverter Duty V*S Master or RPMAC Motor	
M31E	Additional Mounted Encoder Option for IDRPM Motors	
Testing		326
M32A	Performance Testing Per IEEE 112	
M33A	Short Motor Test	
M33B	Routine Motor Test	
M33C	Complete Motor Test	
M33D	Calibration Test	
M33E	Sound Measurement Test	
Terminal Blocks (50 Hz, 3 Phase Motors Only)		328
M35A	Install Terminal Blocks in Conduit Box and Connect Leads	

Motor Mod Express®

Modification Number	Motor Mod Express®	Page No.
Starters		329
M36A	Add Magnetic or Manual Starter to Grinder or Buffer – Starter – Single Phase	
M36B	Add Magnetic or Manual Starter to Grinder or Buffer – Starter – Three Phase	
M36C	Add Magnetic or Manual Starter to Grinder or Buffer – Magnetic Starter – Three Phase	
M36D	Overload Protection for Dust Control Unit	
Shaft Grounding		331
M39A	Shaft Grounding Systems	
M39B-1	AEGIS® Bearing Protection Ring	
M39C	Baldor-Reliance® Shaft Grounding Brush Assembly	
M39D	Add AEGIS® Colloidal Silver Shaft Coating to Shaft	
Check Total Indicated Runout (TIR)		333
M40A	Check Total Indicated Runout (TIR)	
ABB Ability™		333
M43A	Install ABB Ability™ Smart Sensor for Motors	

Motor Mod Express®

Ordering Information

Note: Motors made for sale in the U.S. must comply with the Small Motor Rule and the Integral Horsepower Rule (10 CFR 431) including those modified from stock. After any modification, the motor must comply with the minimum efficiency levels if the motor is sold for use in the United States.

Motors sold for use in Canada must comply with the applicable regulations such as Natural Resources Canada if used in that country. Motors sold through distribution into Mexico must be registered and comply with NOM ANCE standards. Motors modified and sold for use in Europe must comply with CE for efficiency and other markings. Other countries have their own specific requirements and certifications for those specific countries.

Order size limited to qty.(1-10) and will ship as a single lot upon completion of modification. To order, specify the catalog number of the stock product and the MOD number. Apply the motor discount to the motor list price. Apply the modification discount symbol MX to the modification list price. Customer will absorb all freight costs when motor is shipped to Fort Smith from field warehouses. For order qty.(1-5) lead times will be as indicated and are subject to availability of stock motors in the Fort Smith and Kings Mountain Warehouses. Orders with qty.(6-10) may require additional scheduling lead time, contact your ABB sales office.

Lead times indicated are subject to availability of stock motors in the Fort Smith and Kings Mountain Warehouses. Customer will absorb all freight costs when motor is shipped to Fort Smith from field warehouses.

Note: Some modifications do not apply to explosion-proof motors. Contact your local sales office for approval.

Modifications for the 449T frame 2300 Volt and above as well as the 5008-5810 frame motors have been specifically created for the General Purpose Motor (GPM) product family of Large AC TEFC motors. Factory modifications are not available for the 450 and 500 IEC frame sizes in the GPM product. Some of the modifications may be used on the Severe Duty or Ammonia Compressor ODP products , however please check with the factory prior to order entry to ensure availability of required modification.

MOD Express Cancellation Policy

Should it be necessary to cancel an order for a motor after it is modified, but before it ships – a cancellation charge of double the modification charge will be invoiced to the customer. Any MOD order cancelled before modification is completed is subject to 25% cancellation charge.

Once shipped, modified motors returned at purchaser's expense will be invoiced at double the MOD fee plus 10% restock fee.

Note: Mod Express for RPM AC, RPM III DC and V*S Master is available. Contact your local Sales Office for details.

Some modifications cannot be performed on UL, CSA, or UL/CSA Certified Grinders, Buffers, or Belt Sanders without voiding the Certification.
In such instances, the Certification Mark(s) would need to be removed.
Please contact your sales representative.

Note

NEW modifications are indicated with **RED** titles.

All lead times indicated are subject to availability of stock motors and parts in the Fort Smith and Kings Mountain warehouse. Please check stock availability before quoting lead time.

Some conversions may not be allowed if they result in a change of operating parameters that affect efficiency or change the EISA or NRCan classification of compliant motors.

Modification prices do not include the cost of the motor, speed reducer, etc.

Motor Mod Express®

Modification Number	Motor Mod Express® Description and List Price	Working Days Required

Balance

M1A Dynamic Balance of Rotor

TWO DAYS

Re-balance stock motor to special balance NEMA 42 through 5810 frame.

Squirrel Cage Type			
NEMA Frame	Standard Balance	Special Balance	List Price Per Motor
40 - 140	0.15”/s	0.08”/s	256
180 - 210	0.15”/s	0.08”/s	621
250 - 280	0.15”/s	0.08”/s	894
320 - 360	0.15”/s	0.08”/s	1734
400	0.15”/s	0.10”/s	2100
440	0.15”/s	0.10”/s	2192
5008 - 5810	0.15”/s	0.10”/s	2342

Note: Balance units are for velocity in inches per second.
Special balance is the standard level for IEEE-841 (2009).

Bearings

M2A Sealed

TWO DAYS

This modification provides the option of replacing standard bearings in AC motors with sealed bearings.

NEMA Frame	List Price Per Motor (2 Bearings)
48, 56	181
143 - 145	185
182 - 184	233
213 - 215	233
254 - 256	435
284 - 286	435
324 - 326	562
364 - 365	562

Note: Grease fittings will be replaced with slotted head pipe plugs.
Contact your sales representative.

Grease fittings will be replaced with slotted head pipe plugs unless otherwise specified.

Motor Mod Express®

Modification Number	Motor Mod Express® Description and List Price	Working Days Required

Bearings continued...

M2B — Ball to Roller 1800 RPM or Below

THREE DAYS

Roller bearings have the capability to handle higher radial loads than ball bearings, but must have high minimum radial loads to operate correctly.

Roller bearings must only be used in heavy belted loads, they are not suitable for coupled loads. Only the stock 449T frames 2300V and above, as well as the TEFC 5000 and 5800 frame GPM TEFC motors with "L" shafts have high strength steel shafts.

Also see the main catalog section for stocked Baldor-Reliance® motors with roller bearings already installed. These stock motors are identified with a "LR" suffix after the catalog number – Example: EM58606LR-2340.

Does Not Apply to Explosion-Proof Motors or designs that must be built as custom motors.

NEMA Frame	List Price Per Motor
449T*	1948
5008L - 5810L	1948

Note: *449T - Applicable to 449T, 2300 volt and above.
Users must ensure to not exceed load carrying capability of installed roller bearing.
Maxium load capability of a rating can be provided.
If unsure of your load data, a belt load datasheet can be provided to assist.

M2F — Add Isolated Bearings NEMA 56 Through 5810 (SKF Insocoat or equivalent)

TWO DAYS

If insulating both bearings, the addition of M39A is recommended.

NEMA Frame	List Price (x2 per set)
56 - 145T	539
182T - 184T	560
213T - 215T	762
254T - 256T	1168
284T - 286T	1466
324T - 326T	1634
364T - 365T	1693
404T - 405T	1772
444T - 445T	1852
447T - 449T	3174
5008 - 5810	1305 (1 Bearing)

Note: Totally Enclosed (TEFC) 449T frames at 2300/4000V and 5008-5810 motors come standard with an insulated opposite drive bearing.
For pricing on 2300/4000V 449T frame, please use 5008-5810 frame adder

Motor Mod Express®

Modification Number	Motor Mod Express® Description and List Price	Working Days Required

Brake Motors

M3D — Change Stearns Brake Voltage

CONTACT YOUR LOCAL SALES OFFICE

Brake coils will be changed to allow operation from different voltage supplies for both 50 and 60 hertz AC or from DC supplies.

External brake coil lead connections will be brought from the brake or from the motor conduit box when necessary in the application.

Specify brake lead location, voltage of brake coil, frequency of supply source. (Allow 2 weeks for brake coil delivery.)

List price: $282 per brake (plus any difference in coil cost).

Conduit Box

M4A — Tap or Provide Additional Lead Hole

TWO DAYS

Lead outlet hole in conduit box with dimensions as shown below will be tapped to accept threaded conduit as shown in "Optional threaded hole..." column below.

An additional clearance hole or threaded hole may be supplied if specified. Use same list adder for threaded hole.

NEMA Frame	Stock Motor Hole Diameter *	Stock Motor For Conduit Size	Optional Threaded Hole For Conduit Size	List Price Per Motor
48 - 145T	7/8"	1/2"	3/4"	126
182 - 215T	1-1/16"	3/4"	1"	126
254 - 256T	1-3/8"	1"	1-1/4"	206
284 - 326T	2"	1-1/2"	2"	206
364 - 365T	2-1/2"	2"	2-1/2"	276
404 - 405T	3"	2 1/2"	3"	300
444 - 447T	3"	2-1/2"	3"	300

Note: * Stock motor lead holes are not threaded except on Dirty Duty and Chemical Process motors.
Extra lead holes do not apply to Explosion-Proof motors.
If additional hole is needed, specify hole diameter and exact location.
Contact your sales representative for application assistance.

Motor Mod Express®

Modification Number	Motor Mod Express® Description and List Price	Working Days Required

Conduit Box continued...

M4B Rotate Conduit Box Lead Opening

TWO DAYS

Specify lead opening location facing conduit box

List Price Per Motor: $147

M4F Replace Die Cast Aluminum Conduit Box

TWO DAYS

Install cast iron conduit box with drilled and tapped entrance hole.

NEMA Frame	List Price Per Motor
42 - 56	162
143 - 215T	187
254 - 286T	230
324 - 365T	368

M4G Add Conduit Box for Thermostat or Heater Leads

CONTACT YOUR LOCAL SALES OFFICE

Not for Explosion-Proof motors

NEMA Frame	List Price Per Motor
56 - 145T	441
182 - 215T	515
254 - 365T	778
404 - 449T	984

Motor Mod Express®

Modification Number	Motor Mod Express® Description and List Price	Working Days Required

Cord

M5A Install Line Cord in Conduit Box or Terminal Panel

TWO DAYS

Heavy duty, industrial type SO oil resistant cord with ground will be installed in conduit box or terminal panel. Strain relief included.

Plug not included.

Does Not Apply to Explosion-Proof Motors.

Some modifications cannot be performed on UL, CSA, or UL/CSA Certified Grinders, Buffers, or Belt Sanders without voiding the Certification. In such instances, the Certification Mark(s) would need to be removed.

Please contact your sales representative.

Wire Gauge	Stock Motor Single Phase	Stock Motor Three Phase	Six Feet or Less List Price	Each Additional Foot to Ten Max List Price
18	10	7	133	10
16	13	10	133	11
14	18	15	154	14
12	25	20	162	15

Note: Specify voltage and rotation facing drive end of motor.

M5B Install 6 Foot, 3 Conductor, Type SO Cord With Plug

TWO DAYS

With ground plug for 115VAC, single phase only.

Does Not Apply to Explosion-Proof Motors.

Some modifications cannot be performed on UL, CSA, or UL/CSA Certified Grinders, Buffers, or Belt Sanders without voiding the Certification. In such instances, the Certification Mark(s) would need to be removed. Please contact your sales representative.

Hp	List Price Per Motor
1 Hp and smaller	142

Note: Advise rotation facing drive end of motor

Motor Mod Express®

Modification Number	Motor Mod Express® Description and List Price	Working Days Required

Drains

M7A Add Condensation Drain Holes

TWO DAYS

A maximum of two additional drilled holes will be made in both endplates of 215T frame and smaller TEFC motors.

A maximum of one additional plastic T-drain fitting will be installed in both endplates of 254T frame and larger TEFC motors.

Does Not Apply to Explosion-Proof Motors

NEMA Frame	List Price Per Motor
215 and Smaller	223
254 - 449	303

Note: Indicate position of drain holes in each endplate.

M7C Close Standard Condensation Drain Holes

TWO DAYS

Close existing drain holes with plugs.

Does Not Apply to Explosion-Proof Motors

NEMA Frame	List Price Per Motor
215 and Smaller	185
254 - 449	223

M7D Add Breather Drains to Cast Iron Explosion-Proof Motor

TWO DAYS

Drain Type	List Price Per Motor
UL Listed Explosion-Proof Drain - ANSI 316 S.S.	389
UL Listed Explosion-Proof Drain - Crouse-Hinds ECD	437

Motor Mod Express®

Modification Number	Motor Mod Express® Description and List Price	Working Days Required

Dripcovers

M8A Install Dripcover on TEFC or ODP

TWO DAYS

NEMA Frame	List Price Per Motor ODP or TEFC
48 - 145	147
182 - 184	158
213 - 215	176
254 - 256	202
284 - 286	244
324 - 326	270
364 - 365	488
404-405 (NEMA Frame)	488
444 - 449 (NEMA Frame)	692

Leads

M10B Reconnect Motor from Nine Leads to Three

TWO DAYS

Specify Voltage When Ordering

NEMA Frame	List Price Per Motor
42 - 145	162
182 - 184	251
213 - 215	333
254 - 256	375
284 - 286	494
324 - 326	624

Note: On explosion proof, leads are connected in conduit box.

M10D Longer Leads, Additional Leads added

TWO DAYS

Does Not Apply to Explosion-Proof Motors.

Some modifications cannot be performed on UL, CSA, or UL/CSA Certified Grinders, Buffers, or Belt Sanders without voiding the Certification.

In such instances, the Certification Mark(s) would need to be removed.

Please contact your sales representative.

NEMA Frame	Number of Leads	List Price 18 Inches	24 Inches	36 Inches
42-286	3 - 12 Leads	215	218	224
324-449	3 Leads	324	335	346
	6 Leads	358	380	403
	9 Leads	392	425	459
	12 Leads	425	470	515

Note: If lead requirements are longer than 8 feet contact your sales representative.

Motor Mod Express®

Modification Number	Motor Mod Express® Description and List Price	Working Days Required

Lubrication

M11A Install Low Temperature Lubricant in Bearings

TWO DAYS

(Single Shield or Open Bearing)

Standard grease is Exxon POLYREX® EM, with bearing operating temperature range of -15° to +250°F.

For low temperature operation, please specify either Aeroshell #7 or Mobil Temp SHC-32 low temperature grease which allows an operating temperature range for bearings of -55° to +200°F.

New bearings are installed when grease is changed.

Does Not Apply to Explosion-Proof Motors

NEMA Frame	List Price Per Motor
48	126
56 - 145T	135
182 - 184T	145
213 - 215T	150
254 - 256T	192
284 - 286T	213
324 - 326T	299
364 - 365T	319
404 - 405T	507
444 - 449T	700

Note: Low temperature operation below -25C (-13F)

M11B Add High Temperature Grease

TWO DAYS

Standard grease is Exxon POLYREX® EM, with bearing operating temperature range of -15° to +250°F. For High temperature operation, please specify Mobilith SHC 220 high temperature grease which allows an operating temperature range for bearings of -40° to +302°F.

New bearings are installed when grease is changed.

Does Not Apply to Explosion-Proof Motors

NEMA Frame	List Price Per Motor
48	126
56 - 145T	135
182 - 184T	145
213 - 215T	150
254 - 256T	192
284 - 286T	213
324 - 326T	299
364 - 365T	319
404 - 405T	507
444 - 449T	700

Note: Contact your sales representative to discuss application prior to ordering.

Motor Mod Express®

Modification Number	Motor Mod Express® Description and List Price	Working Days Required

Seals

M12A Install Oil Seals

CONTACT YOUR LOCAL SALES OFFICE

Nitrile is the standard oil seal material

Does Not Apply to Explosion-Proof Motors

NEMA Frame	List Price Each
48, 56	342
143T - 145T	342
182T - 184T	378
213T - 215T	417
254T - 256T	574
284T - 286T	673
324T - 326T	760
364T - 365T	956
404T - 405T	956
444T - 449T*	1008

*** For 449T frames 2300 Volt and above, consult M27B Mod.**

M12B Install Inpro/Seal® Drive End Only

FOUR DAYS

Inpro/Seal® VBX is the standard material used.

Note: Contact your sales representative for opposite drive end installation or order IEEE 841 motor from stock.

Does Not Apply to Explosion-Proof Motors

NEMA Frame	List Price Each
143T-215T	1070
254-256T	1340
284-286T	1428
324-326T	1516
364-365T	1739
404-405T	1825
444-449T	2224
5008 - 5810	1101

M12C Install V-Ring Seals to Motor

TWO DAYS

Add set of V-Ring seals to the motor. One seal in the DE, and another seal between the fan and ODE Endplate.

TENV and OPEN motors only get a seal on the DE.

List per motor: $266

Motor Mod Express®

Modification Number	Motor Mod Express® Description and List Price	Working Days Required

Mountings

M13A Add Rigid Base

TWO DAYS

Weld stamped steel base to steel band explosion proof motor unless motor meets VEM or VEL.

Not available if conversion results in motors that fall under EISA/NRCAN requirements.

NEMA Frame	List Price Per Motor
42 - 48	168
56	172
143 - 145T	172
182 - 184T	209
213 - 215T	251

Note: Not available for cast iron motors.

M13B Install NEMA C-Face Steel Band Motor Construction

TWO DAYS

284T & LARGER SUBJECT TO CASTING AVAILABILITY

Add to rigid base mounted motor.

Not for explosion proof motors.

NEMA Frame	List Price Per Motor
42, 48 & 56	221
143 - 145T (1)	221
182 - 184T (1)	242
213 - 215T (1)	293
254 - 256T (2)	557
284 - 286T (2)	756
324 - 326T (2)	988

Note: (1) These motors will have a non-NEMA BA dimension when C-Face is added.

(2) Applies to ODP only.

Open motors having type numbers beginning with "34" cannot be modified to C-Face. Contact your local sales office for details.

M13C-1 Install NEMA C-Face - Cast Iron Construction

TWO DAYS

Install Cast Iron Endplate where aluminum die cast parts are supplied as standard.

Does Not Apply to Explosion-Proof Motors, See M13G

NEMA Frame	List Price Per Motor
48 & 56	234
143 - 145T (1)	234
182 - 184T (1)	282
213 - 215T (1)	324
254 - 256T	717
284 - 286T	988
324 - 326T	1069
364 - 365T	1153
404 - 405T	1438
444 - 449T	1725

Note: (1) These motors will have a non-NEMA BA dimension when C-Face is added.

Specify C-face or Standard horizontal endplate.

Motor Mod Express®

Modification Number	Motor Mod Express® Description and List Price	Working Days Required

Mountings continued...

M13C-2 Install NEMA C-Face – IEEE 841 Motors

TWO DAYS

NEMA Frame	NEMA C-Face Price
284 - 365TC	1022
324 - 326TC	1590
364 - 326TC	1611
404 - 405TC	1793
447 - 449TC	1902

M13D Add D-Flange

CONTACT YOUR LOCAL SALES OFFICE

Some motors may be converted to D-Flange mounting and meet NEMA BA dimensions.

All other frame sizes needing D-Flange mounting please order as custom motor.

Does Not Apply to Explosion-Proof Motors

Steel Band

NEMA Frame	List Price Per Motor
140	221
180	598
320	986

Cast Iron

NEMA Frame	List Price Per Motor
180	321 * †
250	1069 * †
280	1192 *
320	1357 *

Note: * TEFC motors only

† Must start with motor that already has C-Face on it.

M13E Remove Rigid Base from Foot Mounted Steel Band Motors

TWO DAYS

NEMA Frame	List Price Per Motor	NEMA Frame	List Price Per Motor
42 - 48	224	213 - 215T	372
56	230	254 - 256T	529
143 - 145T	230	284 - 286T	600
182 - 184T	279	324 - 326T	736

Note: Bases cannot be removed from explosion proof motors.

Motor Mod Express®

Modification Number	Motor Mod Express® Description and List Price	Working Days Required

Mountings continued...

M13F-1 Convert Mounting Configuration for Steel Band Motor

TEN DAYS

Available on all Steel Band AC motors through 449T Frame.

For conversion to F2 designs, check available inventory before using Mod. Consists of repositioning endplate vents, condensation drains, and where applicable, the conduit to positions shown in the Mountings chart at the end of Mountings mods.

Converting a steel band motor requires a new steel band frame.

Does Not Apply to Stainless Steel Band Motors

Does Not Apply to Explosion-Proof Motors

NEMA Frame Enclosure	Specify Mounting configuration using Drawing at the end of ModEx Mountings section ODP	TEFC	List Price Per Motor
UP TO 184T	Yes	Yes	564
213 - 215T	Yes	Yes	564
254 - 326T	Yes	254-6	733
364 - 449T	Yes	Yes	959

M13F-2 Convert Mounting Configuration for Cast Iron Motor

THREE DAYS

Available on all Cast Iron AC motors through 449T Frame. For conversion to F2 designs, check available inventory before using Mod.

Consists of repositioning endplate vents, condensation drains, and where applicable, the conduit to positions shown in the Mountings chart at the end of Mountings mods.

Does Not Apply to Explosion-Proof Motors

NEMA Frame Enclosure	Specify Mounting configuration using Drawing at the end of ModEx Mountings section ODP	TEFC	List Price Per Motor
UP TO 184T	Yes	Yes	213
213 - 215T	Yes	Yes	213
254 - 326T	Yes	Yes	213
365 - 449T	Yes	Yes	213
5008-5810	No	Yes	414

Note: For 5008-5810 Open motors (WPI, WPII), please contact factory to determine if F2 is achievable.

Motor Mod Express®

Modification Number	Motor Mod Express® Description and List Price	Working Days Required

Mountings continued...

M13G — Add C-Face to Explosion-Proof Motors

THREE DAYS

Only available on NEMA frames shown below.

NEMA Frame	List Price Per Motor
56	268
143 - 145T (Steel Band only)	268
284 - 286T	1932
324 - 326T	2643
364 - 365T	2957
404 - 405T	3489

Note: Any other frame size must be built as a custom motor.

M13I — Mount Grinder or Buffer onto Pedestal

TWO DAYS

Price does not include the grinder or buffer, pedestal or any accessories.

Wheel Size	List Price Per Grinder or Buffer
All	213

Motor Mod Express®

Modification Number	Motor Mod Express® Description and List Price	Working Days Required

Floor Mountings

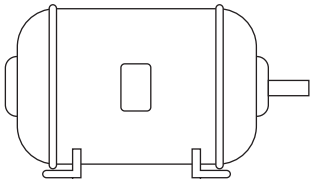
Assembly F-1

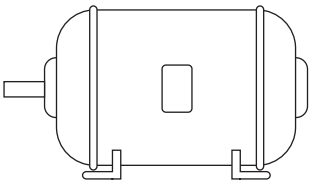
Assembly F-2

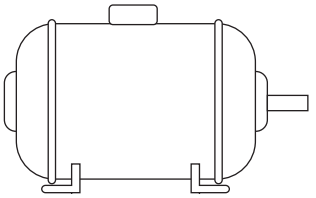
Assembly F-3

Wall Mountings

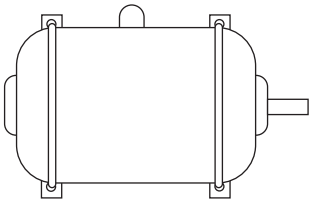
Assembly W-1

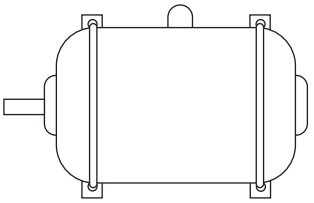
Assembly W-2

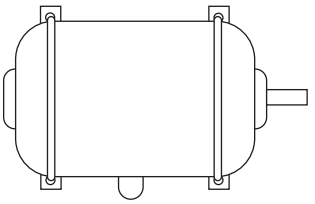
Assembly W-3

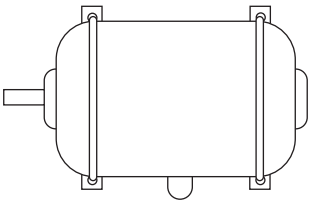
Assembly W-4

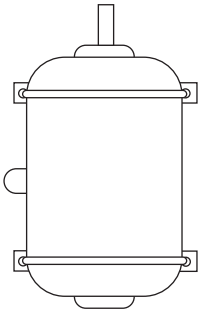
Assembly W-5

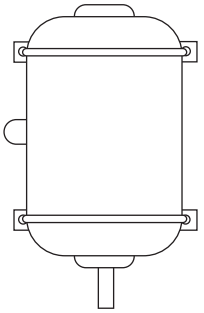
Assembly W-6

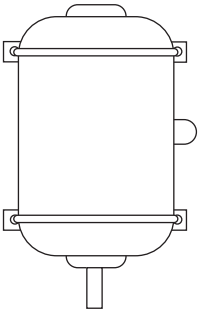
Assembly W-7

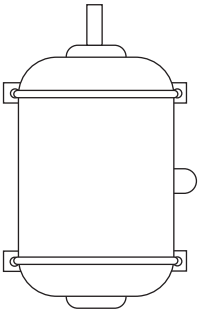
Assembly W-8

Ceiling Mountings

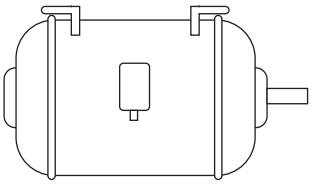
Assembly C-1

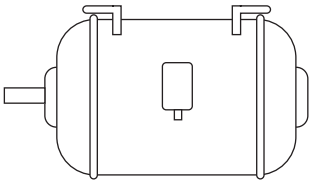
Assembly C-2

Note: For all NEMA mounting configurations, refer to NEMA MG 1-2016.

Motor Mod Express®

Modification Number	Motor Mod Express® Description and List Price	Working Days Required

Export Packaging

M14A Open Crate Packaging

EIGHT DAYS

Replace standard motor packaging with Open Crate.

For NEMA 360 thru 449 frames the open crate has Euro base as standard. Requests for Euro pallet on NEMA 320 frame and smaller must be made in shipping instructions.

NEMA Frame	Open Crate List Price
56-215	420
254-326	547
364-445	772
447-449	873
5008-5012	1634
5810	1743

M14B Totally Enclosed Crate Packaging

EIGHT DAYS

Replace standard motor packaging with Enclosed Crate.

For NEMA 360 thru 449 frames the enclosed crate has Euro base as standard.

Requests for Euro pallet on NEMA 320 frame and smaller must be made in shipping instructions.

NEMA Frame	Open Crate List Price
56-215	526
254-326	740
364-445	921
447-449	1070
5008-5012	7323
5810	7979

M14C Motor and Nameplate Photograph

FIVE DAYS

Take photo of motor and nameplate for FAA Security Endorsement Documents.

Photos will be attached to sales order.

List price per motor: $85

Motor Mod Express®

Modification Number	Motor Mod Express® Description and List Price	Working Days Required

Nameplate

M15A — Provide Original Nameplate for Remote Mounting

TWO DAYS

Extra nameplate is packed with motor, not mounted.
All CSA and UL_R markings are removed on duplicate nameplates.
Shipped loose.

List per motor: $123 **5000 Frame and Above: $369 List**

M15B — Replace Nameplate

TWO DAYS

Replace motor nameplate which may include customer part numbers, voltage, hertz, etc.

List per motor: $147 **5000 Frame and Above: $400 List**

M15C — Laser Engrave Nameplate into Stainless Steel Motor

TWO DAYS

Motor nameplate is laser etched on stainless steel band surface up to 210 frame motor

List per motor: $147

M15E — Mail Nameplates to Customer

TWO DAYS

(All CSA and UL_R markings are removed on nameplates ordered as a mail out order)

No Explosion-Proof Nameplates (No Exceptions!)

Order minimum charge of $31 net. Add $3.00 net for each additional nameplate.

5000 Frame and above: $369

Note: No charge orders only accepted if with RA or warranty claim.
Nameplates for Explosion-proof motors will not be mailed out, no exceptions.

M15F — Mark Nameplate with CE

TWO DAYS

The motor has to meet IE2 efficiency standards and be ATEX / IECEx approved in order to be CE marked. Does not apply to Div. 1 or Div. 2 classified motors.

List per motor: $147

Blowers

M16A — Add Constant Velocity Blower Unit

TWO DAYS

Contact your sales representative for details

M16B — Convert from a 3 Phase to a Single Phase Blower

TWO DAYS

NEMA Frame	List Price Per Motor
All	228

Motor Mod Express®

Modification Number	Motor Mod Express® Description and List Price	Working Days Required

Paint

M17A Paint Motor Baldor-Reliance® Stock Paint Color

TWO DAYS

Baldor-Reliance® Stock colors are: Metallic Gray, Reliance Blue/Green, Gold Super-E, Black, White, Silver, Lite Tan. Stock colors for 5008 and up are:

White, Black, Yellow, Gray and Signal Red. Please specify color on order.

All orders that call for Epoxy paint require an additional day to allow for complete drying of paint.

NEMA Frame	Open Crate List Price
42 - 215T	147
254 - 449T	579
5008 - 5812	1359

M17B Paint Motor or Parts Customer Specified Color

TWO DAYS

Painted parts include, but are not limited to, fan covers, conduit boxes, drip covers, etc.

Please provide color chip or RAL number on order.

All orders that call for Epoxy paint require an additional day to allow for complete drying of paint.

List price: Contact your local sales office for quote.

Lifting Lugs

M18A Add Lifting Lugs Up to a 326T Frame Size

TWO DAYS

NEMA Frame	List Price Per Motor
48 - 145T	219
182 - 215T	272
254 - 286T	353
324 - 326T	431

Motor Mod Express®

Modification Number	Motor Mod Express® Description and List Price	Working Days Required

Hardware

M20A Exchange Plated Hardware with Stainless Steel

TWO DAYS

Replaces all mounting hardware for fan cover, conduit box, bearing retainers, thru-bolts, and frame bolts with 304 stainless steel hardware.

NEMA Frame	List Price Per Motor
56-184	337
213-215	373
254-256	431
284-286	488
324-326	561
364-405	647
444-445	792
447-449	876
5008-5810	3410

Note: 5008 frame and up, pricing includes grease and relief tubes.

Space Heaters

M21A Add Space Heaters to TEFC or Open Motors

TWO DAYS

Standard space heater voltage is 110VAC. Heaters for 230 or 460 volts are available. Specify circuit voltage.

Does Not Apply to Explosion-Proof Motors

NEMA Frame	List Price Per Motor
145T and Smaller	319
182 - 215T	402
254 - 365T	598
404 - 449T	680

Note: Strip type space heaters are standard.

Motor Mod Express®

Modification Number	Motor Mod Express® Description and List Price	Working Days Required

Thermal Protectors

M23A Thermostats

TWO DAYS

One or More Thermostats Laced to Winding

For over temperature protection.

These are pilot circuit devices only with leads into conduit box tagged "JJ".

Specify normally open or closed contacts.

All ECP motors require hermetically sealed thermostats to maintain Division 2 marking.

Does Not Apply to Explosion-Proof Motors

NEMA Frame	Number of Devices	Standard List Price Per Motor	Hermetically Sealed for Division 2
Single Phase	1	185	N/A
Three Phase 42 - 215T	3 (3)	209	304
Three Phase 254 - 449T	3 (3)	557	653
Direct Current 48 - 215T	1	209	N/A

Note: (3) In Series with two leads into conduit box. Normally open are in parallel.

Winding Thermocouples

(3 per motor, 6 foot standard length)

M24A Iron Constantan (3 per motor)

TWO DAYS

Specify location.

Does Not Apply to Explosion-Proof Motors

NEMA Frame	List Price Per Thermocouple
42 - 215T	202
254 - 449T	417

Note: Thermocouples are installed on end turns.

Motor Mod Express®

Modification Number	Motor Mod Express® Description and List Price	Working Days Required

Winding Thermistors

M25A Thermistors

TWO DAYS

Thermistors are normally applied in sets of three (3) per motor, One (1) per phase.

Does Not Apply to Explosion-Proof Motors

List Price per motor: $669

Tropicalization

M26A Protection of Windings and Mechanical Parts

TWO DAYS

Protection from tropical environments.

NEMA Frame	List Price Per Motor AC
Through 215T	244
254 - 365T	350
404 - 449T	598
5008 - 5810	1609

Note: For 5008-5810 this includes epoxy coating of rotor and stator and additional fungus protection

Weatherproofing

M27A Treatment of Windings and Mechanical Parts

TWO DAYS

Protection from the elements or high moisture areas.

Does Not Apply to Explosion-Proof Motors

NEMA Frame	List Price Per Motor AC
42 - 215T	238
254 - 365T	1112
404 - 449T	1306

Note: "Dirty Duty", "CP" and "ECP" motors are weatherproofed as standard.

Motor Mod Express®

Modification Number	Motor Mod Express® Description and List Price	Working Days Required

Shaft Modifications

Includes modifications to existing shafts only. Not applicable if new shaft is required. Price each modification per table. One or both bearings will be replaced after shaft modification is complete. — FIVE DAYS

NEMA Frame	List Price Per Modification	NEMA Frame	List Price Per Modification
42 - 145T	219	254T - 256T	291
182 - 184T	230	284 - 286T	291
ASM62 (5)	270	324-326T	337
213 - 215T	319	364-365T	359
ASM75 (5)	319	404-405T	401

Note: (5) Arbor Saw Motors.

M29A Drill and Tap One Hole in End of Shaft or Mill Flat on Shaft Extension.

THREE DAYS

Provide details on order.
Price this modification per table above.

M29B Convert from TEFC to TEAO

THREE DAYS

Cut off shaft extension for external fan.
Price this modification per table above.

Does Not Apply to Explosion-Proof Motors

M29C Threading

FIVE DAYS

Specify right hand or left hand thread, also type and length of thread.

Price this modification per table above.

Motor Mod Express®

Modification Number	Motor Mod Express® Description and List Price	Working Days Required

Shaft Modifications continued...

M29D — Convert "T" Frame to "U" Frame Shaft Dimension or Smaller (TS)

FIVE DAYS

Shorten shaft and reduce overall diameter. Provide details on order. For "U" frame conversion on 280, 320, 360, and 440 frames, please enter custom order. Not available through Mod Express.

NEMA Shaft	Conversion of T Frame to TS or U Frame List Price Per Motor
143 thru 145T	219
182 thru 215T	402
254 thru 286T	916
324 thru 365T	1364
404 thru 449T	2248

M29F — Shorten Shafts Without Reducing the Overall Diameter

THREE DAYS

Shortening the shaft may cause the motor to fall out of NEMA standards. If motor falls out of NEMA standards, the nameplate will be designated with a "TZ" to signify short shaft.

NEMA Shaft	List Price Per Motor
48 - 145T	232
182 - 215T	247
254 - 256T	253
324 - 326T	267
364 - 365	281
404 - 405	281
447 - 449	294

Motor Mod Express®

Modification Number	Motor Mod Express® Description and List Price	Working Days Required

Tach and Encoder Mounting Kits

M31D — Add Encoder Kit to Inverter Duty V*S Master or RPMAC Motor

TWO DAYS

Order encoders separately.
Encoders can be found in the Variable Speed AC motors section.

NEMA Frame	RPMAC Frame	List Price Per Motor
56 - 215T	FL/RL180-210	191
254T - 404T	FL/RL 250-400	397
444T - 449T	FL/RL440	619
5008 - 5810	N/A	2614

Note: For 5008-5810 frames motors come with HS35R Dynapar encoders.

M31E — Additional Mounted Encoder Options for IDRPM Motors

TWO DAYS

List price includes encoder and mounting to motor.

Type	Frame Size	Mfg.	PPR	Mag or Optical	Conn Type	Input Voltage VDC	List Price
HS35	All	BEI	1024	O	MS-TL	5-28	1834
HS35	All	BEI	2048	O	MS-TL	5-28	1834
LP35	All	BEI	1024	M	Term. Block	5-15	1834
LP35	All	BEI	1024	M	MS-TL	5-15	1834
LP35	All	BEI	1024	M	MS-ST	5-15	1834
HS20	All	Dynapar	1024	O	MS-TL	5-26	1834
ST85	All	Northstar	1024	O	EPIC Latch	5-15	3226
HS35M	All	Avtron	1024	M	MS-ST	5-24	1995
HS35M	All	Avtron	1024	M	EPIC Latch	5-24	1995

Motor Mod Express®

Modification Number	Motor Mod Express® Description and List Price	Working Days Required

Testing

Contact your local sales office for original factory test reports.

M32A CSA C390 Method 1 Equivalent to IEEE 112 Method B Performance Testing

SEVEN * DAYS

Three phase stock motors will be tested under lab conditions according to CSA C390 (equivalent to IEEE 112b).

Complete test data will be supplied.

Bearings are replaced after testing.

NEMA Frame	List Price Per Motor
42 - 215	2400
254 - 320	3901
360 - 449	4694
5008 - 5810	5250

Note: For 449T frames 2300V and above use 5000 frame price – motors will be tested at factory.

M33A Short Motor Test

SEVEN * DAYS

Three phase or single phase motors will have any or all of the following motor characteristics measured. Test data will be supplied. All data will be taken on cold motor.

- No Load Current
- Full Load Current
- Breakdown Torque
- Locked Rotor (Starting) Current
- Locked Rotor Torque
- Hi-Potential Test

NEMA Frame	List Price Per Motor
42 - 215T	400
254 - 449T	731

Note: Not available for 449T Frame 2300 Volt and up.

M33B Routine Motor Test

SEVEN * DAYS

This is a test reported per IEEE Std. 112 – 2004 Annex B.

All data will be taken on a cold motor.

Test includes:

- No Load Current
- Locked Rotor Current
- High-Potential
- Winding Resistance

NEMA Frame	List Price Per Motor
42 - 215T	270
254 - 449T*	496

Note: * Lead time is dependent on Test Lab availability. Contact your local sales office.

Motor Mod Express®

Modification Number	Motor Mod Express® Description and List Price	Working Days Required

Testing continued...

M33C Complete Performance Test

SEVEN * DAYS

A Complete test uses a dynamometer to verify nameplate description and electrical design characteristics. The motor is allowed to achieve its full load temperature rise before making performance measurements. Testing conducted per IEEE Std 112-2004 Annex C. Test report includes:

- No Load Current
- Full Load Current
- Locked Rotor Current
- High-Potential
- Winding Resistance
- Full Load Heat Run
- Temperature Rise
- Full Load Slip
- Measure breakdown and starting torques
- Measure efficiency at 100%, 75%, 50% of full load
- Measure power factor at 100%, 75% 50% of full load

NEMA Frame	List Price Per Motor
42 - 215T	2400
254 - 320T	3597
360T - 449T*	8787

Note: For 449T frame 2300 Volt and up please see M32A.

M33D Calibration Test

* CONTACT YOUR LOCAL SALES OFFICE

This test consists of 0 to 125% rated load test measurement of speed, torque, current, power factor and efficiency at rated voltage.

The data is provided as a curve plotted on Baldor-Reliance® standard format.

Tests may also be performed as a witnessed test.

NEMA Frame	Calibration Test
42 - 215T	2160
254T - 320T	2878
360T - 449T*	7913

Note: Not available for 449T frame 2300 Volt and above.

M33E Sound Measurement Test

SEVEN * DAYS

Two tests are available to measure the sound produced by the motor at idle and operated from a line power supply.

The basic test is an overall sound measurement (one band). The Noise test that verifies sound levels per procedures defined in IEEE-85 under a No Load Condition showing an octave band analysis is also available.

Double these prices for witnessed tests.

Note: Sound tests must be performed in Fort Smith or the Motor R&D Lab in Greenville. Allow for extra shipping time and freight charges from plant.

NEMA Frame	Calibration Test
42 - 215T	985
254 - 445T	1472
447 - 449T	3595

Note: * Lead time is dependent on Test Lab availability. Contact your local sales office.

Motor Mod Express®

Modification Number	Motor Mod Express® Description and List Price	Working Days Required

Terminal Blocks

M35A Install IEC Terminal Blocks in Conduit Box and Connect Leads

TWO DAYS

IEC Frame, stocked with terminal blocks.
Advise how motors leads are to be connected.
Does Not Apply to Explosion-Proof Motors

NEMA Frame	List Price
34 FRAME - 56-143T	228
35 FRAME - 56-145T	245
182-184	272
213-215	298
254-256	342
284-286	353
324-326	1031
364-365	1031
404-405	1031
444-449	1031

Motor Mod Express®

Modification Number	Motor Mod Express® Description and List Price	Working Days Required

Starters

Add Magnetic or Manual Starter to Grinder or Buffer

Mounted and wired on Baldor-Reliance® industrial grinders and buffers.
Starters are in NEMA 1 enclosure and have the push button in cover.
Available only as factory installed options.

Lead time is dependent on delivery of the starter.

Price of the starter is included.

M36A ### Starter – Single Phase — TWO DAYS

Full voltage control.

Some modifications cannot be performed on UL, CSA, or UL/CSA Certified Grinders, Buffers, or Belt Sanders without voiding the Certification.

In such instances, the Certification Mark(s) would need to be removed.

Please contact your sales representative.

Grinder Wheel Size	Buffer Hp	Manual 115/230 Volts List Price	115 Volts List Price	Magnetic 230 Volts List Price
6"	1/3	503	825	922
7"	N/A	503	825	922
8"	3/4	503	946	922
10"	1	503	946	922
N/A	1-1/2	503	946	810
12"	2	Standard Equipment	803*	810*

Note: Specify voltage when ordering.

*Price includes allowance for omission of standard starter.

M36B ### Starter – Three Phase — TWO DAYS

Full voltage control. **Price of the starter is included.**

Some modifications cannot be performed on UL, CSA, or UL/CSA Certified Grinders, Buffers, or Belt Sanders without voiding the Certification.

In such instances, the Certification Mark(s) would need to be removed.

Please contact your sales representative.

Grinder Wheel Size	Buffer Hp	Manual 208-230/460 Volts List Price	208-230 Volts List Price	Magnetic 460 Volts List Price
7"	N/A	581	922	850
8"	N/A	581	922	850
10"	3/4	581	922	850
12"	1	Standard Equipment	650*	597*
12"	2	Standard Equipment	650*	597*

Note: Specify voltage when ordering.

*Price includes allowance for omission of standard starter.

Motor Mod Express®

Modification Number	Motor Mod Express® Description and List Price	Working Days Required

Starters continued...

M36C Magnetic Starter – Three Phase

TWO DAYS

With Low Voltage Control.

Price of the starter is included.

Grinder Wheel Size	Buffer Hp	Magnetic With 110 Volt Control Circuit Transformer 208-230 Volts List Price	460 Volts List Price
7"	N/A	2071	2291
8"	N/A	2071	2291
10"	3/4	2071	2291
12"	1	2032*	2074*
12"	2	2032*	2074*
14"	5	2032*	2074*
14"	7-1/2	2032*	2074*

Note: Specify voltage when ordering.

*Price includes allowance for omission of standard starter.

M36D Overload Protection for Dust Control Unit

TWO DAYS

Price of the starter is included.

NEMA Frame	List Price
All	619

Note: Must be used with magnetic control. Contact your sales representative for details.

Motor Mod Express®

Modification Number	Motor Mod Express® Description and List Price	Working Days Required

Shaft Grounding

A shaft ground may be specified by many HVAC, pump and conveyor manufacturers to mitigate the effects of Adjustable Speed Drive circulating currents and prolong bearing life. Shaft grounding is available as an option on Baldor-Reliance custom motors or can be installed on a stock motor in Motor Mod Express®. On applications where washdown or debris may be present, mounting the ground internally on the motor (as custom) may be required.

NOTE: A shaft ground is a sparking device not suited for explosion-proof Division 1 or 2 applications, even when mounted internally.

ABB offers three main types of shaft grounding devices:

- **M39A - Shaft Grounding Systems**
- **M39B - Shaft Grounding Rings**
- **M39C - Shaft Grounding Brush**

M39A Shaft Grounding Systems

THREE DAYS

The SGS™ (Shaft Grounding Systems) design is a robust, enclosed unit designed for harsh environments.

Mounts to the opposite drive end of the motor on TEFC, TENV, TEBC and ODP motors.

Does Not Apply to Explosion-Proof or Division 2 Motors

NEMA Frame	List Price
56 - 449T	1231

M39B-1 AEGIS® Bearing Protection Ring

TWO DAYS

NEMA Frame	Shaft Diameter	External List Price	Internal List Price
56	0.625	221	663
140T, 180	0.875	232	696
180T, 210	1.125	244	732
210T, 250U	1.375	258	774
250T, 280U	1.625	322	966
280T, 320U, 320TS, 360TS	1.875	343 (1)	1,029
320T, 360U, 400TS	2.125	379 (1)	1,137
360T, 400U, 440TS	2.375	456 (1)	1,368
400T, 440U	2.875	643 (1)	1,929
440T	3.375	766 (1)	2,298

(1) Motors over 100 Hp / 75 kW require an additional modification to add an insulated bearing on the opposite drive end. Reference Mod M2F to add for one insulated bearing on the ODE of the motor.

Note: For this modification, the AEGIS Bearing Protection Ring mounts to the drive end of the motor.

Motor Mod Express®

Modification Number	Motor Mod Express® Description and List Price	Working Days Required

Shaft Grounding continued...

M39C — Baldor-Reliance® Shaft Grounding Brush Assembly

TWO DAYS

Add external or internal shaft grounding brush to motor endplate.

Brush contacts motor shaft diameter.

Does Not Apply to Explosion-Proof Motors

NEMA Frame	External List Price	Internal List Price
48, 56	221	663
140	232	696
180	244	732
210	258	774
250	272	816
280	291 (1)	873 (1)
320	318 (1)	954 (1)
360	350 (1)	1050 (1)
400	386 (1)	1158 (1)
440	431 (1)	1293 (1)
5008 - 5810	1306 (1)	

(1) Motors over 100 Hp / 75 kW require an additional modification to add an insulated bearing on the opposite drive end. Reference Mod M2F to add for one insulated bearing on the ODE of the motor.

M39D — Add AEGIS® Colloidal Silver Shaft Coating to Shaft

TWO DAYS

Add a coating of AEGIS colloidal silver to shaft of motor to enhance the conductivity of the surface.

List price: $350

Motor Mod Express®

Modification Number	Motor Mod Express® Description and List Price	Working Days Required

Check Total Indicated Runout (TIR)

M40A	**Check Total Indicated Runout (TIR)** Check C-face and shaft run out. If applicable check foot flatness. **List price: $123**	TWO DAYS

ABB Ability™

M43A	**Install ABB Ability™ Smart Sensor for Motors** Pricing includes the installation of a Smart Sensor to NEMA 140 - 440 Cast Iron frames. All sensors mounted through the mod shop come with a 2 year web subscription. Specify between F1, F2 or F3 mounting orientation. **List per motor: $774** **Note:** Choosing F3 position may require lifting provisions to be omitted.	CONTACT YOUR LOCAL SALES OFFICE

ABB Mod Express®

Modification Number	Motor Mod Express®	Page No.
VC002	Replace/Add Customer Motor Nameplate	336
VC005	Add Drip Cover	336
VC008	Add IEC B14 C-Face	336
VC009	Add IEC B5 D-Flange	337
VC066	Convert Motor for other than Horizontal Mounting	337
VC096	Fulfilling Marine Duty LR, without Certificate	337
VC122	Bimetal Detectors 150° C	338
VC135	Additional Stainless Motor Nameplate	338
VC148	Routine Test Report	338
VC161	Additional Loose Motor Nameplate	339
VC163	Add Adjustable Speed Motor Nameplate	339
VC186	Fulfilling Marine Duty DNV, without Certificate	339
VC450	Add 100-120V Space Heater	340
VC451	Add 200-240V Space Heater	340
VC502	Pt100 3-wire in stator winding, 1 per phase	341
VC675	Fulfilling Marine Duty ABS, without certificate	341
VCM13E	Remove Mounting Feet	341

ABB Mod Express®
Ordering information

Note: Motors made for sale in the U.S. by ABB must comply with the Integral Motor Horsepower Rule including those modified from stock. After any modification, the motor must comply with the Integral Motor Horsepower Rule or the applicable regulations such as Natural Resources Canada if used in that country.

Note that 50 Hz efficiency levels may not be the same level when operated at 60 Hz. Changing the voltage may also change the IE class.

To order, specify the catalog number of the stock product and the MOD variant code number. Use the motor discount for the motor. All modifications should be priced using the modification list price, applying the appropriate multiplier symbol for the motor. **Lead times indicated are subject to availability of stock motors in the Fort Smith warehouse.** Customer will absorb all freight costs when motor is shipped to Fort Smith for modification from field warehouses.

Note:
Some modifications do not apply to explosion-proof or hazardous duty motors.
Modifications for process performance aluminum and cast iron, M3AA/M3BP.
Contact your local sales office for approval

MOD Express Cancellation Policy

Should it be necessary to cancel an order for a motor after it is modified, but before it ships – a cancellation charge of double the modification charge will be invoiced to the customer. Any MOD order cancelled before modification is completed is subject to 25% cancellation charge.

Once shipped, modified motors returned at purchaser's expense will be invoiced at double the MOD fee plus 10% restock fee.

Note

All lead times indicated are subject to availability of stock motors and parts in the Fort Smith warehouse. Please check stock availability before quoting lead time.

Some conversions may not be allowed if they result in a change of operating parameters that affect efficiency or change the EISA or NRCan classification of compliant motors.

Modification prices do not include the cost of the motor, speed reducer, etc.

NEW modifications are indicated with **RED** titles.

ABB Mod Express®

Modification Number	Motor Mod Express® Description and List Price	Working Days Required

VC002 Replace/Add Customer Motor Nameplate

TWO DAYS

Restamp voltage, frequency and output, continuous duty.
Rating data according to quotation and engineering approval.
Rerate must be compliant with pertinent MEPS requirements.
You will be required to provide end destination country.
MotSize data sheet is required.

List per motor: $160

VC005 Add drip cover

TWO DAYS

Add metal drip cover to motor for vertical mounting.

Requires VC066.

Not for ATEX or hazardous duty motors.

IEC Frame Size	Aluminum List Price	Cast Iron List Price
63	N/A	N/A
71 - 80	178	145
90 – 100	129	145
112 – 132	129	145
160	236	264
180	271	303
200	287	321
225	386	432
250	480	538
280	N/A	612

VC008 Add IEC B14 C-Face

TWO DAYS

Add IEC B14 C-face to B3 base mounted motor
(Convert to B34).
Not for ATEX or hazardous duty motors.

IEC Frame Size	Aluminum List Price	Cast Iron List Price
63	215	N/A
71 – 80	203	130
90 – 100	157	188
112 – 132	176	188
160	541	N/A
180	N/A	N/A
200	N/A	N/A
225	N/A	N/A
250	N/A	N/A
280	N/A	N/A

ABB Mod Express®

Modification Number	Motor Mod Express® Description and List Price	Working Days Required

VC009 Add IEC B5 D-Flange

TWO DAYS

Add IEC B5 D-flange to B3 base mounted motor
(Convert to B35).
Not for ATEX or hazardous duty motors.

IEC Frame Size	Aluminum List Price	Cast Iron List Price
63	215	N/A
71 – 80	165	130
90 – 100	157	130
112 – 132	176	188
160	338	492
180	472	527
200	640	716
225	710	795
250	777	870
280	N/A	896

VC066 Convert motor for other than horizontal mounting

TWO DAYS

Adjust placement of weep holes if motor is used as
other than horizontally mounted in normal plane
Not for ATEX or hazardous duty motors.

IEC Frame Size	Aluminum List Price	Cast Iron List Price
63 - 250	66	66

VC096 Fulfilling Marine Duty LR, without certificate (non-essential service only)

TWO DAYS

IEC Frame Size	Aluminum List Price	Cast Iron List Price
63	83	N/A
71 – 80	83	87 *
90 - 100	83	87 *
112 – 132	83	87 *
160 - 180	168	171
200 - 250	236	246
280	N/A	580

* Pricing for IE2 motor only; Variant is not available for IE3 motors.

ABB Mod Express®

Modification Number	Motor Mod Express® Description and List Price	Working Days Required

VC122 Bimetal Detectors 150° C

FIVE DAYS

Install normally-closed winding thermostats (3 in series)

IEC Frame Size	Aluminum List Price	Cast Iron List Price
63	N/A	N/A
71 - 80	202	N/A
90 - 100	230	N/A
112 - 132	241	N/A
160 – 180	N/A	N/A
200 - 250	N/A	N/A
280	N/A	N/A

VC135 Additional Stainless Motor Nameplate

TWO DAYS

Add customer part number, PO, job number, etc.
Not to be used for electrical ratings.

List per motor: $160

VC148 Routine Test Report

SEVEN DAYS

Supply copies of test report for specific motor on order.
Three phase motors will have the following motor characteristics measured.
Test data will be supplied.
All data will be taken on cold motor.

1. Visual inspection.
2. Terminal markings and direction of rotation.
3. Resistance measurement at ambient temperature.
4. No load test (speed and current).
5. Locked rotor test (torque and current).
6. Withstand voltage test (hipot).
7. Insulation resistance measurement (meg ohm).

IEC Frame Size	Aluminum List Price	Cast Iron List Price
63	221	N/A
71 - 80	221	290
90 – 100	236	290
112 – 132	287	320
160 – 180	314	417
200 - 250	404	453
280	N/A	462

ABB Mod Express®

Modification Number	Motor Mod Express® Description and List Price	Working Days Required

VC161 Additional Loose Motor Nameplate

TWO DAYS

Add customer part number, PO, job number, etc.
Not to be used for electrical ratings.

List per motor: $160

VC163 Add Adjustable Speed Motor Nameplate

TWO DAYS

Add adjustable speed nameplate.
Rating data according to quotation and engineering approval.
Rating must be compliant with with pertinent MEPS requirements.
You will be required to provide end destination country.
DriveSize data sheet is required.

List per motor: $160

VC186 Fulfilling Marine Duty DNV, without certificate (non-essential service only)

TWO DAYS

IEC Frame Size	Aluminum List Price	Cast Iron List Price
63	83	N/A
71 – 80	83	87 *
90 - 100	83	87 *
112 – 132	83	87 *
160 - 180	153	171
200 - 250	220	246

* Pricing for IE2 motor only; Variant is not available for IE3 motors.

ABB Mod Express®

Modification Number	Motor Mod Express® Description and List Price	Working Days Required

VC450 Add 100-120V Space Heater

FIVE DAYS

Standard space heater is 120V.
Not for ATEX or hazardous duty motors.

IEC Frame Size	Aluminum List Price	Cast Iron List Price
63	393	N/A
71 – 80	393	320
90 – 100	393	320
112 – 132	393	363
160	523	585
180	576	646
200	643	721
225	736	824
250	886	991
280	N/A	N/A

Crusher Duty Motors Only

NEMA Frame Size	ABB Crusher Duty List Price
586-588	912

VC451 Add 200-240V Space Heater

FIVE DAYS

Standard space heater is 240V.
Not for ATEX or hazardous duty motors.

IEC Frame Size	Aluminum List Price	Cast Iron List Price
63	393	N/A
71 – 80	393	320
90 – 100	393	320
112 – 132	393	363
160	523	585
180	576	646
200	643	721
225	736	824
250	886	991
280	N/A	N/A

Crusher Duty Motors Only

NEMA Frame Size	ABB Crusher Duty List Price
586-588	912

ABB Mod Express®

Modification Number	Motor Mod Express® Description and List Price	Working Days Required

VC502 Pt100 3-wire in stator winding, 1 per phase

FIVE DAYS

Crusher Duty Motors Only

Not for ATEX or hazardous duty motors.

NEMA Frame Size	ABB Crusher Duty List Price
586-588	1487

VC675 Fulfilling Marine Duty ABS, without certificate (non-essential service only)

TWO DAYS

IEC Frame Size	Aluminum List Price	Cast Iron List Price
80-132	83*	87*
160-180	168	143
200-225	236	246
280	N/A	580

* Pricing for IE2 motor only; Variant is not available for IE3 motors.

VCM13E Remove mounting feet from aluminum motors only (To be used with VC008 or VC009.)

TWO DAYS

IEC Frame Size	Aluminum List Price	Cast Iron List Price
63-132	N/A	N/A
160-180	163	N/A
200-250	217	N/A

Index

Catalog Number	Page Number	List Price	Disc. Sym.	Ship Wgt(1)	Type Code
340	298	519	GBX	31	3424S
342	298	519	GBX	31	3424S
500	292	1,660	GBX	109	3524C
510	292	1,660	GBX	109	3524M
522	292	1,867	GBX	108	3524C
532	292	1,867	GBX	109	3524M
712	289	637	GBX	45	3420C
762	289	637	GBX	43	3420C
1250	293	2,679	GBX	164	3634L
1251	293	2,603	GBX	160	3634L
1252	293	2,460	GBX	156	3628M
1253	293	2,390	GBX	156	3628M
1453	293	3,232	GBX	223	3735M
1454	293	3,415	GBX	229	3744M
1457	293	3,592	GBX	228	3744M
1458	293	3,058	GBX	218	3735M
7306	289	807	GBX	70	3420C
7307	289	807	GBX	70	3420C
7308	289	807	GBX	71	3420M
7309	289	807	GBX	72	3420M
7351	289	807	GBX	67	3420C
09-1309	272	394	SVC	21	-
09-1309GLD	272	394	SVC	22	-
09-1310	272	596	SVC	28	-
09-1310GLD	272	596	SVC	22	-
09-9154CR	273	437	SVC	22	-
09CB5001A01SP	275	82	SVC	2	-
09CB5001A01SP-GLD	275	82	SVC	2	-
09CB5001A15SP	275	69	SVC	2	-
09CB5001A15SP-GLD	275	69	SVC	2	-
10-1304	272	483	SVC	32	-
10-1304GLD	272	483	SVC	32	-
10-1305	272	457	SVC	33	-
10-1305ECP8	273	894	SVC	32	-
10-1305GLD	272	457	SVC	32	-
10-9254CR	273	517	SVC	32	-
1021W	290	1,536	GBX	134	3528M
1021WD	290	1,759	GBX	146	3528M
1022W	290	1,558	GBX	133	3528C
1022WD	290	1,784	GBX	145	3528C
105W	290	1,536	GBX	133	3528M
10CB5001A01SP	275	119	SVC	3	-
10CB5001A01SP-GLD	275	119	SVC	3	-
10CB5002A01SP	275	132	SVC	3	-
10CB5002A01SP-GLD	275	132	SVC	3	-
10EP1502A01SP	276	581	SVC	39	-
12-1105	272	563	SVC	25	-
12-1105ECP8	273	1,124	SVC	48	-
12-1105GLD	272	563	SVC	48	-
12-9404CR	273	657	SVC	48	-
1215W	291	3,503	GBX	253	3628M
1216W	291	3,626	GBX	248	3628M
1217W	291	3,709	GBX	253	3634L
129W	291	3,626	GBX	256	3628M
12EP1501A03SP	276	1,003	SVC	61	-
133-6FbA	279	69	SVC	1	-
14009-1	262	1,460	SVC	2	-
1406W	291	4,493	GBX	359	3735M
1407W	291	4,901	GBX	372	3744M
1408W	291	4,493	GBX	358	3735M
1409W	291	4,901	GBX	374	3744M
1410W	291	4,493	GBX	362	3735M
1411W	291	4,901	GBX	381	3740M
180-5002	274	903	SVC	18	-
2048-151D	293	2,006	GBX	88	3528L
2048-153D	293	1,912	GBX	76	3516M
210-5001	274	1,193	SVC	45	-
248-151AS	293	2,816	GBX	105	-
248-151TD	293	2,220	GBX	95	-
248-153TD	293	2,095	GBX	84	3516M
248-181TD	293	2,560	GBX	138	3535LC
248-183TD	293	2,512	GBX	128	3535M
250-5001	274	1,668	SVC	60	-
280-5002	274	2,343	SVC	80	-
320-5002	274	3,080	SVC	1	-

Catalog Number	Page Number	List Price	Disc. Sym.	Ship Wgt(1)	Type Code
330B	293	852	GBX	56	3524M
332B	293	872	GBX	55	3524C
333B	293	872	GBX	56	3524C
334B	293	852	GBX	54	3524M
33CB5000A01SP	275	40	SVC	1	-
34-171	272	60	SVC	2	-
34-3300FD	272	69	SVC	2	-
34-3900T	272	60	SVC	1	-
34-3903A	273	73	SVC	2	-
34-3903A-GLD	273	73	SVC	2	-
34-3903T	272	76	SVC	2	-
34-3903T-GLD	272	76	SVC	2	-
34CB5001A01SP	275	39	SVC	1	-
34CB5001A01SP-GLD	275	39	SVC	1	-
35-1300	272	120	SVC	6	-
35-1300GLD	272	120	SVC	6	-
35-1325	272	154	SVC	11	-
35-1325GLD	272	154	SVC	11	-
35-1409	273	172	SVC	11	-
35-1409GLD	273	172	SVC	11	-
35-3300FD	272	138	SVC	6	-
35-3304	272	85	SVC	4	-
35-8762	272	85	SVC	3	-
35-8762GLD	272	85	SVC	3	-
35-8764	273	77	SVC	3	-
35-8764GLD	273	77	SVC	3	-
353T	298	569	GBX	35	3520Q
359T	298	570	GBX	36	3520S
35CB5001A01SP	275	42	SVC	1	-
35CB5001A01SP-GLD	275	42	SVC	1	-
35CB5016WWSP	275	35	SVC	2	-
35EP1506A01SP	276	245	SVC	8	-
36-1037	272	137	SVC	7	-
36-1037GLD	272	137	SVC	7	-
36-1206A	273	176	SVC	13	-
36-1206A-GLD	273	176	SVC	13	-
36-1206B	273	186	SVC	14	-
36-1206B-GLD	273	186	SVC	14	-
36-1749	272	173	SVC	12	-
36-1749GLD	272	173	SVC	12	-
36-3301	272	99	SVC	5	-
36-3301FD	272	198	SVC	7	-
36-3301FDA	272	198	SVC	6	-
36-3301GLD	272	99	SVC	5	-
36-3303FD	272	158	SVC	8	-
36-3303FDA	272	158	SVC	8	-
36-3403	273	116	SVC	5	-
36-3403GLD	273	116	SVC	5	-
36-486	273	194	SVC	8	-
36-486GLD	273	194	SVC	8	-
36CB5001A01SP	275	45	SVC	1	-
36CB5001A01SP-GLD	275	45	SVC	1	-
36CB5001A06SP	275	50	SVC	1	-
36CB5001A06SP-GLD	275	50	SVC	1	-
36CB5001A07SP	275	70	SVC	1	-
36CB5016WWSP	275	40	SVC	2	-
36EP1304A62SP	276	275	SVC	14	-
37-1302	272	292	SVC	18	-
37-1302GLD	272	292	SVC	18	-
37-1304	272	192	SVC	12	-
37-1304GLD	272	192	SVC	12	-
37-1402	273	274	SVC	18	-
37-1402GLD	273	274	SVC	18	-
37-1404	273	254	SVC	14	-
37-1404GLD	273	254	SVC	14	-
37-3301FD	272	221	SVC	12	-
37CB5002A06SP	275	50	SVC	2	-
37CB5002A06SP-GLD	275	50	SVC	2	-
37CB5002A07SP	275	50	SVC	3	-
37CB5002A07SP-GLD	275	50	SVC	3	-
37CB5016WWSP	275	40	SVC	4	-
380T	298	633	GBX	42	3528L
380WCT	298	1,457	GBX	47	3528L
39-1403	273	411	SVC	21	-
39-1403GLD	273	411	SVC	21	-

(1) Shipping weight (lbs.) is approximate.

Index

Catalog Number	Page Number	List Price	Disc. Sym.	Ship Wgt(1)	Type Code
39-3400	273	256	SVC	9	-
39CB5016WWSP	275	50	SVC	5	-
3GGP072450-ASL-IE3	214	831	IHA	33	-
3GGP082440-ASK-IE3	214	922	IHA	44	-
3GGP082470-ASK-IE3	214	989	IHA	49	-
3GGP092530-ADK-IE3	214	1,120	IHA	73	-
3GGP092530-ASK-IE3	214	1,120	IHA	73	-
3GGP092540-ADK-IE3	214	1,256	IHA	75	-
3GGP092540-ASK-IE3	214	1,256	IHA	75	-
3GGP102810-ADK-IE3	214	1,454	IHA	108	-
3GGP102810-ASK-IE3	214	1,454	IHA	108	-
3GGP102820-ADK-IE3	214	1,722	IHA	108	-
3GGP102820-ASK-IE3	214	1,722	IHA	108	-
3GGP112370-ADK-IE3	214	1,971	IHA	115	-
3GGP112370-ASK-IE3	214	1,971	IHA	115	-
3GGP132260-ADK-IE3	214	2,376	IHA	179	-
3GGP132260-ASK-IE3	214	2,376	IHA	179	-
3GGP132270-ADK-IE3	214	2,775	IHA	179	-
3GGP132270-ASK-IE3	214	2,775	IHA	179	-
3GGP162410-ADK-IE3	214	3,440	IHA	414	-
3GGP162420-ADK-IE3	214	4,300	IHA	414	-
3GGP182410-ADK-IE3	214	4,937	IHA	518	-
3GGP182420-ADK-IE3	214	5,989	IHA	518	-
3GGP202410-ADK-IE3	214	7,518	IHA	703	-
3GGP222210-ADK-IE3	214	9,047	IHA	877	-
3GGP222220-ADK-IE3	214	10,862	IHA	877	-
3GGP252210-ADK-IE3	214	12,997	IHA	1,049	-
3GGP282220-ADK-IE3	214	17,711	IHA	1,466	-
3GGP282230-ADK-IE3	214	20,610	IHA	1,598	-
3GKP082440-ADK-IE3	215	1,740	IHA	88	-
3GKP082440-ASK-IE3	215	1,740	IHA	88	-
3GKP082470-ADK-IE3	215	1,819	IHA	90	-
3GKP082470-ASK-IE3	215	1,819	IHA	90	-
3GKP092030-ADK-IE3	215	2,029	IHA	115	-
3GKP092030-ASK-IE3	215	2,029	IHA	115	-
3GKP092540-ADK-IE3	215	2,230	IHA	117	-
3GKP092540-ASK-IE3	215	2,230	IHA	117	-
3GKP102810-ADK-IE3	215	2,592	IHA	154	-
3GKP102810-ASK-IE3	215	2,592	IHA	154	-
3GKP102820-ADK-IE3	215	2,948	IHA	154	-
3GKP102820-ASK-IE3	215	2,948	IHA	154	-
3GKP112370-ADK-IE3	215	3,407	IHA	157	-
3GKP112370-ASK-IE3	215	3,407	IHA	157	-
3GKP132260-ADK-IE3	215	4,077	IHA	243	-
3GKP132260-ASK-IE3	215	4,077	IHA	243	-
3GKP132270-ADK-IE3	215	4,837	IHA	243	-
3GKP132270-ASK-IE3	215	4,837	IHA	243	-
3GKP162410-ADK-IE3	215	5,957	IHA	516	-
3GKP162420-ADK-IE3	215	7,422	IHA	558	-
3GKP182410-ADK-IE3	215	9,238	IHA	628	-
3GKP182420-ADK-IE3	215	10,257	IHA	639	-
3GKP202410-ADK-IE3	215	12,806	IHA	750	-
3GKP222210-ADK-IE3	215	15,609	IHA	769	-
3GKP222220-ADK-IE3	215	17,743	IHA	950	-
3GKP252210-ADK-IE3	215	21,757	IHA	974	-
3GKP282220-ADK-IE3	215	29,943	IHA	1,475	-
3GKP282230-ADK-IE3	215	33,766	IHA	1,607	-
3GZF101050-271	275	5,780	SVC	10	-
3GZF293730-11	275	136	SVC	14	-
40-1400	273	417	SVC	28	-
40-1400GLD	273	417	SVC	30	-
40-1401	273	469	SVC	40	-
40-1401GLD	273	469	SVC	40	-
407B	293	1,157	GBX	60	3528C
409B	293	1,111	GBX	59	3528M
410B	293	1,138	GBX	61	3528C
412B	293	1,111	GBX	62	3528M
413336-1R	257	1,689	SVC	20	-
413336-2R	257	1,689	SVC	5	-
417077-102	234, 258	1,165	SVC	6	-
417077-124	234, 258	1,893	SVC	17	-
417077-126	258	4,738	SVC	225	-
417077-127	258	2,123	SVC	117	-
417077-130	234	695	SVC	64	-
417077-131	234	875	SVC	90	-

Catalog Number	Page Number	List Price	Disc. Sym.	Ship Wgt(1)	Type Code
417077-133	231	1,442	SVC	4	-
417077-136	231	1,442	SVC	4	-
417077-141	235	1,142	SVC	6	-
417077-143	235	897	SVC	5	-
417077-144	235	897	SVC	72	-
417077-145	235	1,753	SVC	82	-
417077-151	231	2,060	SVC	12	-
417077-153	231	1,598	SVC	9	-
417077-156	231	2,367	SVC	14	-
417077-165	231	1,442	SVC	14	-
417077-167	231	1,598	SVC	20	-
417077-168	231	2,367	SVC	10	-
417077-170	231	1,442	SVC	10	-
417077-173	231	2,150	SVC	10	-
417077-182	231	2,150	SVC	10	-
417077-183	231	2,150	SVC	15	-
417077-184	234	836	SVC	10	-
417077-185	234	1,188	SVC	10	-
417077-186	234	836	SVC	10	-
417077-187	234	870	SVC	10	-
417077-188	231	1,442	SVC	10	-
417077-189	231	1,442	SVC	10	-
417077-191	231	2,060	SVC	9	-
417077-192	231	2,367	SVC	10	-
417077-201	234	1,730	SVC	120	-
417077-202	234	875	SVC	122	-
417077-205	231	2,150	SVC	20	-
417077-206	231	2,367	SVC	5	-
417077-208TL	231	1,442	SVC	5	-
417077-212TL	231	1,442	SVC	6	-
417077-213TL	231	1,442	SVC	6	-
417077-242TL	231	1,442	SVC	6	-
417077-244	231	1,442	SVC	4	-
417077-245	231	2,250	SVC	9	-
417077-246	231	2,150	SVC	10	-
417077-300	231	2,595	SVC	5	-
417077-301	231	3,420	SVC	13	-
417077-302	231	3,420	SVC	15	-
417077-303	231	3,420	SVC	15	-
417077-304	231	3,420	SVC	15	-
417077-305	231	3,220	SVC	5	-
417077-51	258	1,491	SVC	34	-
417077-57	234, 258	911	SVC	2	-
417077-58	258	911	SVC	4	-
417077-59	234, 258	911	SVC	4	-
417077-65	258	1,165	SVC	7	-
417077-74	258	2,123	SVC	80	-
417077-75	258	2,324	SVC	85	-
417708-120	231	2,060	SVC	23	-
417708-126	257	5,128	SVC	6	-
417708-133	257	4,036	SVC	9	-
417708-134	257	4,036	SVC	5	-
417708-135	257	4,036	SVC	5	-
417708-136	257	5,128	SVC	6	-
417708-137	257	5,128	SVC	6	-
417708-151	257	4,036	SVC	5	-
417708-156	257	1,689	SVC	5	-
417708-184	232	687	SVC	3	-
417708-185	232	796	SVC	11	-
417708-186	232	801	SVC	13	-
417708-187	232	882	SVC	13	-
417708-188	232	868	SVC	13	-
417708-189	232	594	SVC	3	-
417708-201	232	340	SVC	2	-
417708-202	232	340	SVC	1	-
417708-203	232	340	SVC	1	-
417708-21	257	1,689	SVC	7	-
417708-22	257	1,689	SVC	9	-
417708-26	257	1,689	SVC	7	-
417708-27	257	1,689	SVC	9	-
417708-30	257	3,164	SVC	15	-
417708-32	257	3,164	SVC	5	-
417708-33	257	3,164	SVC	5	-
417708-34	257	3,764	SVC	5	-
417708-36	257	3,764	SVC	5	-

(1) Shipping weight (lbs.) is approximate.

Index

Catalog Number	Page Number	List Price	Disc. Sym.	Ship Wgt(1)	Type Code
417708-37	257	3,764	SVC	5	-
417708-41	257	1,091	SVC	2	-
417708-42	257	1,091	SVC	1	-
417708-85	231	1,598	SVC	5	-
417708-87	231	2,060	SVC	6	-
417709-17	257	4,245	SVC	6	-
417709-65	257	4,245	SVC	6	-
417709-66	257	4,245	SVC	9	-
417709-67	257	4,245	SVC	15	-
418057-501	235	2,766	SVC	1	-
418057-645	235	985	SVC	5	-
418057-764	235	1,663	SVC	2	-
418057-786	235	972	SVC	2	-
419914-10A	233	469	SVC	30	-
419914-10B	233	469	SVC	27	-
419914-10D	233	547	SVC	48	-
419914-10G	233	547	SVC	67	-
419914-10K	233	1,006	SVC	80	-
419914-10L	233	547	SVC	52	-
419914-10M	233	547	SVC	48	-
419914-10N	233	1,525	SVC	38	-
419914-10P	233	1,485	SVC	50	-
419914-10R	233	1,006	SVC	42	-
419914-10S	233	1,006	SVC	90	-
419914-11G	233	2,476	SVC	141	-
419914-11N	233	1,300	SVC	124	-
419914-11P	233	1,110	SVC	108	-
419914-11R	233	1,110	SVC	130	-
419914-1A	258	340	SVC	50	-
419914-1B	258	634	SVC	33	-
419914-1C	258	1,223	SVC	37	-
419914-1D	258	1,606	SVC	69	-
419914-1E	258	2,166	SVC	76	-
419914-1R	258	1,223	SVC	59	-
419914-1S	258	634	SVC	36	-
419914-1T	258	1,223	SVC	40	-
419914-1U	258	1,223	SVC	42	-
419914-1W	258	1,606	SVC	76	-
419914-9A	233	469	SVC	13	-
419914-9B	233	469	SVC	14	-
419914-9C	233	469	SVC	15	-
419914-9D	233	469	SVC	17	-
419914011F	233	2,476	SVC	105	-
419914011H	233	4,672	SVC	140	-
419914011J	233	4,672	SVC	150	-
419914011K	233	4,672	SVC	160	-
419914011L	233	4,672	SVC	165	-
419914011M	233	1,300	SVC	105	-
419947-29	258	1,491	SVC	82	-
419947-30	258	1,491	SVC	85	-
419947-32	258	1,823	SVC	84	-
419947-34	258	2,123	SVC	90	-
419947-40	235	1,747	SVC	10	-
419947-41	235	2,123	SVC	110	-
419947-42	235	2,324	SVC	92	-
42-1300	273	750	SVC	36	-
42-1300GLD	273	750	SVC	36	-
42-1400	273	730	SVC	44	-
42-1400GLD	273	730	SVC	30	-
42384-26BE	258	340	SVC	1	-
42384-26BF	258	319	SVC	15	-
42384-26BH	258	340	SVC	1	-
42384-26D	258	340	SVC	1	-
44-1402	272	1,086	SVC	40	-
44-1402GLD	272	1,086	SVC	40	-
44-1403	272	1,086	SVC	40	-
44-1403A	273	844	SVC	40	-
44-1403A-GLD	273	844	SVC	40	-
44-1403GLD	272	1,086	SVC	40	-
712E	289	745	GBX	68	3420C
712R	294	637	GBX	45	3420C
712RE	294	763	GBX	68	3420C
7306D	289	1,015	GBX	84	3420C
7307D	289	1,015	GBX	84	3420C
7309D	289	1,015	GBX	87	3420M

Catalog Number	Page Number	List Price	Disc. Sym.	Ship Wgt(1)	Type Code
7312D	289	1,228	GBX	90	3428LC
762E	289	745	GBX	68	3420C
762R	294	637	GBX	43	3420C
762RE	294	763	GBX	66	3420C
802386201R	150	1,225	SCG	1	-
802386201T	150	1,975	SCG	1	-
802386201V	150	3,160	SCG	1	-
802386203R	150	880	SCG	1	-
802386203T	150	1,235	SCG	1	-
802386203V	150	1,975	SCG	1	-
802386204R	150	1,325	SCG	1	-
802386204T	150	2,150	SCG	1	-
802386204V	150	3,425	SCG	1	-
8100W	290	1,222	GBX	99	3524C
8100WD	290	1,394	GBX	110	3524C
8102W	290	1,183	GBX	98	3524M
8102WD	290	1,372	GBX	111	3524M
8107W	290	1,222	GBX	99	3524L
8107WD	290	1,394	GBX	111	3524C
8123W	290	1,183	GBX	99	3524M
8123WD	290	1,372	GBX	112	3524M
8125W	290	1,183	GBX	99	3524M
812RE	294	1,155	GBX	96	3524C
8250W	290	1,222	GBX	97	3524C
8252W	290	1,183	GBX	95	3524M
862RE	294	1,155	GBX	95	3524L
A103	297	57	SVC	1	-
A65	297	31	SVC	1	-
A82	297	38	SVC	1	-
AB248	296	32	SVC	1	-
AEM2237-4	192	3,322	DPL	270	0932M
AEM2238-4	192	4,017	DPL	270	0932M
AEM2333-4	192	5,581	DPL	268	0944M
AEM2334-4	192	6,728	DPL	420	1046M
AEM3683-4	192	1,433	DPL	89	0620M
AEM3686-4	192	1,539	DPL	91	0626M
AEM3689-4	192	1,639	DPL	91	0626M
AEM3783-4	192	1,891	DPL	155	0728M
AEM3787-4	192	2,476	DPL	166	0728M
AEM4103-4	192	8,576	DPL	437	1056M
AEM4104-4	192	9,689	DPL	469	1250M
AEM4307-4	192	11,513	DPL	874	A36050M
AEM4311-4	192	13,865	DPL	915	A36062M
AEM4314-4	192	16,941	DPL	1,326	A40064M
AFL3504A	183	380	FD1	32	3424LC
AFL3510A	183	550	FD1	47	3528LC
AFL3520A	183	399	FD1	29	3420L
AFL3521A	183	470	FD1	39	3524L
AFL3522A	183	651	FD1	43	3528L
AFL3523A	183	795	FD1	51	3535L
AFL3524A	183	829	FD1	52	3535LC
AFL3525A	183	608	FD1	42	3528L
AFM3528	183	404	FD3	24	3413M
AFM3529	183	439	FD3	22	3416M
AFM3530	183	507	FD3	30	3424M
AFM3532	183	672	FD3	45	3528M
ANFL3501M	182	549	FD1	24	3414L
ANFL3504M	182	616	FD1	28	3421L
ANFL3507M	182	718	FD1	34	3428LC
ANFL3510M	182	886	FD1	41	3524L
ANFL3514M	182	1,315	FD1	49	3532LC
AOM25904T	168	3,194	HV3	208	3936M
AOM3454	168	337	HV3	18	3410M
AOM3455	168	529	HV3	19	3411M
AOM3458	168	376	HV3	18	3410M
AOM3535	168	557	HV3	22	3414M
AOM3538	168	442	HV3	25	3413M
AOM3539	168	600	HV3	24	3418M
AOM3542	168	476	HV3	23	3416M
AOM3543	168	617	HV3	31	3428M
AOM3546T	168	495	HV3	33	3428M
AOM3554T	168	515	HV3	34	3520M
AOM3556T	168	626	HV3	35	3520M
AOM3558T	168	546	HV3	38	3524M
AOM3607T	168	716	HV3	50	3618M

(1) Shipping weight (lbs.) is approximate.

Index

Catalog Number	Page Number	List Price	Disc. Sym.	Ship Wgt(1)	Type Code
AOM3611T	168	640	HV3	59	3622M
AOM3614T	168	768	HV3	63	3628M
AOM3615T	168	740	HV3	71	3634M
AOM3617T	168	1,212	HV3	62	3622M
AOM3702T	168	1,839	HV3	97	3724M
AOM3704T	168	962	HV3	92	3720M
AOM3705T	168	2,010	HV3	113	3744M
AOM3708T	168	1,377	HV3	115	3732M
AOM3710T	168	949	HV3	106	3728M
AOM3714T	168	1,150	HV3	126	3740M
ARB-1	295	152	SVC	1	-
ARB-2	295	231	SVC	2	-
B102	297	105	SVC	8	-
B103	297	105	SVC	6	-
B125	291, 297	238	SVC	22	-
B126	291, 297	240	SVC	22	-
B143T	279, 280	137	SVC	6	-
B145T	279, 280	137	SVC	7	-
B147	291, 297	449	SVC	42	-
B148	291, 297	449	SVC	41	-
B182T	279, 280	145	SVC	10	-
B184T	279, 280	145	SVC	10	-
B213T	279, 280	168	SVC	14	-
B215T	279, 280	168	SVC	15	-
B254T	279, 280	276	SVC	21	-
B256T	279, 280	276	SVC	21	-
B284T	279, 280	314	SVC	24	-
B286T	279, 280	314	SVC	24	-
B324T	279, 280	485	SVC	34	-
B326T	279, 280	485	SVC	37	-
B364T	279, 280	604	SVC	48	-
B365T	279, 280	604	SVC	50	-
B404T	279, 280	898	SVC	62	-
B405T	279, 280	898	SVC	66	-
B444T	279, 280	1,097	SVC	70	-
B445T	279, 280	1,097	SVC	71	-
B447T	279, 280	1,293	SVC	93	-
B449T	279, 280	1,293	SVC	99	-
B48T	279, 280	107	SVC	3	-
B5000RLS	279, 280	1,948	SVC	149	-
B56T	279, 280	107	SVC	5	-
B66	297	44	SVC	2	-
B67	297	44	SVC	2	-
B73	297	60	SVC	4	-
B74	297	60	SVC	3	-
B80	297	71	SVC	5	-
B81	297	71	SVC	4	-
BC138	265, 270	218	PMS	1	-
BC139	265, 270	218	PMS	1	-
BC140	265, 270	369	PMS	3	-
BC140-FBR	265, 270	510	PMS	3	-
BC141	266, 271	202	PMS	1	-
BC141-SIH	266	477	PMS	3	-
BC142	266, 271	202	PMS	2	-
BC142-5	266, 271	225	PMS	3	-
BC142-6	266, 271	224	PMS	1	-
BC142-6-SIH	266	499	PMS	2	-
BC142-SIH	266	499	PMS	3	-
BC143	265, 269	72	PMS	2	-
BC144	265	124	PMS	1	-
BC145	265, 268	211	PMS	1	-
BC147	265	30	PMS	1	-
BC148	265	13	PMS	1	-
BC149	265	15	PMS	1	-
BC152	265	193	PMS	1	-
BC153	268	223	PMS	1	-
BC154	268, 270	467	PMS	5	-
BC154-P	268	467	PMS	3	-
BC154-R	268	616	PMS	3	-
BC154-SI	268	751	PMS	3	-
BC155	266, 271	660	PMS	5	-
BC156	268	145	PMS	1	-
BC157	268	27	PMS	1	-
BC158	268	60	PMS	1	-
BC159	268	32	PMS	1	-

Catalog Number	Page Number	List Price	Disc. Sym.	Ship Wgt(1)	Type Code
BC160	268, 270	537	PMS	3	-
BC200	266, 269, 271	704	PMS	3	-
BC201	266, 269, 271	836	PMS	6	-
BC203	266, 269, 271	1,052	PMS	10	-
BC204	266, 269, 271	377	PMS	3	-
BC204-BPSI	266, 269	487	PMS	3	-
BC212	269	216	PMS	1	-
BC215	269	100	PMS	3	-
BC216	269	77	PMS	1	-
BC218	265, 269	36	PMS	1	-
BC24-LF	265	75	PMS	1	-
BC245	269	213	PMS	1	-
BC253	269	27	PMS	1	-
BC254	268, 269, 270	673	PMS	5	-
BC254-FBR	268, 269, 270	706	PMS	3	-
BC258	269	60	PMS	1	-
BC259	269	27	PMS	5	-
BC354	268, 270	723	PMS	5	-
BCWD140	268, 270	625	PMS	6	-
BL3507	200	1,455	BE1	42	3428LC
BL3510	200	1,540	BE1	52	3524L
BL3516	198	940	BE1	27	3414L
BL3517	198	991	BE1	27	3414L
BL3518	198	1,075	BE1	32	3421L
BLWL05-L	244	814	SVC	7	-
BLWL06-L	244	917	SVC	8	-
BLWL07-L	244	1,750	SVC	21	-
BLWL09-L	244	1,825	SVC	28	-
BLWL10-L	244	1,850	SVC	35	-
BLWL12-L	244	1,850	SVC	46	-
BLWL14-L	244	1,850	SVC	55	-
BLWM07-F	244	1,160	SVC	19	-
BLWM09-F	244	1,160	SVC	30	-
BLWM10-F	244	1,160	SVC	25	-
BLWM12-F	244	1,260	SVC	46	-
BLWM14-F	244	1,260	SVC	55	-
BLWM16-F	244	1,704	SVC	70	-
BLWM18-F	244	2,387	SVC	166	-
BM3108	202	908	BO3	27	3416M
BM3112	202	1,057	BO3	31	3420M
BM3116	202	1,185	BO3	33	3424M
BM3538	198	993	BE3	31	3420M
BM3539	198	1,368	BE3	35	3418M
BM3542	198	1,162	BE3	31	3420M
BM3543	198	1,436	BE3	39	3428M
BM3569	198	914	BE3	27	3416M
BNM3538-D	196	954	UH3	43	3512M
BNM3542-D	196	1,297	UH3	47	3514M
BR0006	267	11	PMS	1	-
BR0010SP	267	11	PMS	1	-
BR0015SP	267	11	PMS	1	-
BR0025	267	11	PMS	1	-
BR0035	267	11	PMS	1	-
BR0050	267	11	PMS	1	-
BR0100	267	11	PMS	1	-
BR0101	267	11	PMS	1	-
BR0180	267	11	PMS	1	-
BR0250	267	11	PMS	1	-
BR0251	267	11	PMS	1	-
BR0350	267	11	PMS	1	-
BR0510	267	11	PMS	1	-
BR1000	267	11	PMS	1	-
C121	292	217	SVC	3	-
C61	292	217	SVC	5	-
CB1814T	281	115	SVC	2	-
CB2118T	281	162	SVC	2	-
CB2521T	281	186	SVC	6	-
CB2825T	281	251	SVC	7	-
CB3228T	281	346	SVC	9	-
CB3632T	281	426	SVC	12	-
CB4036T	281	584	SVC	20	-
CB5049T	63, 281	1,054	SDA	164	-
CB50549T	63	1,221	SDA	164	-
CB5744T	63, 281	2,458	SDA	465	-
CB5850M	281	8,225	SVC	160	-

(1) Shipping weight (lbs.) is approximate.

Index

Catalog Number	Page Number	List Price	Disc. Sym.	Ship Wgt(1)	Type Code
CB5850S	281	8,225	SVC	160	-
CBK003-1	203, 274	670	SVC	12	-
CBK006-1	203, 274	986	SVC	12	-
CBK006-2	203, 274	986	SVC	12	-
CBK010-1	203, 274	1,150	SVC	12	-
CBK015-1	203, 274	2,457	SVC	12	-
CBL015ZD-2	242	198	SVC	1	-
CBL030ZD-2	242	230	SVC	1	-
CBL046ZD-2	242	263	SVC	2	-
CBL061ZD-2	242	291	SVC	2	-
CBL091ZD-2	242	355	SVC	3	-
CBL152ZD-2	242	477	SVC	6	-
CBL229ZD-2	242	632	SVC	8	-
CBL305ZD-2	242	787	SVC	8	-
CBL455ZD-2	242	1,023	SVC	15	-
CBL606ZD-2	242	1,407	SVC	16	-
CBLST2TL	242	400	SVC	2	-
CBLTL2ST	242	400	SVC	1	-
CBXM18342T	109	6,217	XPB	240	-
CBXM18542T	109	7,489	XPB	289	-
CBXMN050542	109	3,306	XPB	95	-
CBXMN050742	109	3,682	XPB	93	-
CBXMN14142T	109	4,881	XPB	99	-
CBXMN18242T	109	5,908	XPB	145	-
CCPX18326T	113	2,510	XSM	127	0618M
CCPX18346T	113	2,072	XSM	111	0632M
CCPX18526T	113	2,888	XSM	122	0640M
CCPX18546T	113	2,401	XSM	123	0642M
CCPX21126T	113	3,456	XSM	174	0730M
CCPX21146T	113	3,980	XSM	252	0750M
CCPX21366T	113	3,292	XSM	221	0736M
CCPX21726T	113	3,309	XSM	169	0726M
CCPX21746T	113	2,986	XSM	228	0738M
CCPX251526T	113	4,160	XSM	270	0934M
CCPX251546T	113	4,765	XSM	302	0944M
CCPX25166T	113	5,130	XSM	336	0960M
CCPX25226T	113	5,454	XSM	314	0950M
CCPX25246T	113	5,984	XSM	335	0960M
CCPX25766T	113	4,374	XSM	322	0954M
CCPX281566T	113	8,063	XSM	438	1046M
CCPX282526T	113	7,033	XSM	525	1048M
CCPX282546T	113	7,309	XSM	447	1054M
CCPX28266T	113	8,256	XSM	459	1056M
CCPX28326T	113	8,387	XSM	495	1046M
CCPX28346T	113	8,730	XSM	459	1056M
CCPX322566T	113	10,267	XSM	741	X1260M
CCPX32366T	113	11,227	XSM	766	X1264M
CCPX32426T	113	10,395	XSM	745	1252M
CCPX32446T	113	11,570	XSM	720	X1254M
CCPX32526T	113	13,037	XSM	766	1264M
CCPX32546T	113	13,274	XSM	782	X1276M
CCPX36466T	113	13,038	XSM	908	A36062M
CCPX36566T	113	14,567	XSM	982	A3668M
CCPX36626T	113	14,849	XSM	999	A36056M
CCPX36646T	113	14,913	XSM	910	A36062M
CCPX36726T	113	15,437	XSM	1,005	A36068M
CCPX36746T	113	16,288	XSM	965	A36070M
CCPX40666T	113	18,384	XSM	1,322	A40064M
CCPX40766T	113	18,990	XSM	1,322	A40064M
CD1803R	253	11,162	R3B	217	-
CD1805R	253	12,495	R3B	175	-
CD2003P-2	260	9326	RSV	175	-
CD2003R-2	253	13,225	R3B	198	-
CD2005P-2	260	9469	RSV	189	-
CD2005R-2	253	13,366	R3B	209	-
CD2007P-2	260	10,821	RSV	233	-
CD2007R-2	253	13,500	R3B	235	-
CD2010P-2	260	11,207	RSV	268	-
CD2015P-2	260	12,720	RSV	409	-
CD2015R-BV	255	18,632	R3B	350	-
CD2105R	253	15,856	R3B	355	-
CD3425	251	720	WFS	24	3413D
CD3433	251	787	WFS	23	3413D
CD3434	251	787	WFS	23	3413D
CD3450	251	895	WFS	28	3420D
CD3451	251	895	WFS	28	3420D
CD3475	251	1,113	WFS	26	3428D
CD3476	251	1,113	WFS	33	3428D
CD5318	251	1,571	WFS	54	-
CD5319	251	1,571	WFS	53	-
CD5333	251	1,135	WFS	31	-
CD5350	251	1,253	WFS	38	-
CD5375	251	1,475	WFS	45	-
CD6202	251	2,779	WFS	96	3646D
CD6203	251	3,156	WFS	133	3668D
CD6215	251	2,350	WFS	81	3636D
CD6218	251	2,099	WFS	64	3623D
CD6219	251	2,099	WFS	64	3623D
CD7502	251	4,877	WFS	108	3646D
CD7503	251	5,187	WFS	140	3668D
CDD1803R	253	11,484	R3B	160	-
CDM3537	59	630	SDD	22	3414M
CDM3538	59	655	SDD	27	3420M
CDM3539	59	850	SDD	34	3428M
CDM3542	59	681	SDD	34	3428M
CDM3543	59	862	SDD	34	3518M
CDMG2310	261	11,399	RSV	250	-
CDMG2315	261	16,684	RSV	459	-
CDMG2320	261	18,625	RSV	780	-
CDMG2325	261	20,265	RSV	886	-
CDMG2333	261	25,423	RSV	600	-
CDP3306	246	716	PMS	23	3320P
CDP3310	246	716	PMS	23	3320P
CDP3316	246	755	PMS	26	3327P
CDP3320	246	845	PMS	26	3327P
CDP3326	246	845	PMS	30	3336P
CDP3330	246	845	PMS	31	3336P
CDP3335	246	755	PMS	26	3327P
CDP3410-V12	250	770	PMS	30	3416P
CDP3410-V24	250	730	PMS	31	3416P
CDP3420-V12	250	845	PMS	31	3416P
CDP3420-V24	250	806	PMS	31	3416P
CDP3430-V12	250	876	PMS	32	3420P
CDP3430-V24	250	835	PMS	35	3424P
CDP3436	246	1,026	PMS	38	3428P
CDP3440	246	1,026	PMS	37	3428P
CDP3440-V12	250	1,257	PMS	40	3430P
CDP3440-V24	250	1,250	PMS	34	3424P
CDP3443	246	908	PMS	34	3420P
CDP3445	246	1,248	PMS	43	3435P
CDP3445-V12	250	1,818	PMS	43	3435P
CDP3445-V24	250	1,810	PMS	43	3435P
CDP3450	246	1,026	PMS	28	3428P
CDP3455	246	1,248	PMS	43	3435P
CDP3460	246	1,026	PMS	37	3428P
CDP3575	246	2,298	PMS	64	3536P
CDP3580	246	2,000	PMS	60	3524P
CDP3585	246	2,742	PMS	72	3548P
CDP3590	246	2,298	PMS	64	3536P
CDP3603	246	3,377	PMS	110	3649P
CDP3604	246	3,358	PMS	112	3649P
CDP3605	246	5,731	PMS	161	3688P
CDPSWD3406	248	1,110	PMS	28	3413P
CDPSWD3410	248	1,110	PMS	29	3413P
CDPSWD3426	248	1,315	PMS	38	3428P
CDPSWD3430	248	1,315	PMS	38	3428P
CDPSWD3545	248	1,943	PMS	61	3536P
CDPSWD3555	248	1,943	PMS	52	3536P
CDPT3306	247	2,044	PMS	26	3320P
CDPT3310	247	2,044	PMS	26	3320P
CDPT3316	247	2,085	PMS	30	3327P
CDPT3320	247	2,085	PMS	31	3327P
CDPT3326	247	2,216	PMS	35	3336P
CDPT3330	247	2,085	PMS	34	3336P
CDPT3436	247	2,344	PMS	44	3428P
CDPT3440	247	2,344	PMS	43	3428P
CDPT3445	247	2,615	PMS	49	3435P
CDPT3455	247	2,615	PMS	49	3435P
CDPT3575	247	3,629	PMS	68	3536P
CDPT3585	247	4,072	PMS	77	3548P

(1) Shipping weight (lbs.) is approximate.

Index

Catalog Number	Page Number	List Price	Disc. Sym.	Ship Wgt(1)	Type Code
CDPT3603	247	4,736	PMS	120	3649P
CDPT3605	247	7,085	PMS	164	3681P
CDPWD3306	248	927	PMS	22	3320P
CDPWD3310	248	927	PMS	23	3320P
CDPWD3316	248	979	PMS	26	3327P
CDPWD3320	248	979	PMS	26	3327P
CDPWD3326	248	1,101	PMS	30	3336P
CDPWD3330	248	1,101	PMS	31	3336P
CDPWD3436	248	1,328	PMS	37	3428P
CDPWD3440	248	1,328	PMS	38	3428P
CDPWD3445	248	1,620	PMS	43	3435P
CDPWD3455	248	1,620	PMS	43	3435P
CDPWD3575	248	3,099	PMS	64	3536P
CDPWD3585	248	2,698	PMS	72	3548P
CDPWD3603	248	4,733	PMS	113	3649P
CDPWD3605	248	8,017	PMS	157	3681P
CDPX3406	247	1,965	PMS	37	X3413P
CDPX3410	247	1,965	PMS	37	X3413P
CDPX3416	247	2,468	PMS	42	X3420P
CDPX3420	247	2,468	PMS	43	X3420P
CDPX3426	247	2,787	PMS	35	X3428P
CDPX3430	247	2,787	PMS	45	X3428P
CDPX3436	247	3,445	PMS	51	X3435P
CDPX3440	247	3,445	PMS	51	X3435P
CDPX3545	247	4,588	PMS	70	X3536P
CDPX3555	247	4,588	PMS	70	X3536P
CDPX3575	247	4,904	PMS	80	X3548P
CDRX050544	115	1,071	XDM	37	3512M
CDRX050744	115	1,171	XDM	33	3514M
CDRX05144	115	1,553	XDM	50	3520M
CDRX14124T	115	1,461	XDM	41	3516M
CDRX14124T-5	117	1,461	XDM	41	3516M
CDRX14144T	115	1,561	XDM	50	3520M
CDRX14144T-5	117	1,561	XDM	50	3520M
CDRX141524T	115	1,541	XDM	47	3520M
CDRX141544T	115	1,584	XDM	50	3526M
CDRX14164T	115	1,948	XDM	49	3526M
CDRX14224T	115	1,790	XDM	46	3526M
CDRX14224T-5	117	1,790	XDM	55	3526M
CDRX14244T	115	1,623	XDM	48	3528M
CDRX14244T-5	117	1,623	XDM	59	3528M
CDRX181564T	115	2,569	XDM	149	0630M
CDRX18264T	115	2,770	XDM	152	0642M
CDRX18324T	115	2,390	XDM	127	0618M
CDRX18324T-5	117	2,390	XDM	127	0618M
CDRX18344T	115	1,976	XDM	111	0632M
CDRX18344T-5	117	1,976	XDM	127	0632M
CDRX18524T	115	2,748	XDM	150	0640M
CDRX18524T-5	117	2,748	XDM	150	0640M
CDRX18544T	115	2,287	XDM	123	0642M
CDRX18544T-5	117	2,287	XDM	152	0642M
CDRX21124T	115	3,286	XDM	174	0730M
CDRX21124T-5	118	3,286	XDM	235	0742M
CDRX21144T	115	3,782	XDM	252	0750M
CDRX21144T-5	118	3,782	XDM	252	0750M
CDRX21364T	115	3,115	XDM	221	0736M
CDRX21564T	115	3,420	XDM	245	0748M
CDRX21724T	115	3,147	XDM	184	0726M
CDRX21724T-5	117	3,147	XDM	169	0726M
CDRX21744T	115	2,842	XDM	154	0738M
CDRX21744T-5	117	2,842	XDM	193	0738M
CDRX251524T	115	3,968	XDM	349	0934M
CDRX251524T-5	118	3,968	XDM	349	0934M
CDRX251544T	115	4,540	XDM	229	0944M
CDRX251544T-5	118	4,540	XDM	373	0944M
CDRX25164T	115	4,885	XDM	327	0956M
CDRX25224T	115	5,028	XDM	390	0950M
CDRX25224T-5	118	5,028	XDM	390	0950M
CDRX25244T	115	5,693	XDM	335	0960M
CDRX25244T-5	118	5,693	XDM	335	0960M
CDRX25764T	115	4,170	XDM	374	0954M
CDRX281564T	115	7,668	XDM	478	1046M
CDRX282524T	115	6,585	XDM	408	1038M
CDRX282524T-5	118	6,585	XDM	525	1048M
CDRX282544T	115	6,955	XDM	447	1054M
CDRX282544T-5	118	6,955	XDM	506	1054M
CDRX28264T	115	7,851	XDM	459	1056M
CDRX28324T	115	7,702	XDM	438	1046M
CDRX28324T-5	118	7,702	XDM	495	1046M
CDRX28344T	115	8,299	XDM	518	1056M
CDRX28344T-5	118	8,299	XDM	518	1056M
CDRX322564T	115	9,760	XDM	741	1260M
CDRX32364T	115	10,668	XDM	766	1264M
CDRX32424T	115	9,881	XDM	593	1252M
CDRX32424T-5	118	9,881	XDM	745	1252M
CDRX32444T	115	10,992	XDM	720	1254M
CDRX32444T-5	118	10,992	XDM	720	1254M
CDRX32524T	116	12,379	XDM	648	1264M
CDRX32524T-5	118	12,379	XDM	766	1264M
CDRX32544T	116	12,603	XDM	782	1276M
CDRX32544T-5	118	12,603	XDM	782	1276M
CDRX36464T	115	12,822	XDM	908	A36062M
CDRX36644T	116	14,663	XDM	910	A36062M
CDRX36744T	116	15,986	XDM	965	A36070M
CDRX40144T	116	18,645	XDM	1,326	A40064M
CDRXL050344	119	915	XD1	35	3513L
CDRXL050544	119	970	XD1	43	3520L
CDRXL050744	119	1,060	XD1	53	3528L
CDRXL05144	119	1,161	XD1	57	3532L
CDX1850	252	2,852	WFS	102	X3623D
CDX1875	252	3,776	WFS	102	X3623D
CDX2001	252	4,697	WFS	102	X3623D
CDX7100	252	3,899	WFS	103	X3623D
CDX7150	252	5,163	WFS	120	X3636D
CDX7200	252	5,798	WFS	134	X3646D
CEBM3546T	198	1,571	BE3	43	3522M
CEBM3554T	198	1,692	BE3	48	3526M
CEBM3558T	198	1,740	BE3	52	3528M
CEBM3558T-D	196	1,775	UH3	61	3528M
CEBM3611T	198	1,945	BE3	77	3632M
CEBM3611T-D	196	2,250	UH3	103	3628M
CEBM3615T	198	2,279	BE3	101	3642M
CEBM3615T-D	196	2,608	UH3	121	3642M
CEBM3615T-DI	201	2,279	BE3	123	3642M
CEBM3710T	198	4,179	BE3	151	3738M
CEBM3710T-D	196	3,678	UH3	141	3738M
CEBM3714T	198	4,557	BE3	183	3752M
CEBM3714T-D	196	4,495	UH3	165	3752M
CECP2276T	50	3,059	SDM	305	0954M
CECP2294T	50	3,505	SDM	307	0930M
CECP2332T	50	3,913	SDM	323	0960M
CECP2333T	50	3,344	SDM	319	0944M
CECP2333T-4	50	3,344	SDM	314	0944M
CECP2333T-5	50	3,344	SDM	268	0944M
CECP2334T	50	3,544	SDM	339	0960M
CECP2334T-4	50	3,544	SDM	336	0960M
CECP2334T-5	50	3,544	SDM	322	0960M
CECP3581T	50	1,099	SDM	67	0524M
CECP3581T-5	50	1,099	SDM	60	0518M
CECP3582T	50	1,211	SDM	56	0526M
CECP3584T	50	1,121	SDM	72	0530M
CECP3584T-5	50	1,121	SDM	72	0530M
CECP3587T	50	1,166	SDM	76	0534M
CECP3587T-5	50	1,166	SDM	65	0534M
CECP3660T	50	1,436	SDM	112	0628M
CECP3661T	50	1,505	SDM	114	0632M
CECP3661T-5	50	1,505	SDM	111	0628M
CECP3663T	50	1,744	SDM	121	0632M
CECP3664T	50	1,422	SDM	113	0642M
CECP3665T	50	1,529	SDM	130	0642M
CECP3665T-5	50	1,529	SDM	133	0642M
CECP3667T	50	1,407	SDM	99	0630M
CECP3764T	50	2,072	SDM	187	0738M
CECP3768T	50	2,098	SDM	226	0748M
CECP3769T	50	2,345	SDM	173	0732M
CECP3770T	50	2,000	SDM	170	0738M
CECP3770T-5	50	2,000	SDM	170	0738M
CECP3771T	50	2,482	SDM	203	0742M
CECP3774T	50	2,354	SDM	231	0748M
CECP3774T-5	50	2,354	SDM	231	0748M

(1) Shipping weight (lbs.) is approximate.

Index

Catalog Number	Page Number	List Price	Disc. Sym.	Ship Wgt(1)	Type Code
CECP4100T	50	4,856	SDM	437	1046M
CECP4102T	50	6,384	SDM	429	1054M
CECP4103T	50	4,684	SDM	437	1056M
CECP4103T-4	50	4,684	SDM	437	1056M
CECP4103T-5	50	4,684	SDM	529	1056M
CECP4104T	50	5,406	SDM	460	1060M
CECP4104T-4	50	5,406	SDM	465	1060M
CECP4104T-5	50	5,406	SDM	460	1060M
CECP4106T	50	3,991	SDM	333	0944M
CECP4107T	50	4,868	SDM	515	1048M
CECP4108T	50	5,766	SDM	396	1048M
CECP4109T	51	7,751	SDM	571	1240M
CECP4110T	51	6,901	SDM	580	1254M
CECP4111T	50	6,876	SDM	626	1260M
CECP4114T	51	8,079	SDM	639	1252M
CECP4115T	51	7,941	SDM	645	1272M
CECP4117T	50	8,623	SDM	540	1264M
CECP4308T	51	10,493	SDM	908	A36062M
CECP4310T	51	11,111	SDM	874	A36056M
CECP4312T	51	12,246	SDM	908	A36062M
CECP4313T	51	12,586	SDM	899	A36068M
CECP4314T	51	10,998	SDM	880	A3658M
CECP4314T-4	51	10,581	SDM	961	A3658M
CECP4314T-5	51	10,581	SDM	961	A3658M
CECP4316T	51	12,508	SDM	905	A36070M
CECP4400T-4	51	15,928	SDM	1,388	A40064M
CECP4402T-4	51	15,871	SDM	1,327	A40060M
CECP4406T-4	51	22,059	SDM	2,138	A4488M
CECP4407T-4	51	26,536	SDM	2,455	A44120M
CECP82276T-4	56	3,311	SD8	346	0954M
CECP82332T-4	56	4,268	SD8	362	0960M
CECP82333T-4	56	3,465	SD8	322	0944M
CECP82333T-5	57	3,465	SD8	309	0944M
CECP82334T-4	56	3,666	SD8	366	0964M
CECP82334T-5	57	3,666	SD8	357	0964M
CECP82394T-4	56	3,549	SD8	308	0934M
CECP83580-4	56	1,339	SD8	56	0516M
CECP83580T-4	56	1,087	SD8	63	0516M
CECP83581-4	56	1,442	SD8	56	0524M
CECP83581T-4	56	1,190	SD8	71	0524M
CECP83581T-5	57	1,190	SD8	71	0524M
CECP83582-4	56	1,525	SD8	56	-
CECP83582T-4	56	1,273	SD8	56	0526M
CECP83583T-4	56	1,164	SD8	71	0524M
CECP83584T-4	56	1,212	SD8	75	0530M
CECP83586T-4	56	1,277	SD8	59	0526M
CECP83587T-4	56	1,262	SD8	78	0534M
CECP83587T-5	57	1,262	SD8	80	0534M
CECP83660T-4	56	1,552	SD8	121	0632M
CECP83661T-4	56	1,644	SD8	120	0632M
CECP83661T-5	57	1,644	SD8	122	0632M
CECP83663T-4	56	1,886	SD8	136	0642M
CECP83664T-4	56	1,681	SD8	113	0642M
CECP83665T-4	56	1,653	SD8	131	0642M
CECP83665T-5	57	1,653	SD8	131	0642M
CECP83667T-4	56	1,461	SD8	99	0630M
CECP83764T-4	56	2,246	SD8	211	0736M
CECP83768T-4	56	2,298	SD8	226	0748M
CECP83769T-4	56	2,445	SD8	179	0732M
CECP83770T-4	56	2,094	SD8	178	0740M
CECP83770T-5	57	2,094	SD8	211	0740M
CECP83771T-4	56	2,595	SD8	225	0742M
CECP83774T-4	56	2,531	SD8	231	0748M
CECP83774T-5	57	2,531	SD8	231	0748M
CECP84100T-4	56	5,162	SD8	420	1054M
CECP84102T-4	56	6,756	SD8	460	1056M
CECP84103T-4	56	5,145	SD8	437	1056M
CECP84103T-5	57	5,145	SD8	437	1056M
CECP84104T-4	56	5,892	SD8	465	1060M
CECP84104T-5	57	5,892	SD8	487	1060M
CECP84106T-4	56	4,025	SD8	328	0954M
CECP84107T-4	56	5,490	SD8	440	1048M
CECP84108T-4	56	6,395	SD8	396	1048M
CECP84109T-4	56	8,505	SD8	587	1256M
CECP84110T-4	56	7,637	SD8	600	1260M
CECP84110T-5	57	7,637	SD8	670	1260M
CECP84111T-4	56	7,609	SD8	660	1264M
CECP84114T-4	57	8,831	SD8	670	1266M
CECP84115T-4	57	8,790	SD8	683	1272M
CECP84115T-5	57	8,790	SD8	663	1272M
CECP84117T-4	56	9,622	SD8	640	1268M
CECP84308T-4	56	11,641	SD8	908	A36062M
CECP84310T-4	57	12,259	SD8	899	A36056M
CECP84312T-4	57	13,394	SD8	908	A36062M
CECP84313T-4	57	13,734	SD8	1,007	A36068M
CECP84314T-4	57	12,146	SD8	906	A36062M
CECP84316T-4	57	13,656	SD8	992	A36070M
CECR9154T	63	2,516	SDC	286	0948M
CECR9204T	63	2,886	SDC	325	0962M
CECR9254T	63	3,644	SDC	465	1072M
CECR9304T	63	4,149	SDC	465	1072M
CECR9404T	63	5,264	SDC	650	1264M
CECR9504T	63	6,228	SDC	700	1272M
CECR9604T	63	8,475	SDC	977	A36068M
CECR9754T	63	10,078	SDC	982	A3668M
CEDM3545	59	907	SDD	35	3516M
CEDM3546	59	1,004	SDD	38	3520M
CEDM3550	59	992	SDD	38	3520M
CEDM3554	59	1,086	SDD	41	3526M
CEDM3554T	59	1,096	SDD	41	3526M
CEDM3555	59	1,061	SDD	41	3526M
CEDM3556	59	1,122	SDD	41	3526M
CEDM3558	59	1,133	SDD	45	3528M
CEDM3558T	59	1,143	SDD	45	3528M
CEDM3559T	59	1,137	SDD	50	3532M
CEDM3611T	59	1,262	SDD	73	3632M
CEDM3613T	59	1,350	SDD	74	3630M
CEDM3615T	59	1,291	SDD	93	3642M
CEDM3704T	59	1,943	SDD	132	3738M
CEDM3708T	59	2,118	SDD	185	3752M
CEDM3709T	59	2,059	SDD	121	3728M
CEDM3710T	59	1,920	SDD	129	3738M
CEDM3711T	59	2,079	SDD	118	3730M
CEDM3714T	59	2,091	SDD	165	3752M
CEL11301	21	473	GO1	27	3418LC
CEL11303	21	493	GO1	24	3413LC
CEL11304	21	527	GO1	32	3424LC
CEL11307	21	622	GO1	39	3524LC
CEL11310	21	712	GO1	44	3528LC
CEM2276T-G	155	3,730	HV3	302	0954M
CEM2332T-G	155	4,143	HV3	322	0960M
CEM2333T	31	2,564	GE3	269	0944M
CEM2333T-5	32	2,564	GE3	263	0944M
CEM2333T-G	155	3,450	HV3	302	0944M
CEM2334T	31	3,379	GE3	298	0960M
CEM2334T-5	32	3,379	GE3	289	0960M
CEM2334T-G	155	4,014	HV3	323	0960M
CEM2394T	31	3,103	GE3	250	0930M
CEM2394T-G	155	3,696	HV3	271	0930M
CEM2506T	40	2,064	GO3	248	3950M
CEM2506T-G	159	2,215	HV3	248	3950M
CEM2511T	40	2,588	GO3	255	3954M
CEM2511T-G	159	2,818	HV3	255	3954M
CEM2513T	40	2,692	GO3	233	3948M
CEM2513T-G	159	2,937	HV3	251	3948M
CEM2514T	40	2,727	GO3	194	3928M
CEM2514T-G	159	2,978	HV3	185	3928M
CEM2515T	40	2,922	GO3	250	3948M
CEM2515T-G	159	3,202	HV3	250	3948M
CEM2516T	40	3,209	GO3	219	3938M
CEM2516T-G	159	4,252	HV3	233	3938M
CEM2524T	40	3,634	GO3	300	4038M
CEM2524T-G	159	3,781	HV3	280	-
CEM2528T	40	4,296	GO3	369	4056M
CEM2528T-G	159	4,542	HV3	299	-
CEM2531T	40	3,749	GO3	336	4050M
CEM2531T-G	159	4,704	HV3	377	4050M
CEM2532T	40	5294	GO3	383	4072M
CEM2532T-G	159	5,451	HV3	384	-
CEM2534T	40	3,987	GO3	320	4040M

(1) Shipping weight (lbs.) is approximate.

Index

Catalog Number	Page Number	List Price	Disc. Sym.	Ship Wgt(1)	Type Code
CEM2534T-G	159	4,187	HV3	320	4040M
CEM2535T	40	4,045	GO3	378	4060M
CEM2535T-G	159	5,119	HV3	378	4060M
CEM2536T	40	5,487	GO3	482	4084M
CEM2536T-G	159	5,673	HV3	457	-
CEM2538T	41	4,968	GO3	330	4046M
CEM2538T-G	159	5,315	HV3	330	4046M
CEM2539T	41	5,325	GO3	378	4064M
CEM2539T-G	159	5,487	HV3	378	4064M
CEM2542T	41	5,585	GO3	375	4058M
CEM2542T-G	160	5,785	HV3	375	4058M
CEM2543T	41	5,792	GO3	494	4256M
CEM2543T-G	160	6,024	HV3	497	4256M
CEM2546T	41	6,852	GO3	472	4250M
CEM2546T-G	160	7,243	HV3	616	-
CEM2547T	41	7,207	GO3	542	4278M
CEM2547T-G	160	7,756	HV3	565	4278M
CEM2549T	41	8,859	GO3	475	4254M
CEM2549T-G	160	9,655	HV3	750	-
CEM2550T	41	9,406	GO3	574	4266M
CEM2550T-4G	160	13,402	HV3	898	-
CEM2551T	41	8,634	GO3	457	4462M
CEM2551T-G	160	9,397	HV3	597	4462M
CEM2554T-4	41	11,710	GO3	894	-
CEM2555T	41	10,036	GO3	945	4484M
CEM2555T-4G	160	13,597	HV3	898	-
CEM2559T-4	41	12,068	GO3	955	-
CEM31104	40	479	GO3	24	3416M
CEM31107	40	510	GO3	20	3416M
CEM31108	40	525	GO3	31	3424M
CEM31112	40	575	GO3	35	3516M
CEM31115	40	618	GO3	37	3512M
CEM31115-G	159	800	HV3	37	3512M
CEM31155	40	700	GO3	43	3524M
CEM3116T	40	749	GO3	35	3520M
CEM3116T-G	159	970	HV3	37	3520M
CEM3120T	40	650	GO3	34	3518M
CEM3120T-G	159	856	HV3	34	3518M
CEM3154T	40	781	GO3	31	3522M
CEM3154T-G	159	1,006	HV3	37	3522M
CEM3155T-G	159	978	HV3	43	3524M
CEM3156T	40	765	GO3	41	3526M
CEM3156T-G	159	988	HV3	39	3524M
CEM3157T	40	834	GO3	41	3526M
CEM3157T-G	159	1,068	HV3	41	3526M
CEM3158T	40	765	GO3	46	3530M
CEM3158T-G	159	988	HV3	51	3530M
CEM3207T	40	923	GO3	68	3628M
CEM3207T-G	159	1,143	HV3	67	-
CEM3211T	40	930	GO3	71	3630M
CEM3211T-G	159	1,151	HV3	74	3630M
CEM3212T	40	866	GO3	64	3622M
CEM3212T-G	159	1,077	HV3	70	-
CEM3215T	40	942	GO3	82	3636M
CEM3215T-G	159	1,165	HV3	79	-
CEM3218T	40	1,012	GO3	87	3640M
CEM3218T-G	159	1,245	HV3	92	3640M
CEM3219T	40	1,331	GO3	77	3632M
CEM3219T-G	159	1,612	HV3	75	-
CEM3305T	40	1,269	GO3	131	3734M
CEM3305T-G	159	1,448	HV3	131	3734M
CEM3309T	40	1,613	GO3	141	3744M
CEM3309T-G	159	1,844	HV3	141	3744M
CEM3311T	40	1,543	GO3	118	3734M
CEM3311T-G	159	1,764	HV3	130	3734M
CEM3312T	40	1,602	GO3	121	3728M
CEM3312T-G	159	1,831	HV3	121	3728M
CEM3313T	40	1,834	GO3	133	3742M
CEM3313T-G	159	2,098	HV3	148	3742M
CEM3314T	40	2,207	GO3	128	3734M
CEM3314T-G	159	2,527	HV3	131	3734M
CEM3538-BG	153	854	HV3	33	3514M
CEM3542-BG	153	881	HV3	37	3516M
CEM3545	30	669	GE3	33	3516M
CEM3545-G	155	907	HV3	38	3516M

Catalog Number	Page Number	List Price	Disc. Sym.	Ship Wgt(1)	Type Code
CEM3546	30	766	GE3	36	3520M
CEM3546-5	31	766	GE3	38	3520M
CEM3546-8	31	766	GE3	38	3520M
CEM3546T	30	689	GE3	36	3520M
CEM3546T-5	31	689	GE3	37	3520M
CEM3546T-BG	153	907	HV3	38	3520M
CEM3546T-G	155	1,039	HV3	38	3520M
CEM3550	30	754	GE3	37	3520M
CEM3550T	30	764	GE3	40	3520M
CEM3550T-G	155	1,025	HV3	41	3520M
CEM3554-5	31	848	GE3	41	3526M
CEM3554T	30	762	GE3	42	3526M
CEM3554T-5	31	762	GE3	42	3526M
CEM3554T-BG	153	935	HV3	41	3526M
CEM3554T-G	155	1,133	HV3	41	3526M
CEM3555	30	823	GE3	46	3526M
CEM3555T	30	833	GE3	44	3526M
CEM3555T-G	155	1,105	HV3	46	3526M
CEM3556	30	874	GE3	41	3526M
CEM3556T	30	884	GE3	43	3526M
CEM3556T-G	155	1,163	HV3	46	3526M
CEM3558	30	895	GE3	46	3528M
CEM3558-5	31	895	GE3	45	3528M
CEM3558T	30	804	GE3	46	3530M
CEM3558T-5	31	804	GE3	47	3528M
CEM3558T-BG	153	962	HV3	45	3528M
CEM3558T-G	155	1,188	HV3	45	3530M
CEM3559	30	899	GE3	50	3532M
CEM3559T	30	909	GE3	52	3532M
CEM3559T-5	31	909	GE3	52	3532M
CEM3559T-G	155	1,383	HV3	53	3532M
CEM3581T	30	978	GE3	54	0518M
CEM3581T-5	31	978	GE3	54	0518M
CEM3583T	30	1,031	GE3	55	0520M
CEM3583T-5	31	1,031	GE3	54	0520M
CEM3584T	30	1,012	GE3	60	0526M
CEM3584T-5	31	1,012	GE3	63	0526M
CEM3586T	30	1,079	GE3	60	0526M
CEM3586T-5	31	1,079	GE3	60	0526M
CEM3587T	30	1,058	GE3	62	0528M
CEM3587T-5	31	1,058	GE3	61	0528M
CEM3607T	30	1,061	GE3	77	3632M
CEM3607T-G	155	1,374	HV3	72	3632M
CEM3610T	30	954	GE3	50	3532M
CEM3610T-5	31	954	GE3	58	3532M
CEM3610T-G	155	1,470	HV3	50	-
CEM3611T	30	854	GE3	75	3632M
CEM3611T-5	31	854	GE3	75	3632M
CEM3611T-BG	153	1,109	HV3	70	3632M
CEM3611T-G	155	1,260	HV3	78	3632M
CEM3613T	31	1,050	GE3	78	3630M
CEM3613T-5	32	1,050	GE3	78	3630M
CEM3613T-G	155	1,361	HV3	79	3630M
CEM3614T	30	1,109	GE3	97	3644M
CEM3614T-G	155	1,429	HV3	100	3644M
CEM3615T	31	880	GE3	93	3642M
CEM3615T-5	32	880	GE3	93	3642M
CEM3615T-BG	153	1,188	HV3	93	3642M
CEM3615T-G	155	1,293	HV3	97	3642M
CEM3616T	31	1,362	GE3	101	3646M
CEM3660T	30	1,195	GE3	91	0618M
CEM3660T-5	31	1,195	GE3	89	0618M
CEM3661T	30	1,226	GE3	104	0632M
CEM3661T-5	31	1,226	GE3	102	0632M
CEM3663T	31	1,448	GE3	99	0628M
CEM3663T-5	32	1,448	GE3	99	0628M
CEM3664T	30	1,336	GE3	115	0642M
CEM3665T	31	1,252	GE3	114	0642M
CEM3665T-5	32	1,252	GE3	113	0642M
CEM3704T	30	1,488	GE3	141	3738M
CEM3704T-G	155	1,866	HV3	139	3738M
CEM3708T	31	1,663	GE3	185	3752M
CEM3708T-G	155	2,067	HV3	226	0748M
CEM3709T	31	1,604	GE3	120	3728M
CEM3709T-G	155	1,999	HV3	125	3728M

(1) Shipping weight (lbs.) is approximate.

Index

Catalog Number	Page Number	List Price	Disc. Sym.	Ship Wgt(1)	Type Code
CEM3710T	31	1,301	GE3	151	3738M
CEM3710T-5	32	1,301	GE3	151	3738M
CEM3710T-G	155	1,839	HV3	139	3738M
CEM3711T	31	1,624	GE3	121	3730M
CEM3711T-5	32	1,624	GE3	123	3728M
CEM3711T-G	155	2,022	HV3	122	3730M
CEM3713T	31	2,234	GE3	182	3752M
CEM3713T-5	32	2,234	GE3	169	3752M
CEM3714T	31	1,452	GE3	165	3752M
CEM3714T-5	32	1,452	GE3	165	3752M
CEM3714T-G	155	2,036	HV3	168	3752M
CEM3764T	30	1,737	GE3	173	0736M
CEM3768T	31	1,984	GE3	190	0746M
CEM3769T	31	1,757	GE3	206	0726M
CEM3769T-5	32	1,757	GE3	179	0724M
CEM3770T	31	1,700	GE3	170	0738M
CEM3770T-5	32	1,700	GE3	170	0738M
CEM3771T	31	2,026	GE3	182	0730M
CEM3771T-5	32	2,026	GE3	182	0730M
CEM3774T	31	1,883	GE3	195	0748M
CEM3774T-5	32	1,883	GE3	231	0748M
CEM4100T-G	155	5,508	HV3	391	1046M
CEM4102T-G	155	6,987	HV3	437	1054M
CEM4103T	31	4,431	GE3	437	1054M
CEM4103T-5	32	4,431	GE3	437	1056M
CEM4103T-G	155	5,252	HV3	437	1054M
CEM4104T	31	5,112	GE3	425	1056M
CEM4104T-5	32	5,112	GE3	449	1056M
CEM4104T-G	156	6,035	HV3	437	1056M
CEM4106T	31	3,349	GE3	265	0936M
CEM4106T-5	32	3,349	GE3	280	0936M
CEM4106T-G	155	3,979	HV3	270	0936M
CEM4107T	31	4,383	GE3	303	0944M
CEM4107T-G	155	5,197	HV3	396	1048M
CEM4108T	31	5,062	GE3	429	1048M
CEM4108T-G	156	5,978	HV3	396	1048M
CEM4109T	31	6,770	GE3	470	1058M
CEM4109T-G	156	7,945	HV3	587	1256M
CEM4110T	31	6,566	GE3	590	1254M
CEM4110T-G	156	7,710	HV3	578	1254M
CEM4111T-G	155	7,908	HV3	605	1260M
CEM4114T	31	7,322	GE3	578	1252M
CEM4114T-G	156	8,597	HV3	635	1266M
CEM4115T	31	7,092	GE3	780	1272M
CEM4115T-G	156	8,315	HV3	700	1272M
CEM4117T-G	156	8,952	HV3	640	1264M
CEM4310T	31	10,003	GE3	830	A36048M
CEM4310T-G	156	11,717	HV3	999	A36056M
CEM4313T	31	11,478	GE3	905	A36052M
CEM4313T-G	156	13,413	HV3	1,005	A36068M
CEM4314T	31	9,890	GE3	915	A36062M
CEM4314T-G	156	11,586	HV3	961	A3658M
CEM4316T	31	11,400	GE3	907	A36070M
CEM4316T-G	156	13,323	HV3	965	A36070M
CEM4400T	31	14,166	GE3	1,360	A40064M
CEM4400T-G	156	18,144	HV3	1,326	A40064M
CENCP83580T-4	56	1,039	SD8	61	0520M
CENCP83581T-4	56	1,130	SD8	64	0524M
CENM3546	30	766	GE3	38	3520M
CESSWDM23933T	82	6,245	WDS	293	3956M
CESSWDM23933T-5	83	6,245	WDS	281	3956M
CESSWDM23934T	82	7,242	WDS	299	3960M
CESSWDM23994T	82	6,345	WDS	293	3952M
CESSWDM3545	82	1,411	WDS	39	3520M
CESSWDM3545-H	82	1,411	WDS	38	3520M
CESSWDM3546	82	1,405	WDS	41	3524M
CESSWDM3546-5	83	1,405	WDS	46	3524M
CESSWDM3546-H	82	1,405	WDS	41	3524M
CESSWDM3546T	82	1,426	WDS	52	3524M
CESSWDM3546T-5	83	1,426	WDS	51	3524M
CESSWDM3550	82	1,419	WDS	56	3532M
CESSWDM3550-5	83	1,419	WDS	50	3532M
CESSWDM3550-H	82	1,419	WDS	50	3532M
CESSWDM3550T	82	1,431	WDS	60	3532M
CESSWDM3554	82	1,432	WDS	41	3526M
CESSWDM3554-H	82	1,432	WDS	45	3528M
CESSWDM3554T	82	1,453	WDS	55	3528M
CESSWDM3554T-5	83	1,453	WDS	56	3528M
CESSWDM3555T	82	1,734	WDS	60	3532M
CESSWDM3558	82	1,725	WDS	45	3528M
CESSWDM3558-H	82	1,725	WDS	45	3528M
CESSWDM3558T	82	1,746	WDS	45	3528M
CESSWDM3558T-5	83	1,746	WDS	45	3528M
CESSWDM3559T	82	2,089	WDS	74	3546M
CESSWDM3559T-5	83	2,089	WDS	73	3546M
CESSWDM3610T	82	2,231	WDS	90	3624M
CESSWDM3611T	82	2,041	WDS	94	3636M
CESSWDM3611T-5	83	2,041	WDS	92	3636M
CESSWDM3613T	82	2,374	WDS	106	3636M
CESSWDM3613T-5	83	2,374	WDS	106	3636M
CESSWDM3615T	82	2,297	WDS	112	3646M
CESSWDM3615T-5	83	2,297	WDS	112	3646M
CESSWDM3709T	82	2,786	WDS	166	3734M
CESSWDM3709T-5	83	2,786	WDS	129	3734M
CESSWDM3710T	82	2,873	WDS	137	3740M
CESSWDM3710T-5	83	2,873	WDS	139	3738M
CESSWDM3711T	82	3,109	WDS	184	3744M
CESSWDM3711T-5	83	3,109	WDS	154	3744M
CESSWDM3713T	82	4,665	WDS	187	3756M
CESSWDM3714T	82	3,169	WDS	190	3756M
CESSWDM3714T-5	83	3,169	WDS	185	3754M
CESSWDM41906T	82	7,283	WDS	312	3960M
CESSWDNM3555-H	82	1,891	WDS	61	3532M
CESSWDNM3555T-5	83	1,734	WDS	61	3546M
CESSWDNM3556-H	82	1,591	WDS	64	3544M
CESSWDNM3558-5	83	1,725	WDS	63	3546M
CESSWDNM3610T-5	83	2,231	WDS	96	3646M
CESSWDNM3611T-5	83	2,041	WDS	101	3646M
CESWDM3546	85	1,150	WDP	40	3524M
CESWDM3546-5	86	1,150	WDP	39	3524M
CESWDM3546T	85	1,125	WDP	39	3524M
CESWDM3546T-5	86	1,125	WDP	39	3524M
CESWDM3554	85	1,174	WDP	50	3534M
CESWDM3554-5	86	1,174	WDP	47	3534M
CESWDM3554T	85	1,205	WDP	50	3534M
CESWDM3554T-5	86	1,205	WDP	47	3534M
CESWDM3555T	85	1,427	WDP	52	3532M
CESWDM3558	85	1,389	WDP	45	3528M
CESWDM3558T	85	1,479	WDP	56	3536M
CESWDM3559T	85	1,756	WDP	62	3546M
CESWDM3611T	85	1,809	WDP	79	3632M
CESWDM3613T	85	2,227	WDP	88	3636M
CESWDM3615T	85	2,105	WDP	92	3642M
CESWDM3709T	85	2,811	WDP	134	3734M
CESWDM3710T	85	2,590	WDP	135	3740M
CESWDM3711T	85	3,116	WDP	154	3744M
CESWDM3714T	85	2,947	WDP	165	3752M
CESWDNM3558-5	86	1,389	WDP	56	3538M
CEUHM3546	194	672	UH3	38	3520M
CEUHM3546T	194	681	UH3	39	3520M
CEUHM3554	194	710	UH3	41	3526M
CEUHM3554T	194	719	UH3	45	3526M
CEUHM3558	194	784	UH3	45	3528M
CEUHM3558T	194	792	UH3	50	3528M
CEUHM3611T	194	926	UH3	73	3632M
CEUHM3615T	194	1,017	UH3	94	3642M
CEWDBM3538	95, 203	2,086	WDW	42	3516M
CEWDBM3542	95, 203	2,254	WDW	42	3516M
CEWDBM3546	95, 203	2,314	WDW	50	3524M
CEWDBM3546T	95, 203	2,338	WDW	51	3524M
CEWDBM3554T	95, 203	2,518	WDW	61	3534M
CEWDBM3558T	95, 203	2,562	WDW	60	3528M
CEWDBM3611T	95, 203	3,100	WDW	93	3632M
CEWDBM3615T	95, 203	3,745	WDW	110	3642M
CEWDM2280T	100	5,669	WDW	256	0940M
CEWDM22976T	91	3,861	WDW	280	3954M
CEWDM23932T	91	4,389	WDW	289	3956M
CEWDM23933T	91	5,172	WDW	256	3942M
CEWDM23933T-5	93	5,172	WDW	258	3942M
CEWDM23934T	91	5,998	WDW	283	3952M

(1) Shipping weight (lbs.) is approximate.

Index

Catalog Number	Page Number	List Price	Disc. Sym.	Ship Wgt(1)	Type Code
CEWDM23934T-5	93	5,998	WDW	289	3952M
CEWDM2395T	100	8,971	WDW	455	1060M
CEWDM23994T	91	5,255	WDW	188	3752M
CEWDM2401T	100	6,097	WDW	320	0960M
CEWDM2402T	100	6,915	WDW	391	1046M
CEWDM3545	90	1,039	WDW	33	3516M
CEWDM3545T	90	1,017	WDW	35	3516M
CEWDM3546	90	1,044	WDW	41	3524M
CEWDM3546-5	93	1,044	WDW	39	3524M
CEWDM3546-H	90	1,044	WDW	39	3524M
CEWDM3546T	90	1,065	WDW	37	3524M
CEWDM3546T-5	93	1,065	WDW	38	3524M
CEWDM3550	90	1,068	WDW	46	3528M
CEWDM3550-H	90	1,068	WDW	48	3528M
CEWDM3550T	90	1,091	WDW	48	3528M
CEWDM3554	90	1,092	WDW	50	3534M
CEWDM3554-H	90	1,092	WDW	56	3534M
CEWDM3554T	90	1,115	WDW	48	3534M
CEWDM3554T-5	93	1,115	WDW	46	3534M
CEWDM3555	90	1,155	WDW	35	3526M
CEWDM3555-H	90	1,155	WDW	41	3526M
CEWDM3555T	90	1,178	WDW	45	3526M
CEWDM3556	90	1,172	WDW	43	3526M
CEWDM3556-H	90	1,172	WDW	41	3526M
CEWDM3556T	90	1,203	WDW	41	3526M
CEWDM3558	90	1,191	WDW	48	3530M
CEWDM3558-H	90	1,191	WDW	48	3530M
CEWDM3558T	90	1,229	WDW	46	3528M
CEWDM3558T-5	93	1,229	WDW	46	3528M
CEWDM3559T	91	1,451	WDW	60	3532M
CEWDM3559T-5	93	1,451	WDW	52	3532M
CEWDM3607T	90	1,299	WDW	72	3632M
CEWDM3610T	91	1,368	WDW	57	3532M
CEWDM3611T	91	1,614	WDW	78	3632M
CEWDM3611T-5	93	1,614	WDW	77	3632M
CEWDM3613T	91	1,920	WDW	80	3630M
CEWDM3613T-5	93	1,920	WDW	70	3630M
CEWDM3614T	90	1,441	WDW	93	3644M
CEWDM3615T	91	1,829	WDW	96	3642M
CEWDM3615T-5	93	1,829	WDW	94	3642M
CEWDM3616T	91	2,282	WDW	101	3646M
CEWDM3617T	90	1,876	WDW	65	3628M
CEWDM3618T	90	2,183	WDW	101	3646M
CEWDM3702T	90	3,069	WDW	111	3744M
CEWDM3704T	91	1,899	WDW	136	3738M
CEWDM3705T	91	3,497	WDW	111	3744M
CEWDM3708T	91	2,249	WDW	185	3752M
CEWDM3709T	91	2,705	WDW	143	3728M
CEWDM3709T-5	93	2,705	WDW	143	3738M
CEWDM3710T	91	2,314	WDW	151	3738M
CEWDM3710T-5	93	2,314	WDW	130	3738M
CEWDM3711T	91	2,977	WDW	122	3730M
CEWDM3711T-5	93	2,977	WDW	122	3728M
CEWDM3713T	91	3,741	WDW	174	3752M
CEWDM3714T	91	2,630	WDW	165	3752M
CEWDM3714T-5	93	2,630	WDW	165	3752M
CEWDM4100T	100	5,244	WDW	447	1054M
CEWDM4102T	100	6,847	WDW	429	1056M
CEWDM4103T	100	4,896	WDW	437	1054M
CEWDM4104T	100	5,577	WDW	437	1056M
CEWDM4107T	100	5,075	WDW	307	0944M
CEWDM4108T	100	6,017	WDW	299	0950M
CEWDM4109T	100	8,095	WDW	470	1058M
CEWDM4110T	100	7,176	WDW	578	1254M
CEWDM4111T	100	7,239	WDW	605	1260M
CEWDM4112T	100	10,238	WDW	606	1256M
CEWDM4114T	100	8,440	WDW	575	1252M
CEWDM4115T	100	8,268	WDW	700	1272M
CEWDM4116T	100	12,563	WDW	606	1256M
CEWDM4117T	100	9,074	WDW	640	1264M
CEWDM41906T	91	6,031	WDW	274	3940M
CEWDM4308T	100	11,652	WDW	908	A36062M
CEWDM4310T	100	12,445	WDW	999	A36056M
CEWDM4312T	100	12,348	WDW	908	A36062M
CEWDM4313T	100	13,332	WDW	1,005	A36068M

Catalog Number	Page Number	List Price	Disc. Sym.	Ship Wgt(1)	Type Code
CEWDM4314T	100	11,797	WDW	961	A3658M
CEWDM4316T	100	12,741	WDW	965	A36070M
CEWDM4338T	100	13,311	WDW	813	A36050M
CEWDM4348T	100	15,160	WDW	875	A36062M
CEWDM4403T	100	16,755	WDW	1,322	A40064M
CEWDM4404T	100	20,127	WDW	1,322	A40064M
CEWDM4419T	100	26,919	WDW	1,815	A44072M
CEWDM4458T	100	20,364	WDW	1,216	A40060M
CEWDM4468T	100	21,719	WDW	1,216	A40060M
CEWDNM3545	90	981	WDW	35	3516M
CEWDNM3545-H	90	981	WDW	35	3516M
CEWDNM3558T	90	1,200	WDW	54	3538M
CFDL3504M	177	695	FD1	28	3421L
CFDL3507M	177	807	FD1	39	3432LC
CFDL3510M	177	911	FD1	47	3524L
CFDL3514M	177	1,024	FD1	51	3532LC
CFDL3516TM	177	1,298	FD1	53	3535LC
CFM3036A	169	566	HV3	24	3418M
CFM3046A	169	614	HV3	33	3428M
CFM3136A	169	586	HV3	28	3516M
CFM3146A	169	633	HV3	33	3520M
CFM3156A	169	722	HV3	38	3522M
CFM3166A	169	785	HV3	48	3534M
CFSWDL3503	74	1,381	WDF	33	3516L
CFSWDL3504	74	1,480	WDF	41	3524L
CFSWDL3506	74	1,529	WDF	33	3516L
CFSWDL3507	74	1,619	WDF	47	3532L
CFSWDL3509	74	1,632	WDF	41	3524L
CFSWDL3510	74	1,741	WDF	63	3540L
CFSWDM22976T-E	76	6,936	WDF	255	3954M
CFSWDM23932T-E	76	7,885	WDF	290	3964M
CFSWDM23933T-5E	76	6,932	WDF	281	3956M
CFSWDM23933T-E	76	6,932	WDF	281	3956M
CFSWDM23934T-E	76	7,929	WDF	290	3960M
CFSWDM23994T-E	76	7,032	WDF	260	3952M
CFSWDM3537-5E	76	1,649	WDF	35	3516M
CFSWDM3537-E	75	1,624	WDF	35	3516M
CFSWDM3538-5E	76	1,673	WDF	35	3516M
CFSWDM3538-E	75	1,648	WDF	38	3516M
CFSWDM3539-E	75	1,980	WDF	37	3522M
CFSWDM3541-E	75	1,678	WDF	41	3520M
CFSWDM3542-5E	76	1,729	WDF	41	3522M
CFSWDM3542-E	75	1,704	WDF	37	3522M
CFSWDM3543-E	75	2,035	WDF	45	3530M
CFSWDM3545-E	75	1,762	WDF	38	3520M
CFSWDM3546-5E	76	1,805	WDF	41	3522M
CFSWDM3546-E	75	1,780	WDF	37	3522M
CFSWDM3546T-5E	76	1,819	WDF	41	3522M
CFSWDM3546T-E	75	1,794	WDF	37	3522M
CFSWDM3550-E	75	1,863	WDF	50	3532M
CFSWDM3550T-E	75	1,878	WDF	50	3532M
CFSWDM3554-5E	76	1,927	WDF	45	3528M
CFSWDM3554-E	75	1,902	WDF	45	3528M
CFSWDM3554T-5E	76	1,978	WDF	45	3528M
CFSWDM3554T-E	75	1,953	WDF	48	3528M
CFSWDM3555-E	75	2,199	WDF	50	3532M
CFSWDM3555T-E	75	2,213	WDF	50	3532M
CFSWDM3556-E	75	2,104	WDF	45	3534M
CFSWDM3558-5E	76	2,198	WDF	45	3528M
CFSWDM3558-E	75	2,198	WDF	45	3528M
CFSWDM3558T-5E	76	2,264	WDF	45	3528M
CFSWDM3558T-E	75	2,239	WDF	45	3528M
CFSWDM3559-E	75	2,496	WDF	61	3546M
CFSWDM3559T-5E	76	2,633	WDF	61	3546M
CFSWDM3559T-E	75	2,608	WDF	61	3546M
CFSWDM3607T-E	75	2,332	WDF	90	3640M
CFSWDM3611T-5E	76	2,752	WDF	86	3636M
CFSWDM3611T-E	75	2,688	WDF	83	3636M
CFSWDM3613T-5E	76	2,910	WDF	84	3634M
CFSWDM3613T-E	76	2,846	WDF	84	3634M
CFSWDM3614T-E	75	2,589	WDF	101	3646M
CFSWDM3615T-5E	76	2,931	WDF	101	3646M
CFSWDM3615T-E	76	2,867	WDF	101	3646M
CFSWDM3704T-E	75	3,411	WDF	158	3748M
CFSWDM3708T-E	76	4,040	WDF	179	3756M

(1) Shipping weight (lbs.) is approximate.

Index

Catalog Number	Page Number	List Price	Disc. Sym.	Ship Wgt(1)	Type Code
CFSWDM3709T-5E	76	3,570	WDF	131	3734M
CFSWDM3709T-E	76	3,570	WDF	129	3734M
CFSWDM3710T-5E	76	3,644	WDF	139	3740M
CFSWDM3710T-E	76	3,644	WDF	170	3740M
CFSWDM3711T-5E	76	4,048	WDF	154	3744M
CFSWDM3711T-E	76	4,048	WDF	149	3744M
CFSWDM3713T-E	76	6,071	WDF	188	3756M
CFSWDM3714T-5E	76	4,290	WDF	187	3756M
CFSWDM3714T-E	76	4,290	WDF	187	3756M
CFSWDM41900T	76	8,880	WDF	392	4072M
CFSWDM41902T	76	11,355	WDF	383	4072M
CFSWDM41903T	76	10,139	WDF	378	4068M
CFSWDM41904T	76	11,660	WDF	395	4074M
CFSWDM41906T-E	76	7,970	WDF	295	3960M
CFSWDM41907T	76	10,196	WDF	374	4056M
CFSWDM41908T	76	11,726	WDF	389	4068M
CFSWDNM3554-E	75	1,839	WDF	59	3540M
CFSWDNM3554T-E	75	1,890	WDF	59	3540M
CFSWDNM3555-E	75	2,104	WDF	61	3546M
CFSWDNM3555T-E	75	2,150	WDF	61	3546M
CFSWDNM3556-E	75	2,041	WDF	64	3544M
CFSWDNM3558-E	75	2,135	WDF	59	3546M
CFSWDNM3558T-E	75	2,176	WDF	63	3546M
CFSWDNM3610T-E	75	2,699	WDF	96	3646M
CFSWDNM3611T-E	75	2,607	WDF	101	3646M
CHC144A	172	347	HV1	21	3411C
CHC164A	172	403	HV1	22	3411C
CHC244A	172	387	HV1	22	3414C
CHC264A	172	467	HV1	26	3416C
CHC3413A	184	399	FD1	22	3414C
CHC3416A	184	434	FD1	25	3418C
CHC3417A	184	543	FD1	26	3421C
CHC345A	172	438	HV1	27	3420C
CHC3504A	184	485	FD1	25	3420C
CHC3525A	184	623	FD1	40	3528C
CHC3526A	184	771	FD1	50	3535C
CHC365A	172	504	HV1	31	3428C
CHC445A	172	499	HV1	35	3428C
CHC545A	172	534	HV1	45	3528C
CHC565A	172	722	HV1	51	3535C
CHL3510A	184	525	FD1	47	3528LC
CHM164A	172	408	HV3	20	3411M
CHM264A	172	435	HV3	19	3414M
CHM344A	172	416	HV3	23	3416M
CHM345A	172	419	HV3	24	3416M
CHM364A	172	473	HV3	25	3418M
CHM365A	172	477	HV3	28	3418M
CHM465A	172	545	HV3	34	3428M
CHM545A	172	526	HV3	34	3428M
CHM565A	172	620	HV3	40	3524M
CJEWDM3545	96, 129	1,057	WDW	38	3520M
CJEWDM3550	96, 129	1,117	WDW	41	3526M
CJEWDM3555	96, 129	1,239	WDW	41	3526M
CJEWDM3559	96, 129	1,468	WDW	64	3540M
CJL1205A	126	332	PJ1	23	3416L
CJL1301A	126	497	PJ1	23	3414L
CJL1303A	126	344	PJ1	30	3420L
CJL1304A	126	562	PJ1	25	3418L
CJL1306A	126	439	PJ1	30	3424L
CJL1307A	126	644	PJ1	35	3520L
CJL1309A	126	450	PJ1	32	3428L
CJL1313A	126	624	PJ1	37	3432LC
CJL1317A	126	835	PJ1	45	3528L
CJL3501A	125	455	PJ1	23	3414L
CJL3504A	125	536	PJ1	28	3421L
CJL3507A	125	653	PJ1	34	3428LC
CJL3509A	125	661	PJ1	41	3524L
CJL3513A	125	726	PJ1	47	3528L
CJL3515A	125	853	PJ1	53	3535L
CJM3104	128	383	PJ3	22	3413M
CJM3107	128	351	PJ3	22	3413M
CJM3108	128	428	PJ3	24	3416M
CJM3111	128	401	PJ3	28	3416M
CJM3112	128	459	PJ3	27	3420M
CJM3115	128	448	PJ3	29	3420M
CJM3120	128	546	PJ3	31	3424M
CJM3155	128	649	PJ3	34	3430M
CJM3158	128	768	PJ3	41	3524M
CJM3538	127	475	PJ3	23	3416M
CJM3542	127	503	PJ3	25	3420M
CJWDM3463	96, 129	671	WDW	33	3514M
CL1408TM	21, 190	1,088	GO1	80	3634LC
CL1410TM	21, 190	1,312	GO1	88	3640LC
CL3403	18	391	GE1	22	3411L
CL3405	18	390	GE1	21	3413L
CL3501	18	408	GE1	23	3414L
CL3503	18	409	GE1	23	3413L
CL3504	18	477	GE1	28	3421L
CL3506	18	455	GE1	29	3424L
CL3507	18	569	GE1	34	3428LC
CL3509	18	526	GE1	36	3520L
CL3510	18	642	GE1	40	3524L
CL3513	18	681	GE1	46	3528L
CL3514	18	762	GE1	51	3532LC
CL3515	18	878	GE1	50	3535L
CL3515T	18	885	GE1	53	3535L
CL3516TM	18, 190	1,131	GE1	53	3535LC
CL3608TM	18, 190	1,594	GE1	92	3640LC
CL3612TM	18, 190	1,542	GE1	102	3646LC
CL3619TM	18, 190	1,471	GE1	81	3634LC
CL3709T	18	2,030	GE1	126	3735LC
CL3710T	18	2,055	GE1	127	3734LC
CL3711T	18	2,590	GE1	167	3744LC
CL3712T	18	2,621	GE1	171	3748LC
CM3534	30	335	GE3	21	3413M
CM3534-5	31	335	GE3	21	3413M
CM3537	30	392	GE3	20	3410M
CM3538	30	371	GE3	23	3416M
CM3538-5	31	371	GE3	23	3416M
CM3538-8	31	473	GE3	23	3416M
CM3539	30	612	GE3	23	3418M
CM3541	30	428	GE3	22	3413M
CM3542	30	394	GE3	26	3420M
CM3542-5	31	394	GE3	26	3420M
CM3543	30	624	GE3	23	3428M
CMTG100XPYIV	263	3,500	R3B	9	-
CMTG50XPYIV	263	3,500	R3B	9	-
CNDM3538	59	655	SDD	33	3512M
CNDM3542	59	681	SDD	30	3514M
CNEDM3546	59	1,004	SDD	39	3524M
CNEDM3546T	59	1,014	SDD	39	3524M
CNEDM3554T	59	1,096	SDD	50	3534M
CNM3454/35	30	524	GE3	31	3512M
CNM3457	30	385	GE3	21	3410M
CNM3531	30	666	GE3	31	3516M
CNM3538/35	30	536	GE3	28	3512M
CNM3539	30	654	GE3	40	3524M
CNM3542	30	481	GE3	31	3514M
CPX14146T	112	1,583	XSM	80	0518M
CPX141546T	112	1,608	XSM	62	0526M
CPX14246T	112	1,649	XSM	120	0528M
CPX18326T	112	2,195	XSM	127	0618M
CPX18346T	112	1,757	XSM	127	0632M
CPX18526T	112	2,573	XSM	150	0640M
CPX18546T	112	2,086	XSM	125	0642M
CPX21126T	112	3,115	XSM	174	0730M
CPX21146T	112	3,639	XSM	252	0750M
CPX21366T	112	2,951	XSM	221	0736M
CPX21566T	112	3,275	XSM	245	0748M
CPX21726T	112	2,968	XSM	171	0732M
CPX21746T	112	2,645	XSM	228	0738M
CPX251526T	112	3,522	XSM	349	0934M
CPX251546T	112	4,127	XSM	375	X0944M
CPX25166T	112	4,492	XSM	401	0956M
CPX25226T	112	4,816	XSM	390	X0950M
CPX25246T	112	5,346	XSM	366	X0960M
CPX25766T	112	3,736	XSM	374	0954M
CPX281566T	112	7,240	XSM	478	1046M
CPX282526T	112	6,210	XSM	445	X1038M
CPX282546T	112	6,486	XSM	506	1054M

(1) Shipping weight (lbs.) is approximate.

Index

Catalog Number	Page Number	List Price	Disc. Sym.	Ship Wgt(1)	Type Code
CPX28266T	112	7,433	XSM	475	1056M
CPX28326T	112	7,564	XSM	495	X1046M
CPX28346T	112	7,907	XSM	461	1056M
CPX322566T	112	9,294	XSM	619	1260M
CPX32366T	112	10,254	XSM	647	1264M
CPX32426T	112	9,422	XSM	593	1252M
CPX32446T	112	10,597	XSM	605	1254M
CPX32526T	112	12,064	XSM	648	1264M
CPX32546T	112	12,301	XSM	790	1276M
CPX36466T	112	11,884	XSM	908	A36062M
CPX36566T	112	13,413	XSM	908	A36062M
CPX36626T	113	13,695	XSM	999	A36056M
CPX36646T	113	13,759	XSM	910	A36062M
CPX36726T	113	14,283	XSM	1,005	A36068M
CPX36746T	113	15,134	XSM	965	A36070M
CPX40146T	113	17,576	XSM	1,326	A40064M
CPX40666T	113	16,964	XSM	1,322	A40064M
CPX40766T	113	17,570	XSM	1,375	A40072M
CPX441246T	113	21,217	XSM	1,669	A44076M
CPX441546T	113	23,711	XSM	1,826	A4488M
CPX44166T	113	20,869	XSM	1,800	A44062M
CPX44246T	113	32,808	XSM	2,676	A44120M
CPX442546T	113	39,370	XSM	3,027	A44160M
CSPM3546T	193	3,299	DPP	37	3520M
CSPM3558T	193	3,735	DPP	55	3530M
CSPM3611T	193	4,457	DPP	70	3544M
CSSWDM3457	82	1,054	WDS	33	3512M
CSSWDM3534	82	1,109	WDS	33	3512M
CSSWDM3537	82	1,245	WDS	36	3512M
CSSWDM3537-H	82	1,245	WDS	37	3516M
CSSWDM3538	82	1,336	WDS	37	3512M
CSSWDM3538-5	83	1,336	WDS	37	3512M
CSSWDM3538-H	82	1,336	WDS	33	3516M
CSSWDM3539-H	82	1,441	WDS	37	3524M
CSSWDM3541	82	1,287	WDS	43	3518M
CSSWDM3541-H	82	1,287	WDS	34	3520M
CSSWDM3542	82	1,383	WDS	42	3518M
CSSWDM3542-5	83	1,383	WDS	41	3518M
CSSWDM3542-H	82	1,383	WDS	34	3518M
CSSWDM3543-H	82	1,564	WDS	51	3524M
CSWDM3537	85	731	WDP	29	3512M
CSWDM3537-5	86	731	WDP	37	3512M
CSWDM3538	85	715	WDP	27	3512M
CSWDM3538-5	86	715	WDP	33	3512M
CSWDM3539	85	1,000	WDP	38	3522M
CSWDM3541	85	767	WDP	36	3518M
CSWDM3541-5	86	767	WDP	39	3518M
CSWDM3542	85	825	WDP	30	3514M
CSWDM3542-5	86	825	WDP	30	3514M
CSWDM3543	85	1,207	WDP	47	3530M
CTM1760T	167	3,455	HV3	210	0750M
CTM1761T	167	4,381	HV3	290	0940M
CTM1762T	167	5,293	HV3	299	0944M
CTM1763T	167	6,158	HV3	342	1040M
CTM1764T	167	7,069	HV3	333	1050M
CTM1765T	167	9,280	HV3	619	1262M
CTM1766T	167	10,949	HV3	657	1272M
CTM1767T	167	15,857	HV3	836	A36052M
CTM2276T	166	2,025	HV3	179	0756M
CTM2332T	166	2,254	HV3	275	0946M
CTM2333T	166	2,472	HV3	236	0756M
CTM2334T	166	2,756	HV3	245	0760M
CTM3665T	166	1,095	HV3	100	0634M
CTM3768T	166	1,660	HV3	206	0736M
CTM3770T	166	1,458	HV3	164	0730M
CTM3774T	166	1,861	HV3	170	0736M
CTM4103T	166	3,341	HV3	343	0956M
CTM4104T	166	4,010	HV3	406	0964M
CTM4110T	166	5,334	HV3	529	1248M
CUHL3518	194	490	UH1	37	3520L
CUHL3519	194	597	UH1	44	3524L
CUHM3538	194	420	UH3	27	3512M
CUHM3542	194	444	UH3	31	3514M
CWDL3504	88	651	WDW	35	3520L
CWDL3507	88	758	WDW	36	3520L
CWDL3509	88	710	WDW	37	3520L
CWDL3510	88	871	WDW	41	3524L
CWDL3513	88	877	WDW	41	3524L
CWDL3514	88	1,043	WDW	50	3532LC
CWDM3534	90	541	WDW	33	3512M
CWDM3537	90	604	WDW	29	3512M
CWDM3537-H	90	604	WDW	37	3512M
CWDM3538	90	654	WDW	28	3512M
CWDM3538-5	93	654	WDW	26	3512M
CWDM3538-H	90	654	WDW	33	3512M
CWDM3539	90	826	WDW	37	3522M
CWDM3539-H	90	826	WDW	37	3522M
CWDM3541	90	633	WDW	35	3518M
CWDM3541-H	90	633	WDW	34	3518M
CWDM3542	90	709	WDW	29	3514M
CWDM3542-5	93	709	WDW	35	3514M
CWDM3542-H	90	709	WDW	30	3514M
CWDM3543	90	997	WDW	46	3530M
CWDM3543-H	90	997	WDW	45	3530M
CWDM3561TP	94	1,493	WDW	59	3540M
CWDM3561TP-5	94	1,493	WDW	59	3540M
CXL050342A	103	827	XP1	35	-
CXL050342A-50	111	952	XP1	35	-
CXL050522A	103	726	XP1	35	-
CXL050542A	103	828	XP1	36	-
CXL050542A-50	111	953	XP1	45	-
CXL050742A	103	924	XP1	52	-
CXL050742A-50	111	1,063	XP1	52	-
CXL05122A	103	824	XP1	50	-
CXL05142-50	111	1,207	XP1	56	-
CXL05142A	103	1,049	XP1	49	-
CXL141522T	103	1,291	XP1	53	-
CXL14222T	103	1,476	XP1	60	-
CXL181542	103	2,095	XP1	83	-
CXL18242T	103	2,162	XP1	99	-
CXL18322T	104	2,187	XP1	100	-
CXL21342	104	3,355	XP1	154	-
CXL21542	104	4,271	XP1	170	-
CXM050342	107	747	XPM	43	-
CXM050522A	107	848	XPM	27	-
CXM050542	107	775	XPM	30	-
CXM050542-57	111	892	XPM	30	-
CXM050542A	107	775	XPM	30	-
CXM050722A	107	881	XPM	29	-
CXM050742	107	884	XPM	34	-
CXM050742-57	111	1,017	XPM	34	-
CXM050742A	107	884	XPM	34	-
CXM05122	107	1,393	XPM	32	-
CXM05142	107	1,495	XPM	42	-
CXM05142-57	111	1,720	XPM	45	-
CXM051542	107	1,517	XPM	50	-
CXM05242	107	1,555	XPM	55	-
CXM14142T	107	1,503	XPM	45	-
CXM141522T	107	1,478	XPM	45	-
CXM141542T	107	1,525	XPM	45	-
CXM14222T	107	1,716	XPM	53	-
CXM14242T	107	1,563	XPM	56	-
CXM14322T	107	2,059	XPM	61	-
CXM18342T	107	1,912	XPM	97	-
CXM18522T	107	2,654	XPM	101	-
CXM18542T	107	2,211	XPM	119	-
CXM18722T	107	3,013	XPM	124	-
CXM21122T	107	3,172	XPM	235	-
CXM21142T	107	3,649	XPM	249	-
CXM21722T	107	3,039	XPM	166	-
CXM21742T	107	2,745	XPM	161	-
CXM251522T	107	3,839	XPM	357	-
CXM251542T	107	4,389	XPM	376	-
CXM25222T	107	4,743	XPM	369	-
CXM25242T	107	5,498	XPM	376	-
CXM282542T	107	6,719	XPM	647	-
CXM28342T	107	8,011	XPM	552	-
CXM32442T	107	10,606	XPM	699	-
D1151	250	1,708	WFS	23	3413D
D1152	250	1,755	WFS	27	3420D

(1) Shipping weight (lbs.) is approximate.

Index

Catalog Number	Page Number	List Price	Disc. Sym.	Ship Wgt(1)	Type Code
D1153	250	2,066	WFS	31	3428D
D1154	250	2,375	WFS	60	3535D
D1802R	253	10,356	R3B	162	-
D1803R	253	11,284	R3B	165	-
D1815R	253	10,019	R3B	170	-
D2003R	256	11,719	R3B	170	-
D2005P	259	9,101	RSV	170	-
D2005R	256	12,484	R3B	200	-
D2007P	259	10,603	RSV	239	-
D2007R	256	12,546	R3B	210	-
D2010P	259	10,800	RSV	259	-
D2010R	256	13,926	R3B	233	-
D2010R-2	253	16,661	R3B	355	-
D2015P	259	12,088	RSV	379	-
D2015R	256	15,494	R3B	315	-
D2015R-BV	255	17,952	R3B	400	-
D2020P	259	12,736	RSV	422	-
D2020R	256	16,353	R3B	403	-
D2020R-BV	255	18,381	R3B	430	-
D2025P	259	15,694	RSV	565	-
D2025R	256	17,979	R3B	460	-
D2025R-BV	255	21,658	R3B	370	-
D2030P	259	15,694	RSV	590	-
D2030R	256	17,531	R3B	540	-
D2030R-BV	255	22,138	R3B	480	-
D2040P-BV	260	24,447	RSV	889	-
D2040R-BV	255	22,151	R3B	568	-
D2050P-BV	260	25,847	RSV	835	-
D2060P2-BV	260	31,637	RSV	990	-
D2075P2-BV	260	33,037	RSV	968	-
D2301	250	1,708	WFS	30	3513D
D2302	250	1,808	WFS	27	3420D
D2303	250	2,066	WFS	32	3428D
D2304	250	2,375	WFS	60	3535D
D2305	250	4,039	WFS	82	3636D
D2505P	261	10,460	RSV	228	-
D2505R	254	13,981	R3B	251	-
D2507P	261	12,308	RSV	300	-
D2507R	254	16,737	R3B	80	-
D2510P	261	13,875	RSV	250	-
D2510R	254	18,820	R3B	450	-
D2515P	261	17,896	RSV	630	-
D2515R	254	22,702	R3B	370	-
D2520P	261	23,569	RSV	880	-
D2520R	254	23,660	R3B	640	-
D2525P	261	24,969	RSV	872	-
D2525R	254	27,502	R3B	805	-
D5003R	256	12,713	R3B	196	-
D5005P	259	9,101	RSV	180	-
D5005R	256	12,713	R3B	194	-
D5007P	259	10,603	RSV	239	-
D5007R	256	12,807	R3B	197	-
D501	292	994	SVC	5	-
D50100P	259	37,985	RSV	1,082	-
D50100P2-BV	260	39,958	RSV	1,145	-
D50100R-BV	255	33,006	R3B	925	-
D50100RS-BV	255	36,449	R3B	1,190	-
D5010P	259	10,800	RSV	255	-
D5010R	256	13,000	R3B	227	-
D5010RS-BV	255	20,017	R3B	345	-
D50125P	259	43,687	RSV	1,420	-
D50125P2-BV	260	41,458	RSV	1,170	-
D50125R-BV	255	33,006	R3B	990	-
D50125RS-BV	255	37,556	R3B	1,298	-
D50125UR-BV	255	33,006	R3B	1,000	-
D50150P	259	54,469	RSV	1,760	-
D50150P2-BV	260	50,510	RSV	1,519	-
D50150RE-BV	255	34,334	R3B	1,197	-
D50150RS-BV	255	47,174	R3B	53	-
D50150URE-BV	255	34,875	R3B	1,235	-
D5015P	259	12,088	RSV	379	-
D5015R	256	15,628	R3B	350	-
D5015R-BV	255	17,952	R3B	420	-
D5015RS-BV	255	22,829	R3B	420	-
D502	292	994	SVC	2	-

Catalog Number	Page Number	List Price	Disc. Sym.	Ship Wgt(1)	Type Code
D50200P	259	65,961	RSV	2,110	-
D50200P2-BV	260	59,181	RSV	1,830	-
D50200RR-BV	255	38,429	R3B	1,575	-
D50200RS-BV	255	49,935	R3B	1,900	-
D5020P	259	12,736	RSV	429	-
D5020R	256	17,721	R3B	382	-
D5020R-BV	255	18,381	R3B	400	-
D5020RS-BV	255	23,363	R3B	445	-
D50250P	259	78,440	RSV	2,530	-
D50250P2-BV	260	69,450	RSV	2,175	-
D50250RR-BV	256	46,389	R3B	1,890	-
D50250RS-BV	256	71,462	R3B	2,315	-
D5025P	259	15,694	RSV	530	-
D5025R	256	16,930	R3B	440	-
D5025R-BV	255	21,658	R3B	430	-
D5025RS-BV	255	24,227	R3B	490	-
D50300P2-BV	260	79,928	RSV	2,629	-
D50300R-BV	256	48,326	R3B	2,170	-
D50300RS-BV	256	83,159	R3B	2,706	-
D5030P	259	15,694	RSV	580	-
D5030R	256	17,832	R3B	530	-
D5030R-BV	255	22,138	R3B	585	-
D5030RS-BV	255	25,964	R3B	610	-
D50400P2-BV	260	99,298	RSV	3,285	-
D50400R-BV	256	83,159	R3B	2,760	-
D50400RS-BV	256	85,172	R3B	3,040	-
D5040P	259	21,005	RSV	800	-
D5040P-BV	260	24,447	RSV	871	-
D5040R	256	19,577	R3B	600	-
D5040R-BV	255	23,750	R3B	520	-
D5040RS-BV	255	28,162	R3B	650	-
D50500P2-BV	260	122,295	RSV	4,170	-
D50500R-BV	256	105,971	R3B	3,445	-
D5050P	259	21,005	RSV	822	-
D5050P-BV	260	25,847	RSV	871	-
D5050R	256	22,710	R3B	800	-
D5050R-BV	255	25,680	R3B	560	-
D5050RS-BV	255	29,831	R3B	660	-
D5060P	259	28,164	RSV	785	-
D5060P-BV	260	31,637	RSV	900	-
D5060R	256	23,856	R3B	846	-
D5060R-BV	255	27,703	R3B	660	-
D5060RS-BV	255	31,505	R3B	860	-
D5075P	259	28,164	RSV	980	-
D5075P-BV	260	33,037	RSV	990	-
D5075R-BV	255	32,454	R3B	890	-
D5075RS-1BV	255	35,374	R3B	1,210	-
D51100RB-1BV	255	37,982	R3B	1,475	-
D51125RR-BV	255	39,583	R3B	1,475	-
D51200R-1BV	255	69,329	R3B	1,850	-
D51250R-BV	256	81,353	R3B	2,735	-
D51300R-BV	256	84,181	R3B	3,030	-
D5130R-BV	255	24,150	R3B	555	-
D51400R-BV	256	105,589	R3B	3,830	-
D5140R-BV	255	29,512	R3B	655	-
D51500R-BV	256	119,919	R3B	3,720	-
D5150R-BV	255	30,188	R3B	756	-
D5160R-BV	255	32,454	R3B	920	-
D5175R-1BV	255	33,006	R3B	1,125	-
D5505P	261	10,460	RSV	214	-
D5505R	254	15,529	R3B	340	-
D5507P	261	12,308	RSV	310	-
D5507R	254	16,737	R3B	402	-
D5510P	261	13,875	RSV	460	-
D5510R	254	18,820	R3B	440	-
D5515P	261	17,896	RSV	620	-
D5515R	254	22,702	R3B	547	-
D5520P	261	23,569	RSV	875	-
D5520R	254	23,660	R3B	640	-
D5525P	261	24,969	RSV	870	-
D5525R	254	27,502	R3B	815	-
D5530R	254	28,831	R3B	930	-
D5540R	254	33,786	R3B	1,120	-
D5550R	254	35,751	R3B	1,270	-
DA1	295	58	SVC	1	-

(1) Shipping weight (lbs.) is approximate.

Index

Catalog Number	Page Number	List Price	Disc. Sym.	Ship Wgt(1)	Type Code
DC10	295	1,574	SVC	60	-
DC12	295	1,711	SVC	62	-
DC12-3	295	1,711	SVC	57	-
DC14-3	295	2,791	SVC	73	-
DC7	295	1,574	SVC	60	-
DC8	295	1,574	SVC	62	-
DEL3733TM	184	3,104	FD1	162	3750LC
DEL3737TM	184	3,791	FD1	160	3750LC
DM3538	59	626	SDD	27	3420M
DM3542	59	654	SDD	34	3428M
DMG2305	261	10,670	RSV	223	-
DMG2307	261	10,882	RSV	245	-
DMG2310	261	11,177	RSV	251	-
DMG2315	261	16,097	RSV	429	-
DMG2320	261	17,822	RSV	568	-
DMG2325	261	19,269	RSV	805	-
DMG2333	261	24,435	RSV	845	-
DMG2340	261	26,785	RSV	898	-
DRX14124T	114	1,397	XDM	41	3516M
DRX14124T-5	117	1,397	XDM	38	3516M
DRX14144T	114	1,497	XDM	50	3520M
DRX14144T-5	117	1,497	XDM	50	3520M
DRX141524T	114	1,477	XDM	47	3520M
DRX141544T	114	1,520	XDM	50	3526M
DRX14164T	114	1,884	XDM	49	3526M
DRX14224T	114	1,726	XDM	55	3526M
DRX14224T-5	117	1,726	XDM	55	3526M
DRX14244T	114	1,559	XDM	59	3528M
DRX14244T-5	117	1,559	XDM	59	3528M
DRX181564T	114	2,254	XDM	149	0630M
DRX18264T	114	2,455	XDM	152	0642M
DRX18324T	114	2,075	XDM	150	0618M
DRX18324T-5	117	2,075	XDM	127	0618M
DRX18344T	114	1,661	XDM	111	0632M
DRX18344T-5	117	1,661	XDM	111	0632M
DRX18524T	114	2,433	XDM	122	0640M
DRX18524T-5	117	2,433	XDM	122	0640M
DRX18544T	114	1,972	XDM	152	0642M
DRX18544T-5	117	1,972	XDM	123	0642M
DRX21124T	114	2,945	XDM	174	0730M
DRX21124T-5	117	2,945	XDM	235	0742M
DRX21144T	114	3,441	XDM	252	0750M
DRX21144T-5	117	3,441	XDM	252	0750M
DRX21364T	114	2,774	XDM	200	0736M
DRX21564T	114	3,079	XDM	245	0748M
DRX21724T	114	2,806	XDM	184	0726M
DRX21724T-5	117	2,806	XDM	184	0726M
DRX21744T	114	2,501	XDM	193	0738M
DRX21744T-5	117	2,501	XDM	228	0738M
DRX251524T	114	3,330	XDM	349	0934M
DRX251524T-5	117	3,330	XDM	349	0934M
DRX251544T	114	3,902	XDM	373	0944M
DRX251544T-5	117	3,902	XDM	302	0944M
DRX25164T	114	4,247	XDM	400	0956M
DRX25224T	114	4,390	XDM	317	0950M
DRX25224T-5	117	4,390	XDM	315	0950M
DRX25244T	114	5,055	XDM	336	0960M
DRX25244T-5	117	5,055	XDM	335	0960M
DRX25764T	114	3,532	XDM	374	0954M
DRX281564T	114	6,845	XDM	478	1046M
DRX282524T	114	5,762	XDM	445	1038M
DRX282524T-5	117	5,762	XDM	525	1048M
DRX282544T	114	6,132	XDM	448	1054M
DRX282544T-5	117	6,132	XDM	506	1054M
DRX28264T	114	7,028	XDM	475	1056M
DRX28324T	114	6,879	XDM	495	1046M
DRX28324T-5	117	6,879	XDM	495	1046M
DRX28344T	114	7,476	XDM	461	1056M
DRX28344T-5	117	7,476	XDM	518	1056M
DRX322564T	114	8,787	XDM	741	1260M
DRX32364T	114	9,695	XDM	766	1264M
DRX32424T	114	8,908	XDM	745	1252M
DRX32424T-5	117	8,908	XDM	593	1252M
DRX32444T	114	10,019	XDM	720	1254M
DRX32444T-5	117	10,019	XDM	601	1254M
DRX32524T	114	11,406	XDM	766	1264M
DRX32524T-5	117	11,406	XDM	649	1264M
DRX32544T	114	11,630	XDM	790	1276M
DRX32544T-5	117	11,630	XDM	782	1276M
DRX36464T	114	11,668	XDM	908	A36062M
DRX36564T	114	13,169	XDM	908	A36062M
DRX36624T	115	13,422	XDM	999	A36056M
DRX36644T	115	13,509	XDM	910	A36062M
DRX36644T-5	117	13,509	XDM	965	A3670M
DRX36724T	115	13,998	XDM	1,005	A36068M
DRX36744T	115	14,832	XDM	966	A36070M
DRX36744T-5	117	14,832	XDM	965	A36070M
DRX40144T	115	17,225	XDM	1,326	A40064M
DRX40144T-5	117	17,225	XDM	1,326	A40064M
DRX40664T	115	16,625	XDM	1,322	A40064M
DRX40764T	115	17,219	XDM	1,322	A40064M
DRX441244T	115	20,793	XDM	1,669	A44076M
DRX441264T	115	22,359	XDM	1,913	A44076M
DRX441544T	115	23,237	XDM	1,826	A4488M
DRX44164T	115	20,452	XDM	1,800	A44062M
DRX44244T	115	32,152	XDM	2,676	A44120M
EBM2333T	198	6,810	BE3	337	0944M
EBM2334T	198	8,836	BE3	398	0960M
EBM2334TY	200	8,836	BE3	331	0960M
EBM2353TY	200	6,211	BE3	280	0944M
EBM2354TY	200	7,906	BE3	328	0960M
EBM2513T	202	5,537	BO3	277	3948M
EBM3116T	202	1,381	BO3	49	3524M
EBM3154T	202	1,533	BO3	48	3522M
EBM3157T	202	1,749	BO3	51	3526M
EBM3211T	202	2,146	BO3	83	3630M
EBM3218T	202	2,652	BO3	104	3640M
EBM3218T-DI	201	2,652	BO3	122	3640M
EBM3248T	202	2,279	BO3	104	3640M
EBM3311T	202	3,333	BO3	149	3734M
EBM3313T	202	4,180	BO3	159	3742M
EBM3546	198	1,575	BE3	44	3520M
EBM3546-S	197	1,334	UH3	51	3520M
EBM3546T	198	1,607	BE3	46	3520M
EBM3546T-S	197	1,344	UH3	51	3520M
EBM3554T	198	1,809	BE3	52	3526M
EBM3554T-S	197	1,458	UH3	54	3526M
EBM3554TY	200	1,653	BE3	48	3526M
EBM3554Y	200	1,653	BE3	48	3526M
EBM3556TY	200	1,679	BE3	48	3526M
EBM3558T	198	1,899	BE3	57	3528M
EBM3558T-D	196	1,680	UH3	61	3528M
EBM3558T-S	197	1,506	UH3	58	3528M
EBM3558TY	200	1,701	BE3	52	3528M
EBM3558Y	200	1,701	BE3	52	3528M
EBM3603Y	200	1,733	BE3	44	3520M
EBM3606Y	200	1,843	BE3	48	3526M
EBM3609Y	200	1,896	BE3	52	3528M
EBM3611T	198	2,395	BE3	89	3632M
EBM3611T-D	196	2,176	UH3	104	3628M
EBM3611T-S	197	1,776	UH3	83	3632M
EBM3611TY	200	1,871	BE3	77	3632M
EBM3614TY	200	2,022	BE3	104	3644M
EBM3615T	198	2,904	BE3	106	3642M
EBM3615T-D	196	2,631	UH3	117	3642M
EBM3615T-DI	201	3,122	BE3	125	3642M
EBM3615T-S	197	2,078	UH3	106	3642M
EBM3615TY	200	2,205	BE3	101	3642M
EBM3615TY-DI	201	2,371	BE3	125	3642M
EBM3635TY	200	1,901	BE3	100	3642M
EBM3703Y	200	2,946	BE3	77	3632M
EBM3704TY	200	4,060	BE3	154	3738M
EBM3704TY-DI	201	4,365	BE3	140	3738M
EBM3707Y	200	3,539	BE3	100	3644M
EBM3707Y-DI	201	3,805	BE3	127	3644M
EBM3710T	198	3,830	BE3	173	3738M
EBM3710T-D	196	3,538	UH3	170	3738M
EBM3710TY	200	4,036	BE3	219	3736M
EBM3710TY-DI	201	4,339	BE3	157	3736M
EBM3714T	198	4,814	BE3	165	3752M

(1) Shipping weight (lbs.) is approximate.

Index

Catalog Number	Page Number	List Price	Disc. Sym.	Ship Wgt(1)	Type Code
EBM3714T-D	196	4,354	UH3	165	3752M
EBM3714TY	200	4,414	BE3	183	3752M
EBM3714TY-DI	201	4,746	BE3	195	3752M
EBM3730TY	200	3,341	BE3	146	3736M
EBM3730TY-DI	201	3,592	BE3	157	3736M
EBM3734TY	200	4,212	BE3	187	3752M
EBM3734TY-DI	201	4,528	BE3	195	3752M
EBM4103T	198	11,162	BE3	465	1054M
EBM4103TY	200	11,162	BE3	480	1054M
EBM4104T	198	12,587	BE3	667	1056M
EBM4104TY	200	12,495	BE3	570	1056M
EBNM3546-D	196	1,456	UH3	50	3524M
EBNM3546T-D	196	1,456	UH3	50	3524M
EBNM3554T-D	196	1,573	UH3	61	3534M
ECP2276T	47	2,858	SDM	335	0954M
ECP2276T-4	47	2,858	SDM	337	0954M
ECP2276T-5	49	2,858	SDM	333	0954M
ECP2280T-4	46	4,385	SDM	327	0952M
ECP2294T	47	2,922	SDM	300	0930M
ECP2332T	47	3,713	SDM	348	0960M
ECP2332T-4	47	3,713	SDM	347	0960M
ECP2332T-5	49	3,713	SDM	347	0960M
ECP2333T	47	2,745	SDM	314	0944M
ECP2333T-4	47	2,745	SDM	294	0944M
ECP2333T-5	49	2,745	SDM	297	0944M
ECP2334T	47	2,944	SDM	334	0960M
ECP2334T-4	47	2,944	SDM	333	0960M
ECP2334T-5	49	2,944	SDM	325	0960M
ECP2394T-4	47	2,922	SDM	297	0934M
ECP2394T-5	49	2,922	SDM	239	0934M
ECP2395T-4	47	7,807	SDM	479	1060M
ECP2401T-4	47	5,014	SDM	347	0960M
ECP2402T-4	47	5,849	SDM	400	1046M
ECP3580T	46	950	SDM	59	0516M
ECP3580T-4	46	950	SDM	59	0516M
ECP3580T-5	49	950	SDM	61	0516M
ECP3581T	46	1,044	SDM	64	0524M
ECP3581T-4	46	1,044	SDM	61	0524M
ECP3581T-5	49	1,044	SDM	65	0524M
ECP3582T	46	1,153	SDM	68	0526M
ECP3582T-4	46	1,153	SDM	69	0526M
ECP3583T	46	1,080	SDM	67	0524M
ECP3583T-4	46	1,080	SDM	67	0524M
ECP3584T	46	1,063	SDM	69	0530M
ECP3584T-4	46	1,063	SDM	72	0530M
ECP3584T-5	49	1,063	SDM	71	0530M
ECP3586T	46	1,130	SDM	74	0532M
ECP3586T-4	46	1,130	SDM	74	0532M
ECP3587T	46	1,110	SDM	75	0534M
ECP3587T-4	46	1,110	SDM	73	0534M
ECP3587T-5	49	1,110	SDM	75	0534M
ECP3660T	46	1,336	SDM	104	0628M
ECP3660T-4	46	1,336	SDM	106	0628M
ECP3660T-5	49	1,336	SDM	107	0628M
ECP3661T	46	1,404	SDM	110	0632M
ECP3661T-4	46	1,404	SDM	112	0632M
ECP3661T-5	49	1,404	SDM	113	0632M
ECP3663T	46	1,644	SDM	114	0632M
ECP3663T-4	46	1,644	SDM	111	0634M
ECP3663T-5	49	1,644	SDM	111	0634M
ECP3664T	46	1,366	SDM	122	0642M
ECP3664T-4	46	1,366	SDM	120	0642M
ECP3665T	46	1,429	SDM	118	0642M
ECP3665T-4	46	1,429	SDM	119	0642M
ECP3665T-5	49	1,429	SDM	118	0642M
ECP3667T	46	1,349	SDM	108	0630M
ECP3667T-4	46	1,349	SDM	108	0630M
ECP3668T-4	46	2,015	SDM	110	0634M
ECP3687T-4	46	1,619	SDM	103	0628M
ECP3764T	46	1,971	SDM	185	0738M
ECP3764T-4	46	1,971	SDM	209	0736M
ECP3764T-5	49	1,971	SDM	211	0738M
ECP3768T	46	1,998	SDM	212	0748M
ECP3768T-4	46	1,998	SDM	227	0748M
ECP3768T-5	49	1,998	SDM	196	0748M

Catalog Number	Page Number	List Price	Disc. Sym.	Ship Wgt(1)	Type Code
ECP3769T	47	2,145	SDM	169	0732M
ECP3769T-4	47	2,145	SDM	173	0732M
ECP3769T-5	49	2,145	SDM	169	0732M
ECP3770T	47	1,799	SDM	170	0738M
ECP3770T-4	47	1,799	SDM	170	0738M
ECP3770T-5	49	1,799	SDM	170	0738M
ECP3771T	47	2,284	SDM	203	0742M
ECP3771T-4	47	2,284	SDM	215	0742M
ECP3771T-5	49	2,284	SDM	182	0742M
ECP3772T-4	46	2,541	SDM	179	0732M
ECP3774T	47	2,154	SDM	231	0748M
ECP3774T-4	47	2,154	SDM	211	0748M
ECP3774T-5	49	2,154	SDM	231	0748M
ECP3775T-4	46	2,755	SDM	203	0744M
ECP4100T	47	4,257	SDM	449	1046M
ECP4100T-4	47	4,257	SDM	448	1046M
ECP4100T-5	49	4,257	SDM	446	1046M
ECP4102T	47	5,784	SDM	437	1054M
ECP4102T-4	47	5,784	SDM	437	1054M
ECP4102T-5	49	5,784	SDM	478	1062M
ECP4103T	47	3,852	SDM	437	1056M
ECP4103T-4	47	3,852	SDM	437	1056M
ECP4103T-5	49	3,852	SDM	425	1056M
ECP4104T	47	4,574	SDM	437	1056M
ECP4104T-4	47	4,574	SDM	480	1056M
ECP4104T-5	49	4,574	SDM	467	1060M
ECP4106T	47	3,408	SDM	324	0944M
ECP4106T-4	47	3,408	SDM	328	0944M
ECP4106T-5	49	3,408	SDM	310	0954M
ECP4107T	47	4,096	SDM	396	1048M
ECP4107T-4	47	4,096	SDM	342	1048M
ECP4108T	47	4,993	SDM	396	1048M
ECP4108T-4	47	4,993	SDM	396	1048M
ECP4109T	47	6,859	SDM	552	1240M
ECP4109T-4	47	6,859	SDM	635	1244M
ECP4110T	47	5,984	SDM	618	1254M
ECP4110T-4	47	5,984	SDM	626	1254M
ECP4110T-5	49	5,984	SDM	623	1260M
ECP4111T	47	6,044	SDM	604	1260M
ECP4111T-4	47	6,044	SDM	608	1260M
ECP4111T-5	49	6,044	SDM	612	1260M
ECP4112T-4	47	8,900	SDM	475	1256M
ECP4113T-4	47	11,752	SDM	813	A36050M
ECP4114T	47	7,188	SDM	700	1252M
ECP4114T-4	47	7,188	SDM	610	1252M
ECP4115T	47	7,024	SDM	641	1272M
ECP4115T-4	47	7,024	SDM	668	1272M
ECP4115T-5	49	7,024	SDM	652	1272M
ECP4117T	47	7,791	SDM	621	1264M
ECP4117T-4	47	7,791	SDM	633	1264M
ECP4117T-5	49	7,791	SDM	630	1268M
ECP4124T-4	47	11,114	SDM	612	1256M
ECP4308T	47	9,522	SDM	918	A36062M
ECP4308T-4	47	9,522	SDM	889	A36062M
ECP4308T-5	49	9,710	SDM	910	A36062M
ECP4310T	48	10,140	SDM	929	A36056M
ECP4310T-4	48	10,140	SDM	882	A36056M
ECP4312T	47	11,275	SDM	928	A36062M
ECP4312T-4	47	11,275	SDM	920	A36062M
ECP4313T	48	11,615	SDM	1,004	A36068M
ECP4313T-4	48	11,615	SDM	990	A36068M
ECP4313T-5	49	11,661	SDM	1,005	A36068M
ECP4314T	48	10,027	SDM	933	A36062M
ECP4314T-4	48	10,027	SDM	941	A36062M
ECP4314T-5	49	10,027	SDM	936	A36062M
ECP4315T-4	47	13,513	SDM	813	A36062M
ECP4316T	48	11,537	SDM	958	A36070M
ECP4316T-4	48	11,537	SDM	962	A36070M
ECP4316T-5	49	11,537	SDM	966	A36070M
ECP4316TR-4	48	12,162	SDM	965	A36070M
ECP4400T-4	48	14,439	SDM	1,296	A40072M
ECP4400T-5	49	14,439	SDM	1,305	A40064M
ECP4400TR-4	48	15,153	SDM	1,326	A40064M
ECP4400TS-4	48	14,439	SDM	1,304	A40064M
ECP4402T	48	14,657	SDM	1,283	A40060M

(1) Shipping weight (lbs.) is approximate.

Index

Catalog Number	Page Number	List Price	Disc. Sym.	Ship Wgt(1)	Type Code
ECP4402T-4	48	14,657	SDM	1,272	A40060M
ECP4403T	48	14,128	SDM	1,281	A40064M
ECP4403T-4	48	14,128	SDM	1,331	A40064M
ECP4403TR-4	48	14,842	SDM	1,375	A40072M
ECP4404T	48	17,194	SDM	1,275	A40064M
ECP4404T-4	48	17,194	SDM	1,334	A40064M
ECP4404T-5	49	17,194	SDM	1,322	A40064M
ECP4404TR-4	48	17,908	SDM	1,334	A4072M
ECP4406T-4	48	19,997	SDM	2,190	A4488M
ECP4406T-5	49	19,997	SDM	2,175	A4488M
ECP4406TR-4	48	21,225	SDM	1,826	A4488M
ECP4407T-4	48	24,056	SDM	2,545	A44120M
ECP4407T-5	49	24,056	SDM	2,570	A44120M
ECP4407TR-4	48	25,282	SDM	2,621	A44120M
ECP4407TS-4	48	24,056	SDM	2,573	A44120M
ECP4408T-4	48	30,527	SDM	2,981	A44144M
ECP4408T-5	49	30,527	SDM	3,027	A44160M
ECP4408TR-4	48	31,753	SDM	2,995	A44144M
ECP4409T-4	48	18,912	SDM	1,871	A44064M
ECP4409TR-4	48	20,140	SDM	1,625	A44064M
ECP4410T-4	48	17,070	SDM	1,950	A44076M
ECP4410T-5	49	17,070	SDM	2,054	A44076M
ECP4410TR-4	48	18,298	SDM	1,669	A44076M
ECP4411T-4	48	21,365	SDM	2,146	A44090M
ECP4411T-5	49	21,365	SDM	1,913	A44076M
ECP4411TR-4	48	22,593	SDM	1,874	A44090M
ECP4412T	48	17,223	SDM	1,957	A4468M
ECP4412T-4	48	17,223	SDM	1,901	A4468M
ECP4413T-4	48	20,191	SDM	2,017	A4478M
ECP44156T-4	48	24,088	SDM	2,546	A44120M
ECP44156TR-4	48	25,315	SDM	2,585	A44120M
ECP4416T-4	48	23,908	SDM	2,436	A44104M
ECP4417T-4	47	16,652	SDM	1,216	A40060M
ECP4418T-4	48	19,529	SDM	1,216	A40060M
ECP4419T-4	48	24,111	SDM	1,815	A44072M
ECP44206T-4	48	31,553	SDM	3,104	A44160M
ECP44206TR-4	48	32,779	SDM	3,091	A44160M
ECP4420T-4	48	28,143	SDM	1,905	A44060M
ECP4421T-4	48	30,823	SDM	2,330	A44104M
ECP4422T-4	48	35,415	SDM	2,650	A44120M
ECP4423T-4	48	44,951	SDM	2,825	A44144M
ECP44252T-4	48	36,560	SDM	2,633	A44112M
ECP44256T-4	48	44,018	SDM	3,090	A44160M
ECP44256TR-4	48	45,244	SDM	3,093	A44160M
ECP44302T-4	48	53,433	SDM	2,789	A44128M
ECP44304T-4	48	42,075	SDM	3,061	A44152M
ECP44304T-5	49	42,075	SDM	3,027	A44160M
ECP44304TR-4	48	43,302	SDM	3,048	A44152M
ECP44352T-4	48	64,135	SDM	2,965	A44144M
ECP44402T-4	49	75,034	SDM	3,700	A44208M
ECP49258T-4	48	54,429	SDM	3,430	A44176M
ECP49306T-4	48	44,454	SDM	3,125	A44208M
ECP49308T-4	48	65,528	SDM	4,089	A44208M
ECP49354T-4	48	50,488	SDM	3,543	A44176M
ECP49354T-5	49	50,488	SDM	3,680	A44208M
ECP49404T-5	49	63,060	SDM	3,682	A44208M
ECP583506-PP	48	55,900	ISD	4,806	-
ECP583508-PP	48	53,900	ISD	4,806	-
ECP584004-PP	49	54,800	ISD	4,718	-
ECP584006-PP	49	56,500	ISD	4,806	-
ECP584008-PP	49	62,700	ISD	5,512	-
ECP584502-PP	49	58,600	ISD	4,415	-
ECP584504-PP	49	55,500	ISD	4,718	-
ECP584506-PP	49	59,750	ISD	4,806	-
ECP584508-PP	49	65,600	ISD	5,809	-
ECP585002-PP	49	60,060	ISD	4,415	-
ECP585004-PP	49	56,335	ISD	4,718	-
ECP585006-PP	49	60,500	ISD	4,806	-
ECP586002-PP	49	65,500	ISD	4,620	-
ECP586004-PP	49	58,300	ISD	4,718	-
ECP586502-PP	49	66,725	ISD	4,620	-
ECP586504-PP	49	61,628	ISD	4,920	-
ECP587004-PP	49	68,685	ISD	5,512	-
ECP588004-PP	49	73,990	ISD	5,809	-
ECP62333TR-4	58	3,372	SD6	324	0944M

Catalog Number	Page Number	List Price	Disc. Sym.	Ship Wgt(1)	Type Code
ECP62334TR-4	58	3,617	SD6	761	0964M
ECP63665T-4	58	1,570	SD6	128	0642M
ECP63770TR-4	58	2,248	SD6	195	0740M
ECP63774TR-4	58	2,611	SD6	231	0748M
ECP64103TR-4	58	4,676	SD6	437	1056M
ECP64104TR-4	58	5,426	SD6	460	1060M
ECP64110TR-4	58	7,198	SD6	600	1260M
ECP64115TR-4	58	8,354	SD6	687	1272M
ECP64314TR-4	58	11,280	SD6	936	A36062M
ECP64316TR-4	58	12,790	SD6	976	A36070M
ECP82276T-4	53	3,195	SD8	343	0954M
ECP82276T-5	54	3,352	SD8	348	0954M
ECP82332T-4	53	4,079	SD8	359	0960M
ECP82332T-5	54	4,079	SD8	357	0960M
ECP82333T-4	53	3,015	SD8	322	0944M
ECP82333T-5	54	3,015	SD8	318	0944M
ECP82334T-4	53	3,260	SD8	350	0964M
ECP82334T-5	54	3,260	SD8	361	0964M
ECP82394T-4	53	3,264	SD8	308	0934M
ECP82394T-5	54	3,264	SD8	303	0934M
ECP83580T-4	53	1,043	SD8	60	0516M
ECP83580T-5	54	1,043	SD8	63	0516M
ECP83581T-4	53	1,145	SD8	69	0524M
ECP83581T-5	54	1,145	SD8	67	0524M
ECP83582T-4	53	1,228	SD8	69	0526M
ECP83582T-5	54	1,228	SD8	69	0526M
ECP83583T-4	53	1,120	SD8	69	0524M
ECP83583T-5	54	1,120	SD8	71	0524M
ECP83584T-4	53	1,165	SD8	72	0530M
ECP83584T-5	54	1,165	SD8	73	0530M
ECP83586T-4	53	1,229	SD8	59	0526M
ECP83586T-5	54	1,161	SD8	79	0526M
ECP83587T-4	53	1,217	SD8	78	0534M
ECP83587T-5	54	1,217	SD8	77	0534M
ECP83660T-4	53	1,465	SD8	116	0632M
ECP83660T-5	54	1,465	SD8	116	0632M
ECP83661T-4	53	1,541	SD8	116	0632M
ECP83661T-5	54	1,541	SD8	118	0632M
ECP83663T-4	53	1,805	SD8	132	0642M
ECP83663T-5	54	1,805	SD8	130	0642M
ECP83664T-4	53	1,537	SD8	130	0642M
ECP83664T-5	54	1,537	SD8	128	0642M
ECP83665T-4	53	1,570	SD8	127	0642M
ECP83665T-5	54	1,570	SD8	127	0642M
ECP83667T-4	53	1,414	SD8	114	0630M
ECP83667T-5	54	1,414	SD8	105	0630M
ECP83764T-4	53	2,143	SD8	165	0736M
ECP83764T-5	54	2,143	SD8	211	0736M
ECP83768T-4	53	2,215	SD8	193	0748M
ECP83768T-5	54	2,215	SD8	226	0748M
ECP83769T-4	53	2,356	SD8	179	0732M
ECP83769T-5	54	2,356	SD8	179	0732M
ECP83770T-4	53	1,978	SD8	199	0740M
ECP83770T-5	54	1,978	SD8	199	0740M
ECP83771T-4	53	2,508	SD8	225	0742M
ECP83771T-5	54	2,508	SD8	225	0742M
ECP83774T-4	53	2,342	SD8	231	0748M
ECP83774T-5	54	2,342	SD8	231	0748M
ECP84100T-4	53	4,712	SD8	447	1054M
ECP84100T-5	54	4,712	SD8	437	1054M
ECP84102T-4	53	6,350	SD8	442	1056M
ECP84102T-5	54	6,350	SD8	443	1056M
ECP84103T-4	53	4,228	SD8	526	1056M
ECP84103T-5	55	4,228	SD8	437	1056M
ECP84104T-4	53	4,979	SD8	545	1060M
ECP84104T-5	55	4,979	SD8	489	1060M
ECP84106T-4	53	3,742	SD8	328	0954M
ECP84106T-5	54	3,742	SD8	324	0954M
ECP84107T-4	53	4,575	SD8	490	1048M
ECP84107T-5	55	4,575	SD8	429	1048M
ECP84108T-4	53	5,480	SD8	396	1048M
ECP84108T-5	55	5,480	SD8	396	1048M
ECP84109T-4	53	7,498	SD8	626	1256M
ECP84109T-5	55	7,498	SD8	624	1256M
ECP84110T-4	53	6,629	SD8	585	1260M

(1) Shipping weight (lbs.) is approximate.

Index

Catalog Number	Page Number	List Price	Disc. Sym.	Ship Wgt(1)	Type Code
ECP84110T-5	55	6,629	SD8	635	1260M
ECP84111T-4	53	6,692	SD8	638	1264M
ECP84111T-5	55	6,692	SD8	623	1264M
ECP84114T-4	53	7,821	SD8	623	1266M
ECP84114T-5	55	7,821	SD8	635	1266M
ECP84115T-4	53	7,783	SD8	800	1272M
ECP84115T-5	55	7,783	SD8	653	1272M
ECP84117T-4	53	8,709	SD8	630	1268M
ECP84117T-5	55	8,709	SD8	635	1268M
ECP84308T-4	53	10,670	SD8	927	A36062M
ECP84308T-5	55	10,670	SD8	922	A36062M
ECP84310T-4	54	11,288	SD8	905	A36056M
ECP84310T-5	55	11,288	SD8	932	A36056M
ECP84312T-4	53	12,423	SD8	928	A36062M
ECP84312T-5	55	12,423	SD8	924	A36062M
ECP84313T-4	54	12,763	SD8	976	A36068M
ECP84313T-5	55	12,763	SD8	998	A36068M
ECP84314T-4	54	11,175	SD8	913	A36062M
ECP84314T-5	55	11,175	SD8	937	A36062M
ECP84316T-4	54	12,685	SD8	890	A36070M
ECP84316T-5	55	12,685	SD8	985	A36070M
ECP84400T-4	54	16,043	SD8	1,299	A40064M
ECP84400T-5	55	16,043	SD8	1,304	A40064M
ECP84400TR-4	54	16,757	SD8	1,326	A40064M
ECP84402T-4	54	15,341	SD8	1,277	A40060M
ECP84402T-5	55	15,341	SD8	1,287	A40060M
ECP84403T-4	54	14,718	SD8	1,271	A40064M
ECP84403T-5	55	14,718	SD8	1,275	A40064M
ECP84404T-4	54	17,827	SD8	1,327	A40064M
ECP84404T-5	55	17,827	SD8	1,283	A40064M
ECP84406T-4	54	21,521	SD8	2,184	A4488M
ECP84406T-5	55	21,521	SD8	1,886	A44078M
ECP84407T-4	54	25,892	SD8	2,582	A44120M
ECP84407T-5	55	25,892	SD8	2,606	A44120M
ECP84407TR-4	54	27,119	SD8	2,608	A44120M
ECP84407TR-5	55	27,119	SD8	2,618	A44120M
ECP84408T-4	54	33,052	SD8	2,959	A44144M
ECP84408T-5	55	33,052	SD8	2,932	A44144M
ECP84408TR-4	54	34,246	SD8	2,995	A44144M
ECP84408TR-5	55	34,246	SD8	2,732	A44144M
ECP84409T-4	54	19,609	SD8	1,940	A44064M
ECP84409T-5	55	19,609	SD8	1,885	A44062M
ECP84409TR-4	54	20,837	SD8	1,599	A44064M
ECP84410T-4	54	18,198	SD8	2,020	A44076M
ECP84410T-5	55	18,198	SD8	1,915	A44062M
ECP84410TR-4	54	19,426	SD8	1,669	A44076M
ECP84411T-4	54	22,257	SD8	2,083	A44090M
ECP84411T-5	55	22,257	SD8	2,000	A44076M
ECP84411TR-4	54	23,485	SD8	1,874	A44090M
ECP84412T-4	54	17,941	SD8	1,968	A4468M
ECP84412T-5	55	17,941	SD8	1,799	A44056M
ECP84413T-4	54	20,617	SD8	2,053	A4478M
ECP84413T-5	55	20,617	SD8	2,062	A44078M
ECP844156T-4	54	24,739	SD8	2,536	A44120M
ECP844156TR-4	54	25,964	SD8	2,537	A44120M
ECP844156TR-5	55	25,964	SD8	2,595	A44120M
ECP84416T-4	54	27,256	SD8	2,433	A44104M
ECP84416T-5	55	27,256	SD8	2,182	A44078M
ECP844206T-4	54	32,865	SD8	3,109	A44160M
ECP844206TR-4	54	34,092	SD8	3,108	A44160M
ECP844206TR-5	55	34,092	SD8	3,100	A44160M
ECP844252T-4	54	43,915	SD8	2,790	A44128M
ECP844252T-5	55	43,915	SD8	2,784	A44128M
ECP844256T-4	54	46,128	SD8	3,102	A44160M
ECP844256TR-4	54	48,720	SD8	3,125	A44160M
ECP844256TR-5	55	48,720	SD8	3,125	A44160M
ECP844306T-4	54	47,744	SD8	3,683	A44208M
ECP844306TR-4	54	50,336	SD8	3,683	A44208M
ECP844306TR-5	55	50,336	SD8	3,683	A44208M
ECR582506-5PPN	62	39,263	ICR	4,806	-
ECR582506-PPN	62	39,263	ICR	3,715	-
ECR582508-PP	62	50,138	ICR	4,025	-
ECR583004-5PPN	62	36,251	ICR	4,718	-
ECR583004-PPN	62	36,251	ICR	3,560	-
ECR583006-5PPN	62	46,070	ICR	4,806	-
ECR583006-PPN	62	46,070	ICR	4,025	-
ECR583008-PP	62	54,394	ICR	4,025	-
ECR583504-5PPN	62	40,139	ICR	4,718	-
ECR583504-PPN	62	40,139	ICR	3,935	-
ECR583506-5PPN	62	49,912	ICR	4,806	-
ECR583506-PPN	62	49,912	ICR	4,025	-
ECR583508-PP	62	59,961	ICR	4,820	-
ECR584004-5PPN	62	44,105	ICR	4,718	-
ECR584004-PPN	62	44,105	ICR	3,935	-
ECR584006-5PPN	62	54,961	ICR	4,806	-
ECR584006-PPN	62	54,961	ICR	4,025	-
ECR584504-5PPN	62	50,302	ICR	4,718	-
ECR584504-PPN	62	50,302	ICR	4,025	-
ECR584506-5PPN	62	60,161	ICR	4,806	-
ECR584506-PPN	62	60,161	ICR	4,820	-
ECR584508-PP	62	68,892	ICR	5,745	-
ECR585004-5PPN	62	51,497	ICR	4,718	-
ECR585004-PPN	62	51,497	ICR	4,025	-
ECR585006-5PPN	62	62,461	ICR	4,806	-
ECR585006-PPN	62	62,461	ICR	4,820	-
ECR586004-5PPN	62	58,797	ICR	4,718	-
ECR586004-PPN	62	58,797	ICR	4,718	-
ECR9054T	61	808	SDC	118	0640M
ECR9056T	61	1,395	SDC	226	0748M
ECR9074T	61	1,139	SDC	231	0748M
ECR9076T	61	2,160	SDC	320	0954M
ECR91004T-4	62	12,229	SDC	1,390	A40076M
ECR91004TR-4	62	12,229	SDC	1,390	A40076M
ECR91006TR-4	62	16,353	SDC	2,029	A44084M
ECR91008TR-4	62	17,450	SDC	2,029	A4490M
ECR9104T	61	1,396	SDC	231	0748M
ECR9106T	61	2,509	SDC	355	0962M
ECR91254T-4	62	15,444	SDC	1,964	A44078M
ECR91254TR-4	62	15,444	SDC	1,964	A44078M
ECR91256TR-4	62	18,794	SDC	1,874	A44090M
ECR91258TR-4	62	22,580	SDC	2,380	A44120M
ECR91504T-4	62	18,224	SDC	1,826	A4488M
ECR91504TR-4	62	18,224	SDC	1,826	A4488M
ECR91506TR-4	62	21,592	SDC	2,459	A44112M
ECR91508TR-4	62	25,938	SDC	2,648	A44160M
ECR9154T	61	1,933	SDC	325	0948M
ECR9156T	61	3,443	SDC	500	1068M
ECR92004T-4	62	22,072	SDC	2,455	A44106M
ECR92004TR-4	62	22,072	SDC	2,455	A44106M
ECR92006TR-4	62	26,293	SDC	3,125	A44128M
ECR92008TR-4	62	32,634	SDC	3,430	A44176M
ECR9204T	61	2,303	SDC	366	0962M
ECR9206T	61	4,145	SDC	465	1072M
ECR92504T-4	62	22,387	SDC	2,694	A44128M
ECR92504TR-4	62	22,387	SDC	2,694	A44128M
ECR92506TR-4	62	30,113	SDC	3,125	A44160M
ECR92508TR-4	62	41,194	SDC	3,732	A44208M
ECR9254T	61	2,870	SDC	380	1072M
ECR9256T	61	4,956	SDC	630	1272M
ECR93004T-4	62	31,370	SDC	2,888	A44144M
ECR93004TR-4	62	31,370	SDC	2,888	A44144M
ECR93006TR-4	62	39,347	SDC	3,683	A44192M
ECR9304T	62	3,375	SDC	465	1072M
ECR9306T	62	5,522	SDC	560	1272M
ECR93504T-4	62	34,740	SDC	3,027	A44160M
ECR93504TR-4	62	34,740	SDC	3,027	A44160M
ECR93506TR-4	62	43,718	SDC	3,683	A44208M
ECR94004T-4	62	40,396	SDC	3,875	A44192M
ECR94004TR-4	62	40,396	SDC	3,875	A44192M
ECR9404T	62	4,371	SDC	645	1264M
ECR9406TR	62	10,235	SDC	918	A3668M
ECR9504T	62	5,335	SDC	681	1272M
ECR9506TR	62	11,988	SDC	930	A3668M
ECR9508TR	62	11,302	SDC	1,322	A40060M
ECR9604T	62	10,115	SDC	977	A36068M
ECR9604TR	62	10,740	SDC	977	A36068M
ECR9606TR	62	10,992	SDC	1,322	A40064M
ECR9608TR	62	12,780	SDC	1,322	A4064M
ECR9754T	62	11,625	SDC	962	A3668M
ECR9754TR	62	12,250	SDC	962	A3668M

(1) Shipping weight (lbs.) is approximate.

Index

Catalog Number	Page Number	List Price	Disc. Sym.	Ship Wgt(1)	Type Code
ECR9756TR-4	62	12,615	SDC	1,322	A40064M
ECR9758TR-4	62	15,648	SDC	1,874	A44076M
ECS100A2H1DF4	226	1,725	EC3	49	3514B
ECS100A2H2DF4	226	2,004	EC3	40	3520B
ECS100A2H3EF4	226	2,267	EC3	88	3624B
ECS100A2H5EF4	226	2,400	EC3	100	3632B
ECS100A4H1DF4	226	1,725	EC3	49	3514B
ECS100A4H2DF4	226	1,883	EC3	51	3520B
ECS100A4H3DF4	226	2,254	EC3	51	3528B
ECS100A4H3EF4	226	2,267	EC3	88	3624B
ECS100A4H5EF4	226	2,400	EC3	100	3632B
ECS100A4H7EF4	226	2,988	EC3	156	3648B
ECS100A8H1DF4	226	1,725	EC3	49	3514B
ECS100A8H2DF4	226	2,004	EC3	40	3520B
ECS100B	227	220	SVC	1	-
ECS100L	227	100	SVC	1	-
ECS100T1H1DF4	225, 226	1,725	EC2	49	3514B
ECS100T2H1DF4	225	1,725	EC2	49	3514B
ECS100T2H2DF4	225	2,004	EC2	40	3520B
ECS100T2H3EF4	225	2,267	EC2	88	3624B
ECS100T2H5EF4	225	2,400	EC2	100	3632B
ECS100T4H10FF4	225	3,779	EC2	131	3740B
ECS100T4H1DF4	225	1,725	EC2	49	3514B
ECS100T4H2DF4	225	1,883	EC2	40	3520B
ECS100T4H3DF4	225	2,254	EC2	51	3528B
ECS100T4H3EF4	225	2,267	EC2	88	3624B
ECS100T4H5EF4	225	2,400	EC2	100	3632B
ECS100T4H7EF4	225	2,988	EC2	156	3648B
ECS100T4H7FF4	225	3,208	EC2	178	3730B
ECS100T8H1DF4	225	1,725	EC2	49	3514B
ECS100T8H2DF4	225	2,004	EC2	40	3520B
ECS100U	227	445	SVC	1	-
ECS101M0H10FF4	224	2,228	EC1	131	3740B
ECS101M0H15FF4	224	3,094	EC1	280	3760B
ECS101M0H1DF4	224	1,032	EC1	48	3514B
ECS101M0H2DF4	224	1,132	EC1	40	3520B
ECS101M0H3DF4	224	1,187	EC1	51	3528B
ECS101M0H3EF4	224	1,241	EC1	88	3624B
ECS101M0H5DF4	224	1,290	EC1	70	3548B
ECS101M0H5EF4	224	1,338	EC1	100	3632B
ECS101M0H7EF4	224	1,611	EC1	156	3648B
ECS101M0H7FF4	224	1,884	EC1	178	3730B
ECS101M4H20FF4	224	3,365	EC1	234	3780B
ECTM2276T	166	2,802	HV3	290	0954M
ECTM2332T	166	3,201	HV3	297	0960M
ECTM2333T	166	2,944	HV3	278	0944M
ECTM2334T	166	3,284	HV3	293	0960M
ECTM3611T-57	166	1495	HV3	116	3728M
ECTM3615T-57	166	1804	HV3	134	3736M
ECTM3665T	166	1,239	HV3	108	0642M
ECTM3704T	166	1236	HV3	140	3738M
ECTM3708T	166	1486	HV3	185	3752M
ECTM3768T	166	1,968	HV3	227	0748M
ECTM3770T	166	1,653	HV3	170	0738M
ECTM3774T	166	2,218	HV3	231	0748M
ECTM4100T	166	4,268	HV3	391	1046M
ECTM4103T	166	4,042	HV3	445	1054M
ECTM4104T	166	4,797	HV3	440	1056M
ECTM4110T	166	6,273	HV3	553	1254M
ECTM4115T	166	7,500	HV3	598	1272M
ECTM4314T	166	9,863	HV3	835	A36062M
EDM3546	59	976	SDD	38	3520M
EFM2333T	43	2,306	GE3	256	0944M
EFM2334T	43	2,796	GE3	276	0960M
EFM2394T	43	2,520	GE3	256	-
EFM2513T	43	2,367	GO3	250	3948M
EFM2513T-8	44	2,394	GO3	255	3948M
EFM2515T	44	2,597	GO3	256	3948M
EFM2515T-8	44	2,627	GO3	250	3948M
EFM2531T	44	3,166	GO3	313	4050M
EFM2535T	44	3,462	GO3	378	4060M
EFM2539T	44	4,516	GO3	392	4064M
EFM2543T	44	4,983	GO3	547	4256M
EFM2547T	44	6,274	GO3	622	4278M
EFM3116T	43	711	GO3	35	3520M
EFM3154T	43	743	GO3	38	3522M
EFM3157T	43	796	GO3	40	3526M
EFM3157T-8	44	804	GO3	40	3524M
EFM3211T	43	858	GO3	68	3630M
EFM3211T-8	44	870	GO3	70	3630M
EFM3212T	43	794	GO3	61	3622M
EFM3218T	43	940	GO3	84	3640M
EFM3218T-8	44	956	GO3	82	3640M
EFM3219T	43	1,259	GO3	77	3632M
EFM3311T	43	1,381	GO3	114	3734M
EFM3311T-8	44	1,401	GO3	130	3734M
EFM3312T	43	1,440	GO3	107	3728M
EFM3313T	43	1,672	GO3	125	3742M
EFM3313T-8	44	1,696	GO3	127	3740M
EFM3314T	43	2,045	GO3	123	3734M
EFM3546T	43	738	GE3	35	3520M
EFM3554T	43	820	GE3	41	-
EFM3558T	43	867	GE3	41	3528M
EFM3610T	43	882	GE3	73	-
EFM3611T	43	890	GE3	73	3632M
EFM3613T	43	978	GE3	75	3630M
EFM3615T	43	919	GE3	91	3642M
EFM3709T	43	1,465	GE3	128	-
EFM3710T	43	1,326	GE3	151	3738M
EFM3711T	43	1,485	GE3	119	3730M
EFM3714T	43	1,497	GE3	165	3752M
EFM4100T	43	3,880	GE3	372	1046M
EFM4102T	43	5,166	GE3	437	1054M
EFM4103T	43	3,657	GE3	437	1054M
EFM4104T	43	4,338	GE3	408	1056M
EFM4110T	43	5,673	GE3	572	-
EFM4114T	43	6,429	GE3	582	1252M
EFM4115T	43	6,199	GE3	640	-
EFM4308T	43	8,414	GE3	899	A36062M
EFM4312T	43	10,167	GE3	868	A36062M
EFM4314T	43	8,919	GE3	800	-
EFM4316T	43	10,429	GE3	840	-
EFM4400T	43	11,494	GE3	1,160	-
EFM4403T	43	12,341	GE3	1,322	A40064M
EFM4404T	43	14,371	GE3	1,300	A40064M
EFM4409T-4	43	17,345	GE3	1,625	A44064M
EGDM2333T	179	3,393	FD3	280	0944M
EGDM2334T	179	3,592	FD3	323	0960M
EGDM2513T	179	2,580	FD3	250	3948M
EGDM2515T	179	2,986	FD3	250	3948M
EGDM2531T	179	3,692	FD3	385	4050M
EGDM2535T	179	4,130	FD3	378	4060M
EGDM3218T	179	1,073	FD3	92	3640M
EGDM3311T	179	1,573	FD3	120	3734M
EGDM3313T	179	1,864	FD3	132	3742M
EGDM3615T	179	1,407	FD3	95	3642M
EGDM3661T	179	1,376	FD3	105	0632M
EGDM3665T	179	1,568	FD3	119	0642M
EGDM3710T	179	1,732	FD3	151	3738M
EGDM3714T	179	2,515	FD3	165	3752M
EGDM3770T	179	1,929	FD3	170	0738M
EGDM3774T	179	2,775	FD3	231	0748M
EGDM4103T	179	4,523	FD3	480	1054M
EGDM4104T	179	5,302	FD3	445	1056M
EGDM4110T	179	7,030	FD3	518	1254M
EGDM4115T	179	7,271	FD3	705	1272M
EHFM2515T	163	2,318	HV3	250	3948M
EHFM2523T	163	1,853	HV3	250	3948M
EHFM2523T-8	164	1,848	HV3	234	3948M
EHFM2531T	163	2,820	HV3	301	4050M
EHFM2535T	163	3,082	HV3	378	4060M
EHFM2539T	163	4,011	HV3	429	4064M
EHFM2543T	163	4,920	HV3	466	4256M
EHFM3157T	163	645	HV3	49	3526M
EHFM3211T	163	692	HV3	68	3630M
EHFM3218T	163	1,092	HV3	82	3640M
EHFM3311T	163	1,314	HV3	115	3734M
EHFM3313T	163	1,480	HV3	127	3742M
EHM2276T	165	2,583	HV3	294	0954M
EHM2332T	165	2,943	HV3	290	0960M

(1) Shipping weight (lbs.) is approximate.

Index

Catalog Number	Page Number	List Price	Disc. Sym.	Ship Wgt(1)	Type Code
EHM2333T	165	2,070	HV3	250	0944M
EHM2333T-5	165	2,070	HV3	255	0944M
EHM2334T	165	2,504	HV3	288	0960M
EHM2334T-5	165	2,504	HV3	286	0960M
EHM2506T	163	1,773	HV3	248	3950M
EHM2511T	163	2,297	HV3	260	3954M
EHM2515T	163	2,318	HV3	250	3948M
EHM2515T-8	164	2,318	HV3	250	3948M
EHM2523T	163	1,853	HV3	250	3948M
EHM2523T-8	164	1,853	HV3	255	3948M
EHM2524T	163	3,085	HV3	285	4038M
EHM2528T	163	3,747	HV3	375	4056M
EHM2531T	163	2,820	HV3	345	4050M
EHM2531T-8	164	2,820	HV3	369	4050M
EHM2532T	163	4,519	HV3	393	4072M
EHM2535T	163	4,011	HV3	378	4060M
EHM2535T-8	164	3,082	HV3	331	4052M
EHM2536T	163	4,712	HV3	482	4084M
EHM2539T	163	4,519	HV3	433	4064M
EHM2539T-8	164	4,011	HV3	434	4250M
EHM2543T	163	4,920	HV3	469	4256M
EHM2543T-8	164	4,920	HV3	459	4256M
EHM2547T	163	5,563	HV3	582	4272M
EHM2551T	163	6,822	HV3	752	4462M
EHM2555T	163	7,776	HV3	612	4484M
EHM3116T	163	578	HV3	35	3520M
EHM3116T-8	164	578	HV3	34	3520M
EHM3154T	163	600	HV3	37	3522M
EHM3154T-8	164	600	HV3	38	3522M
EHM3157T	163	645	HV3	41	3526M
EHM3157T-8	164	645	HV3	41	3524M
EHM3211T	163	692	HV3	72	3630M
EHM3211T-8	164	692	HV3	71	3630M
EHM3218T	163	751	HV3	85	3640M
EHM3218T-8	164	751	HV3	85	3640M
EHM3218TA	171	1,076	HV3	84	3640M
EHM3305T	163	1,141	HV3	114	3734M
EHM3309T	163	1,485	HV3	141	3744M
EHM3311T	163	1,092	HV3	115	3734M
EHM3311T-8	164	1,092	HV3	130	3734M
EHM3313T	163	1,314	HV3	127	3742M
EHM3313T-8	164	1,314	HV3	120	3740M
EHM3546T	165	652	HV3	37	3520M
EHM3546T-5	165	652	HV3	37	3520M
EHM3554T	165	655	HV3	44	3526M
EHM3554T-5	165	655	HV3	44	3526M
EHM3558T	165	701	HV3	46	3528M
EHM3558T-5	165	701	HV3	47	3528M
EHM3611T	165	772	HV3	73	3632M
EHM3611T-5	165	772	HV3	74	3632M
EHM3615T	165	843	HV3	93	3642M
EHM3615T-5	165	843	HV3	92	3642M
EHM3708T	165	1,558	HV3	185	3752M
EHM3710T	165	1,201	HV3	151	3738M
EHM3710T-5	165	1,201	HV3	129	3738M
EHM3714T	165	1,355	HV3	165	3752M
EHM3714T-5	165	1,355	HV3	165	3752M
EHM4100T	165	3,914	HV3	400	1046M
EHM4102T	165	5,201	HV3	457	1054M
EHM4103T	165	3,266	HV3	450	1056M
EHM4103T-5	165	3,266	HV3	342	1056M
EHM4104T	165	3,870	HV3	423	1060M
EHM4104T-5	165	3,870	HV3	395	1056M
EHM4110T	165	5,051	HV3	612	1264M
EHM4110T-5	165	5,051	HV3	575	1254M
EHM4111T	165	5,879	HV3	465	1072M
EHM4115T	165	5,501	HV3	622	1272M
EHM4115T-5	165	5,501	HV3	622	1266M
EHPM3615T	146	1,040	PM3	93	3642M
EHPM3710T	146	1,447	PM3	151	3738M
EHPM3714T	146	1,618	PM3	165	3752M
EJM3545	127	651	PJ3	27	3420M
EJM3545-5	127	651	PJ3	27	3420M
EJM3546	127	748	PJ3	37	3522M
EJM3550	127	736	PJ3	38	3520M

Catalog Number	Page Number	List Price	Disc. Sym.	Ship Wgt(1)	Type Code
EJM3554	127	830	PJ3	41	3526M
EJM3555	127	805	PJ3	41	3526M
EJM3555-5	127	805	PJ3	41	3526M
EJM3558	127	877	PJ3	48	3530M
EJM3559	127	881	PJ3	50	3532M
EJM3559-5	127	881	PJ3	50	3532M
EJMM2333T	134	3,064	PC3	280	0944M
EJMM2333T-5	135	3,020	PC3	280	0944M
EJMM2333T-G	132	3,357	PC3	265	0944M
EJMM2334T	134	3,510	PC3	304	0960M
EJMM2334T-G	132	3,750	PC3	303	0960M
EJMM2394T	134	3,234	PC3	257	0930M
EJMM2394T-5	135	3,234	PC3	225	0750M
EJMM2394T-G	132	3,384	PC3	260	0930M
EJMM2506T	137	2,453	PC3	248	3950M
EJMM2511T	137	2,977	PC3	255	3954M
EJMM2513T	137	2,511	PC3	250	3948M
EJMM2513T-G	133	2,804	PC3	250	3948M
EJMM2514T	137	2,793	PC3	195	3928M
EJMM2514T-G	133	3,045	PC3	185	3928M
EJMM2515T	137	3,008	PC3	256	3948M
EJMM2515T-G	133	3,260	PC3	257	3948M
EJMM2516T	137	3,598	PC3	219	3938M
EJMM2516T-G	133	3,850	PC3	233	3938M
EJMM2524T	137	3,907	PC3	342	4038M
EJMM2531T	137	3,578	PC3	377	4050M
EJMM2531T-G	133	3,958	PC3	377	4050M
EJMM2534T	138	4,260	PC3	309	3948M
EJMM2534T-G	133	4,512	PC3	320	4040M
EJMM2535T	138	4,318	PC3	378	4060M
EJMM2535T-G	133	4,570	PC3	378	4060M
EJMM2538T	138	5,241	PC3	328	3956M
EJMM2538T-G	133	5,493	PC3	330	4046M
EJMM2539T	138	5,568	PC3	417	4064M
EJMM2539T-G	133	5,820	PC3	378	4064M
EJMM2542T	138	5,828	PC3	421	4248M
EJMM2542T-G	133	6,080	PC3	375	4058M
EJMM2543T	138	6,035	PC3	491	4256M
EJMM2543T-G	133	6,287	PC3	497	4256M
EJMM2546T	138	7,095	PC3	651	4250M
EJMM3116T	137	707	PC3	38	3520M
EJMM3116T-G	133	873	PC3	37	3520M
EJMM3120T	137	763	PC3	34	3518M
EJMM3154T	137	765	PC3	38	3522M
EJMM3154T-G	133	931	PC3	41	3522M
EJMM3155T	137	869	PC3	44	3524M
EJMM3157T	137	837	PC3	44	3526M
EJMM3157T-G	133	1,003	PC3	44	3526M
EJMM3158T	137	950	PC3	49	3530M
EJMM3158T-5	138	878	PC3	48	3528M
EJMM3158T-G	133	1,116	PC3	51	3530M
EJMM3211T	137	926	PC3	72	3630M
EJMM3211T-5	138	1,114	PC3	74	3630M
EJMM3211T-G	133	1,134	PC3	74	3630M
EJMM3212T	137	1,132	PC3	64	3622M
EJMM3212T-5	138	1,050	PC3	63	3622M
EJMM3212T-G	133	1,340	PC3	64	3622M
EJMM3218T	137	1,047	PC3	87	3640M
EJMM3218T-5	138	1,196	PC3	92	3640M
EJMM3218T-G	133	1,255	PC3	88	3640M
EJMM3219T	137	1,338	PC3	78	3632M
EJMM3219T-5	138	1,515	PC3	77	3632M
EJMM3219T-G	133	1,546	PC3	78	3632M
EJMM3309T	137	1,785	PC3	141	3744M
EJMM3311T	137	1,715	PC3	120	3734M
EJMM3311T-5	138	1,715	PC3	120	3734M
EJMM3311T-G	133	1,831	PC3	120	3734M
EJMM3312T	137	1,774	PC3	120	3728M
EJMM3312T-5	138	1,774	PC3	137	3728M
EJMM3312T-G	133	1,984	PC3	121	3728M
EJMM3313T	137	1,698	PC3	136	3742M
EJMM3313T-5	138	2,006	PC3	132	3740M
EJMM3313T-G	133	1,959	PC3	132	3742M
EJMM3314T	137	2,379	PC3	131	3734M
EJMM3314T-5	138	2,379	PC3	131	3734M

(1) Shipping weight (lbs.) is approximate.

Index

Catalog Number	Page Number	List Price	Disc. Sym.	Ship Wgt(1)	Type Code
EJMM3314T-G	133	2,479	PC3	134	3734M
EJMM3546T	134	827	PC3	40	3520M
EJMM3546T-5	135	889	PC3	38	3520M
EJMM3546T-G	132	922	PC3	37	3520M
EJMM3550T	134	822	PC3	41	3520M
EJMM3550T-5	135	877	PC3	38	3520M
EJMM3550T-G	132	917	PC3	38	3520M
EJMM3554T	134	881	PC3	44	3526M
EJMM3554T-5	135	971	PC3	41	3526M
EJMM3554T-G	132	1,066	PC3	41	3526M
EJMM3555T	134	946	PC3	47	3526M
EJMM3555T-5	135	946	PC3	41	3526M
EJMM3555T-G	132	1,041	PC3	41	3526M
EJMM3558T	134	1,066	PC3	50	3528M
EJMM3558T-5	135	1,018	PC3	45	3528M
EJMM3558T-G	132	1,113	PC3	45	3528M
EJMM3559T	134	1,022	PC3	54	3532M
EJMM3559T-5	135	1,022	PC3	50	3532M
EJMM3610T	134	1,210	PC3	56	3532M
EJMM3610T-5	135	1,138	PC3	63	3622M
EJMM3610T-G	132	1,157	PC3	60	3532M
EJMM3611T	134	1,146	PC3	76	3632M
EJMM3611T-5	135	1,146	PC3	70	3632M
EJMM3611T-G	132	1,252	PC3	76	3632M
EJMM3613T	134	1,234	PC3	79	3630M
EJMM3613T-5	135	1,234	PC3	74	3630M
EJMM3613T-G	132	1,333	PC3	81	3630M
EJMM3615T	134	1,047	PC3	93	3642M
EJMM3615T-5	135	1,175	PC3	93	3642M
EJMM3615T-G	132	1,255	PC3	93	3642M
EJMM3616T	134	1,392	PC3	101	3646M
EJMM3616T-5	135	1,546	PC3	96	3646M
EJMM3709T	134	1,474	PC3	125	3728M
EJMM3709T-G	132	1,735	PC3	124	3728M
EJMM3710T	134	1,660	PC3	151	3738M
EJMM3710T-5	135	1,660	PC3	151	3738M
EJMM3710T-G	132	1,854	PC3	151	3738M
EJMM3711T	134	1,819	PC3	130	3730M
EJMM3711T-5	135	1,819	PC3	118	3728M
EJMM3711T-G	132	1,953	PC3	124	3730M
EJMM3713T	134	2,549	PC3	169	3752M
EJMM3713T-5	135	2,429	PC3	169	3752M
EJMM3714T	134	1,872	PC3	165	3752M
EJMM3714T-5	135	1,831	PC3	165	3752M
EJMM3714T-G	132	2,133	PC3	165	3752M
EJMM4103T	135	4,097	PC3	418	1054M
EJMM4103T-G	132	4,207	PC3	437	1054M
EJMM4104T	135	5,794	PC3	422	1056M
EJMM4104T-G	132	5,691	PC3	437	1056M
EJMM4106T	134	3,480	PC3	281	0936M
EJMM4106T-G	132	3,697	PC3	274	0936M
EJMM4107T	135	3,955	PC3	353	0944M
EJMM4107T-G	132	4,349	PC3	265	0944M
EJMM4108T	135	5,439	PC3	406	1048M
EJMM4108T-G	132	6,046	PC3	300	0950M
EJMM4109T	135	6,159	PC3	487	1058M
EJMM4109T-G	132	6,411	PC3	470	1058M
EJMM4110T	135	6,725	PC3	586	1254M
EJMM4110T-G	132	6,977	PC3	578	1254M
EJMM4114T	135	7,481	PC3	590	1252M
EJMM4114T-G	132	7,733	PC3	575	1252M
EJMM4115T	135	7,585	PC3	624	1272M
EJMM4115T-G	132	7,837	PC3	700	1272M
EJPM2333T	134	3,064	PC3	265	0944M
EJPM2334T	134	3,510	PC3	380	0960M
EJPM2394T	134	3,234	PC3	260	0930M
EJPM2513T	137	2,511	PC3	242	3948M
EJPM2514T	137	2,793	PC3	220	3928M
EJPM2515T	137	3,008	PC3	250	3948M
EJPM2516T	137	3,598	PC3	230	3938M
EJPM2531T	137	3,578	PC3	335	4050M
EJPM2534T	138	4,260	PC3	310	3948M
EJPM2535T	138	4,318	PC3	378	4060M
EJPM2538T	138	5,241	PC3	329	3956M
EJPM2539T	138	5,568	PC3	378	4064M

Catalog Number	Page Number	List Price	Disc. Sym.	Ship Wgt(1)	Type Code
EJPM2542T	138	5,828	PC3	460	4248M
EJPM2543T	138	6,035	PC3	500	4256M
EJPM2547T	138	7,451	PC3	565	4278M
EJPM2551T	138	8,878	PC3	756	4462M
EJPM3116T	137	862	PC3	38	3520M
EJPM3154T	137	894	PC3	37	3522M
EJPM3157T	137	947	PC3	43	3526M
EJPM3158T	137	878	PC3	48	3528M
EJPM3211T	137	1,114	PC3	74	3630M
EJPM3212T	137	1,050	PC3	63	3622M
EJPM3218T	137	1,196	PC3	92	3640M
EJPM3219T	137	1,515	PC3	77	3632M
EJPM3311T	137	1,715	PC3	130	3734M
EJPM3312T	137	1,774	PC3	122	3728M
EJPM3313T	137	1,698	PC3	138	3742M
EJPM3314T	137	2,379	PC3	134	3734M
EJPM3554T	134	971	PC3	41	3526M
EJPM3555T	134	946	PC3	41	3526M
EJPM3558T	134	1,018	PC3	48	3530M
EJPM3559T	134	1,022	PC3	50	3532M
EJPM3610T	134	1,138	PC3	50	3532M
EJPM3611T	134	1,146	PC3	70	3632M
EJPM3613T	134	1,234	PC3	81	3634M
EJPM3615T	134	1,175	PC3	96	3644M
EJPM3616T	134	1,546	PC3	96	3646M
EJPM3709T	134	1,799	PC3	121	3728M
EJPM3710T	134	1,660	PC3	151	3738M
EJPM3711T	134	1,819	PC3	118	3730M
EJPM3713T	134	2,429	PC3	169	3752M
EJPM3714T	134	1,872	PC3	165	3752M
EJPM4103T	135	4,097	PC3	410	1054M
EJPM4104T	135	5,794	PC3	452	1056M
EJPM4106T	134	3,480	PC3	264	0936M
EJPM4107T	135	3,955	PC3	349	0944M
EJPM4108T	135	5,439	PC3	432	1048M
EJPM4109T	135	6,159	PC3	498	1058M
EJPM4110T	135	6,725	PC3	602	1254M
EJPM4114T	135	7,481	PC3	460	1252M
EJPM4115T	135	7,585	PC3	646	1272M
EL11203	19	412	G01	19	3411LC
EL11203M	19	439	G01	19	3411LC
EL11204	19	491	G01	25	3416LC
EL11205	19	435	G01	24	3413LC
EL11206	19	443	G01	27	3418LC
EL11206M	19	470	G01	27	3418LC
EL11207	19	524	G01	27	3421LC
EL11208	19	463	G01	24	3413LC
EL11209	19	497	G01	32	3424LC
EL11209M	19	524	G01	32	3424LC
EL11300	19	511	G01	25	3416LC
EL11301	19	443	G01	27	3418LC
EL11301M	19	470	G01	27	3418LC
EL11302	19	524	G01	30	3421LC
EL11303	19	463	G01	24	3413LC
EL11304	19	497	G01	32	3424LC
EL11304A	19	524	G01	32	3424LC
EL11305	19	787	G01	46	3526LC
EL11306	19	484	G01	39	3428LC
EL11306A	19	511	G01	39	3428LC
EL11307	19	592	G01	39	3524LC
EL11307A	19	619	G01	39	3524LC
EL11307M	19	619	G01	39	3524LC
EL11308	19	886	G01	47	3530LC
EL11309	19	568	G01	43	3524LC
EL11309A	19	594	G01	43	3524LC
EL11313	19	645	G01	52	3532LC
EL11313A	19	672	G01	52	3532LC
EL11317	20	713	G01	66	3540LC
EL11317A	20	740	G01	66	3540LC
EL11318	19	682	G01	44	3528LC
EL11318M	19	708	G01	44	3528LC
EL11319	19	812	G01	59	3540LC
EL11319M	19	878	G01	59	3540LC
EL1319T	19	902	G01	50	3535LC
EL1405T	20	1,091	G01	65	3623LC

(1) Shipping weight (lbs.) is approximate.

Index

Catalog Number	Page Number	List Price	Disc. Sym.	Ship Wgt(1)	Type Code
EL1406T	20	1,149	GO1	70	3628LC
EL1408T	20	1,142	GO1	81	3634LC
EL1409T	20	1,364	GO1	79	3634LC
EL1410T	20	1,304	GO1	97	3646LC
EL3403	16	452	GE1	24	3414LC
EL3501	16	499	GE1	27	3418LC
EL3503	16	490	GE1	23	3413LC
EL3504	16	589	GE1	30	3424LC
EL3506	16	551	GE1	29	3424LC
EL3507	16	716	GE1	44	3528LC
EL3509	17	636	GE1	38	3520LC
EL3510	17	823	GE1	45	3532LC
EL3514	17	937	GE1	58	3540LC
EL3514T	17	937	GE1	58	3540LC
EL3515T	17	1,099	GE1	65	3535LC
EL3605T	17	1,281	GE1	66	3623LC
EL3606T	17	1,196	GE1	79	3634LC
EL3608T	17	1,648	GE1	91	3640LC
EL3609T	17	1,495	GE1	89	3640LC
EL3612T	17	1,783	GE1	97	3646LC
EM2237	191	3,120	DPL	254	0936M
EM2238	191	3,910	DPL	252	0936M
EM2275	191	3,664	DPL	226	0748M
EM2276	191	4,405	DPL	295	0954M
EM2276T	23	2,549	GE3	278	0954M
EM2276T-BG	152	2,812	HV3	310	0954M
EM2276T-G	157	2,842	HV3	281	0954M
EM2280T	23	3,633	GE3	256	0940M
EM2332T	23	2,909	GE3	290	0960M
EM2332T-BG	152	3,172	HV3	322	0960M
EM2332T-G	157	3,202	HV3	322	0960M
EM2333	191	5,382	DPL	315	0944M
EM2333T	24	2,047	GE3	270	0944M
EM2333T-5	26	2,047	GE3	258	0944M
EM2333T-58	220	2,514	5E3	291	0948M
EM2333T-5G	158	2,599	HV3	250	0944M
EM2333T-8	25	2,306	GE3	268	0944M
EM2333T-8G	158	2,599	HV3	254	0936M
EM2333T-BG	153	2,569	HV3	274	0944M
EM2333T-G	158	2,599	HV3	270	0944M
EM2334	191	6,441	DPL	318	0960M
EM2334T	24	2,482	GE3	309	0960M
EM2334T-12	24	3,142	GE3	291	0960M
EM2334T-5	26	2,482	GE3	290	0960M
EM2334T-58	220	3,048	5E3	325	0956M
EM2334T-5G	158	3,089	HV3	293	0960M
EM2334T-8	25	2,796	GE3	292	0960M
EM2334T-BG	153	3,059	HV3	290	0960M
EM2334T-G	158	3,089	HV3	295	0960M
EM2394T	24	2,520	GE3	241	0930M
EM2394T-5	26	2,520	GE3	245	0930M
EM2394T-8	25	2,520	GE3	240	0930M
EM2394T-BG	153	2,783	HV3	253	0930M
EM2394T-G	158	2,813	HV3	239	0930M
EM2395T	24	6,468	GE3	455	1060M
EM2401T	23	4,006	GE3	320	0960M
EM2402T	23	4,651	GE3	400	1046M
EM2504T	37	2,879	GO3	240	3948M
EM2506T	37	1,739	GO3	239	3950M
EM2506T-BG	154	2,002	HV3	248	3950M
EM2506T-G	161	2,032	HV3	243	3950M
EM2508T	37	3,603	GO3	260	3962M
EM251152T-4	186	13,117	DPC	1,140	A40058M
EM2511T	37	2,263	GO3	255	3954M
EM2511T-BG	154	2,526	HV3	255	3954M
EM2511T-G	161	2,556	HV3	255	3954M
EM251202T-4	186	14,864	DPC	1,737	A44056M
EM251252T-4	186	17,437	DPC	1,539	A44068M
EM251302T-4	186	27,254	DPC	1,899	A44084M
EM251352T-4	186	31,190	DPC	1,899	A44084M
EM2513T	37	2,101	GO3	250	3948M
EM2513T-5	39	2,101	GO3	212	3948M
EM2513T-58	220	2,581	5O3	230	3942M
EM2513T-5BG	154	2,630	HV3	250	3948M
EM2513T-5G	162	2,660	HV3	250	3948M
EM2513T-8	38	2,367	GO3	255	3948M
EM2513T-8G	162	2,660	HV3	250	3948M
EM2513T-BG	154	2,630	HV3	250	3948M
EM2513T-CI	37	2,253	GO3	238	0936M
EM2513T-G	161	2,660	HV3	250	3948M
EM251402T-4	186	36,592	DPC	2,083	A44112M
EM251452T-4	186	40,294	DPC	2,088	A44112M
EM2514T	37	2,402	GO3	191	3928M
EM2514T-8	38	2,402	GO3	190	3928M
EM2514T-G	161	2,695	HV3	195	3928M
EM251502T-4	186	44,548	DPC	2,595	A44128M
EM2515T	37	2,597	GO3	250	3948M
EM2515T-12	37	2,943	GO3	250	3948M
EM2515T-5	39	2,597	GO3	250	3948M
EM2515T-58	220	2,831	5O3	275	3956M
EM2515T-5BG	154	2,860	HV3	250	3948M
EM2515T-5G	162	2,890	HV3	250	3948M
EM2515T-8	38	2,597	GO3	250	3948M
EM2515T-8G	162	2,890	HV3	250	3948M
EM2515T-BG	154	2,860	HV3	250	3948M
EM2515T-CI	37	2,831	GO3	281	0946M
EM2515T-G	161	2,890	HV3	250	3948M
EM2516T	37	2,884	GO3	222	3938M
EM2516T-8	38	2,884	GO3	220	3938M
EM2516T-G	161	3,177	HV3	212	3938M
EM2524T	37	3,051	GO3	278	4038M
EM2524T-BG	154	3,350	HV3	300	4038M
EM2524T-G	161	3,428	HV3	280	4038M
EM25254T-4	38	17,108	GO3	2,036	A44100M
EM2528T	37	3,713	GO3	330	4056M
EM2528T-BG	154	4,012	HV3	375	4056M
EM2528T-G	161	4,090	HV3	375	4056M
EM2531T	37	3,166	GO3	350	4050M
EM2531T-12	37	3,715	GO3	307	4050M
EM2531T-5	39	3,166	GO3	330	4050M
EM2531T-5BG	154	3,465	HV3	388	4050M
EM2531T-5G	162	3,543	HV3	328	4050M
EM2531T-8	38	3,166	GO3	333	4050M
EM2531T-8G	162	3,543	HV3	330	4050M
EM2531T-BG	154	3,465	HV3	387	4050M
EM2531T-CI	37	3,451	GO3	422	1050M
EM2531T-G	161	3,543	HV3	314	4050M
EM2532T	37	4,485	GO3	411	4072M
EM2532T-G	161	4,941	HV3	384	4072M
EM2534T	37	3,404	GO3	308	4040M
EM2534T-8	39	3,404	GO3	320	4040M
EM2534T-G	161	3,781	HV3	310	4040M
EM2535T	37	3,462	GO3	335	4060M
EM2535T-12	37	4,011	GO3	378	4060M
EM2535T-5	39	3,462	GO3	378	4060M
EM2535T-5BG	154	3,761	HV3	378	4060M
EM2535T-5G	162	3,839	HV3	378	4060M
EM2535T-8	39	3,462	GO3	378	4060M
EM2535T-8G	162	3,839	HV3	378	4060M
EM2535T-BG	154	3,761	HV3	378	4060M
EM2535T-CI	37	3,773	GO3	450	1052M
EM2535T-G	161	3,839	HV3	378	4060M
EM2536T	37	4,678	GO3	380	4084M
EM2536T-G	161	5,134	HV3	457	4084M
EM2538T	37	4,385	GO3	329	4046M
EM2538T-8	39	4,385	GO3	362	4046M
EM2538T-CI	37	4,780	GO3	402	1046M
EM2538T-G	161	4,762	HV3	375	4046M
EM2539T	37	4,516	GO3	396	4064M
EM2539T-12	37	5,367	GO3	397	4064M
EM2539T-5	39	4,516	GO3	397	4064M
EM2539T-5BG	154	4,882	HV3	400	4064M
EM2539T-5G	162	4,972	HV3	400	4064M
EM2539T-8	39	4,516	GO3	434	4064M
EM2539T-8G	162	4,972	HV3	390	4064M
EM2539T-BG	154	4,882	HV3	324	4064M
EM2539T-CI	37	4,923	GO3	538	1250M
EM2539T-G	161	4,972	HV3	396	4064M
EM25402T-4	38	36,592	GO3	2,100	A44112M
EM25404T-4	38	33,445	GO3	2,677	A44140M

(1) Shipping weight (lbs.) is approximate.

Index

Catalog Number	Page Number	List Price	Disc. Sym.	Ship Wgt(1)	Type Code
EM2540T	37	6,327	G03	598	4278M
EM2540T-CI	37	6,664	G03	801	A36062M
EM2540T-G	161	7,170	HV3	606	4278M
EM2542T	37	4,776	G03	380	4058M
EM2542T-8	39	4,776	G03	380	4058M
EM2542T-CI	37	5,416	G03	548	1250M
EM2542T-G	161	5,232	HV3	375	4058M
EM2543T	37	4,983	G03	630	4256M
EM2543T-12	37	5,834	G03	468	4256M
EM2543T-5	39	4,983	G03	465	4256M
EM2543T-5BG	154	5,349	HV3	525	4256M
EM2543T-8	39	4,983	G03	467	4256M
EM2543T-BG	154	5,349	HV3	497	4256M
EM2543T-CI	37	5,433	G03	570	1256M
EM2543T-G	161	5,439	HV3	473	4256M
EM2543TS-12	37	5,834	G03	469	4256M
EM2544T	37	7,641	G03	762	4466M
EM2544T-CI	37	8,068	G03	722	A36052M
EM25452T-4	38	40,294	G03	2,132	A44112M
EM25454T-4	38	37,824	G03	2,888	A44144M
EM2546T	37	6,043	G03	458	4250M
EM2547T	37	6,274	G03	600	4278M
EM2547T-12	37	7,612	G03	620	4278M
EM2547T-5	39	6,274	G03	430	4278M
EM2547T-8	39	6,274	G03	623	4278M
EM2547T-CI	37	6,838	G03	745	A36050M
EM2547T-G	162	7,117	HV3	541	4278M
EM2547TS-12	37	7,612	G03	613	4278M
EM2548T	37	9,413	G03	654	4480M
EM2548T-4CI	37	10,242	G03	1,009	A40052M
EM2549T	38	7,926	G03	502	4254M
EM2550T	38	8,473	G03	562	4266M
EM2551T	38	7,701	G03	744	4462M
EM2551T-12	38	9,039	G03	758	4462M
EM2551T-5	39	7,701	G03	740	4462M
EM2551T-8	39	7,701	G03	783	A36056M
EM2551T-CI	38	8,392	G03	762	A36056M
EM2551T-G	162	8,543	HV3	750	4462M
EM2551TS-12	38	9,039	G03	749	4462M
EM2552T-4	38	11,403	G03	1,067	A40064M
EM2554T-4	38	10,633	G03	894	4476M
EM2554T-4CI	38	12,687	G03	997	A40048M
EM2555T	38	8,959	G03	930	4484M
EM2555T-12	38	10,902	G03	946	4484M
EM2555T-4	38	8,959	G03	928	4484M
EM2555T-4G	162	10,158	HV3	898	4484M
EM2555T-5	39	8,959	G03	943	4484M
EM2555T-CI	38	9,765	G03	1,038	A40052M
EM2555TS-12	38	10,902	G03	941	4484M
EM2556T-4	38	13,117	G03	597	4464M
EM2557T-4	38	13,555	G03	1,513	A44062M
EM2558T-4	38	12,208	G03	1,528	A44062M
EM2558T-5	39	12,208	G03	1,535	A44062M
EM2558TS-4	38	12,208	G03	1,519	A44062M
EM2559T-4	38	10,991	G03	955	4488M
EM2559T-4CI	38	11,978	G03	1,118	A40064M
EM2559T-5	39	10,991	G03	960	4488M
EM2559TS-4	38	10,991	G03	1,238	4488M
EM2560T-4	38	15,963	G03	1,572	A44072M
EM2562T-4	38	14,864	G03	1,364	A44056M
EM2563T-4	38	15,256	G03	1,625	A44072M
EM2564T-4	38	20,984	G03	1,827	A44090M
EM2565T-4	38	17,437	G03	1,539	A44068M
EM2568T-4	38	27,254	G03	1,539	A44068M
EM25694T-4	38	26,089	G03	2,151	A44112M
EM2571T-4	38	31,190	G03	2,100	A44112M
EM2572T-4	38	30,816	G03	2,694	A44128M
EM2583T-4	38	12,551	G03	1,455	A44056M
EM30003	36	427	G03	21	3413M
EM30004	36	472	G03	24	3416M
EM30006	36	448	G03	22	3413M
EM30007	36	451	G03	24	3416M
EM30008	36	494	G03	27	3421M
EM30009	36	482	G03	24	3416M
EM30010	36	497	G03	31	3424M

Catalog Number	Page Number	List Price	Disc. Sym.	Ship Wgt(1)	Type Code
EM30011	36	543	G03	34	3428M
EM30012	36	480	G03	22	3416M
EM31101	36	472	G03	24	3416M
EM31104	36	451	G03	24	3416M
EM31104-5	39	451	G03	24	3416M
EM31105	36	494	G03	27	3421M
EM31107	36	482	G03	24	3416M
EM31108	36	497	G03	31	3424M
EM31108-5	39	497	G03	31	3424M
EM31108A	36	564	G03	31	3424M
EM31109	36	543	G03	34	3428M
EM31111	36	480	G03	24	3416M
EM31112	36	547	G03	32	3516M
EM31112-5	39	547	G03	33	3514M
EM31112A	36	614	G03	35	3516M
EM31115	36	492	G03	27	3420M
EM31115-G	161	703	HV3	27	-
EM31116	36	576	G03	29	3520M
EM31116-5	39	576	G03	38	3520M
EM31116A	36	603	G03	38	3520M
EM31120	36	508	G03	34	3518M
EM31153	36	668	G03	39	3524M
EM31154	36	631	G03	36	3526M
EM31154A	36	698	G03	41	3526M
EM31155	36	572	G03	43	3524M
EM31156	36	842	G03	41	3526M
EM31157	36	662	G03	45	3530M
EM31158	37	641	G03	50	3528M
EM31159	36	810	G03	54	3540M
EM3116-57	220	569	503	34	3518M
EM3116T	36	631	G03	34	3520M
EM3116T-5	39	631	G03	34	3520M
EM3116T-57	220	572	503	34	3518M
EM3116T-5G	162	877	HV3	38	3520M
EM3116T-8	38	711	G03	34	3520M
EM3116T-8G	162	877	HV3	38	3520M
EM3116T-BG	154	877	HV3	38	3520M
EM3116T-G	161	877	HV3	34	3520M
EM3120T	36	612	G03	33	3518M
EM3120T-G	161	778	HV3	34	3518M
EM3154T	36	660	G03	37	3522M
EM3154T-5	39	660	G03	37	3522M
EM3154T-57	220	608	503	41	3526M
EM3154T-5G	162	909	HV3	37	3522M
EM3154T-8	38	743	G03	37	3522M
EM3154T-8G	162	909	HV3	37	3522M
EM3154T-BG	154	909	HV3	37	3522M
EM3154T-G	161	909	HV3	38	3522M
EM3155T	36	718	G03	41	3524M
EM3155T-BG	154	884	HV3	43	3524M
EM3155T-G	161	884	HV3	41	3524M
EM3156T	36	727	G03	36	3524M
EM3156T-G	161	893	HV3	40	3524M
EM3157T	36	707	G03	40	3526M
EM3157T-5	39	707	G03	39	3524M
EM3157T-57	220	625	503	45	3528M
EM3157T-5G	162	962	HV3	43	3524M
EM3157T-8	38	796	G03	40	3524M
EM3157T-8G	162	962	HV3	43	3524M
EM3157T-BG	154	962	HV3	43	3526M
EM3157T-G	161	962	HV3	41	3526M
EM3157TA	36	876	G03	44	3528M
EM3158T	37	727	G03	46	3530M
EM3158T-8	38	727	G03	51	3530M
EM3158T-BG	154	893	HV3	51	3530M
EM3158T-G	161	893	HV3	46	3530M
EM3207T	36	851	G03	66	3628M
EM3207T-G	161	1,048	HV3	67	3628M
EM3211T	37	762	G03	69	3630M
EM3211T-5	39	762	G03	69	3630M
EM3211T-57	220	715	503	74	3630M
EM3211T-5BG	154	1,055	HV3	74	3630M
EM3211T-5G	162	1,055	HV3	74	3630M
EM3211T-8	38	858	G03	71	3630M
EM3211T-8G	162	1,055	HV3	74	3630M

(1) Shipping weight (lbs.) is approximate.

Index

Catalog Number	Page Number	List Price	Disc. Sym.	Ship Wgt(1)	Type Code
EM3211T-BG	154	1,055	HV3	74	3630M
EM3211T-G	161	1,055	HV3	72	3630M
EM3211TA	37	938	GO3	65	3632M
EM3212T	37	794	GO3	61	3622M
EM3212T-5	39	794	GO3	76	3634M
EM3212T-8	38	794	GO3	69	3622M
EM3212T-BG	154	991	HV3	63	3622M
EM3212T-G	161	991	HV3	63	3622M
EM3215T	36	870	GO3	79	3636M
EM3215T-G	161	1,067	HV3	79	3636M
EM3216T	36	1,192	GO3	65	3628M
EM3218T	37	835	GO3	84	3640M
EM3218T-5	39	835	GO3	82	3640M
EM3218T-57	220	791	5O3	101	3646M
EM3218T-5BG	154	1,137	HV3	92	3640M
EM3218T-5G	162	1,137	HV3	92	3640M
EM3218T-8	38	940	GO3	84	3640M
EM3218T-8G	162	1,137	HV3	92	3640M
EM3218T-BG	154	1,137	HV3	92	3640M
EM3218T-G	161	1,137	HV3	84	3640M
EM3218TA	37	1,020	GO3	84	3640M
EM3219T	37	1,259	GO3	74	3632M
EM3219T-5	39	1,259	GO3	92	3646M
EM3219T-8	38	1,259	GO3	77	3632M
EM3219T-BG	154	1,456	HV3	77	3632M
EM3219T-G	161	1,456	HV3	75	3632M
EM3220T	36	1,448	GO3	82	3642M
EM3303T	36	1,788	GO3	111	3744M
EM3305T	37	1,107	GO3	119	3734M
EM3305T-BG	154	1,328	HV3	110	3734M
EM3305T-G	161	1,328	HV3	110	3734M
EM3309T	37	1,451	GO3	139	3744M
EM3309T-BG	154	1,672	HV3	141	3744M
EM3309T-G	161	1,672	HV3	141	3744M
EM3311T	37	1,226	GO3	115	3734M
EM3311T-5	39	1,226	GO3	130	3734M
EM3311T-58	220	1,118	5O3	127	3736M
EM3311T-5BG	154	1,602	HV3	120	3734M
EM3311T-5G	162	1,602	HV3	130	3734M
EM3311T-8	38	1,381	GO3	130	3734M
EM3311T-8G	162	1,602	HV3	130	3734M
EM3311T-BG	154	1,602	HV3	115	3734M
EM3311T-G	161	1,602	HV3	115	3734M
EM3312T	37	1,440	GO3	121	3728M
EM3312T-8	38	1,440	GO3	121	3728M
EM3312T-BG	154	1,661	HV3	121	3728M
EM3312T-G	161	1,661	HV3	113	3728M
EM3313T	37	1,484	GO3	128	3742M
EM3313T-5	39	1,484	GO3	123	3740M
EM3313T-58	220	1,823	5O3	165	3752M
EM3313T-5BG	154	1,893	HV3	132	3740M
EM3313T-5G	162	1,893	HV3	132	3740M
EM3313T-8	38	1,672	GO3	129	3740M
EM3313T-8G	162	1,893	HV3	132	3740M
EM3313T-BG	154	1,893	HV3	129	3742M
EM3313T-G	161	1,893	HV3	127	3742M
EM3314T	37	2,045	GO3	124	3734M
EM3314T-8	38	2,045	GO3	131	3734M
EM3314T-BG	154	2,266	HV3	131	3734M
EM3314T-G	161	2,266	HV3	126	3734M
EM3538	22	586	GE3	29	3514M
EM3545	23	641	GE3	37	3516M
EM3545-5	25	641	GE3	35	3516M
EM3545-57	220	625	5E3	35	3516M
EM3545-G	157	796	HV3	32	3516M
EM3546	23	655	GE3	35	3520M
EM3546-5	25	655	GE3	38	3520M
EM3546T	23	655	GE3	35	3520M
EM3546T-5	25	655	GE3	34	3520M
EM3546T-57	220	639	5E3	34	3518M
EM3546T-5G	158	872	HV3	35	3520M
EM3546T-8	25	738	GE3	35	3520M
EM3546T-BG	152	872	HV3	38	3520M
EM3546T-G	157	872	HV3	30	3520M
EM3550	23	726	GE3	35	3520M
EM3550T	23	726	GE3	36	3520M
EM3550T-5	25	726	GE3	36	3520M
EM3550T-57	220	725	5E3	43	3524M
EM3550T-G	157	892	HV3	36	3520M
EM3554	23	728	GE3	40	3526M
EM3554-5	25	728	GE3	41	3526M
EM3554T	23	728	GE3	41	3526M
EM3554T-5	25	728	GE3	42	3526M
EM3554T-57	220	650	5E3	41	3526M
EM3554T-5G	158	900	HV3	42	3526M
EM3554T-8	25	820	GE3	43	3526M
EM3554T-BG	152	900	HV3	41	3526M
EM3554T-G	157	900	HV3	42	3526M
EM3555	23	795	GE3	42	3526M
EM3555-5	25	795	GE3	41	3526M
EM3555T	23	795	GE3	43	3526M
EM3555T-5	25	795	GE3	43	3526M
EM3555T-57	220	796	5E3	50	3532M
EM3555T-BG	152	961	HV3	41	3526M
EM3555T-G	157	961	HV3	46	3526M
EM3556	23	846	GE3	42	3526M
EM3556-5	25	846	GE3	41	3526M
EM3556T	23	846	GE3	42	3526M
EM3556T-5	25	846	GE3	40	3526M
EM3556T-G	157	1,012	HV3	43	3526M
EM3558	23	770	GE3	46	3528M
EM3558-5	25	770	GE3	45	3528M
EM3558T	23	770	GE3	45	3528M
EM3558T-5	25	770	GE3	46	3528M
EM3558T-57	220	686	5E3	45	3528M
EM3558T-5G	158	927	HV3	46	3528M
EM3558T-8	25	867	GE3	46	3528M
EM3558T-9	61	806	SDQ	45	3528M
EM3558T-BG	152	927	HV3	45	3528M
EM3558T-G	157	927	HV3	42	3528M
EM3559	23	871	GE3	50	3532M
EM3559-5	26	871	GE3	50	3532M
EM3559T	23	871	GE3	49	3532M
EM3559T-5	26	871	GE3	60	3532M
EM3559T-BG	152	1,037	HV3	50	3532M
EM3559T-G	157	1,037	HV3	53	3532M
EM3581T	23	913	GE3	51	0518M
EM3581T-BG	152	1,065	HV3	55	0518M
EM3581T-G	157	1,065	HV3	55	0518M
EM3582T	23	1,023	GE3	56	0524M
EM3582T-BG	152	1,175	HV3	56	0524M
EM3582T-G	157	1,175	HV3	56	0524M
EM3583T	23	966	GE3	52	0520M
EM3583T-BG	152	1,118	HV3	56	0520M
EM3583T-G	157	1,118	HV3	56	0520M
EM3584T	23	947	GE3	57	0526M
EM3584T-BG	152	1,099	HV3	61	0526M
EM3584T-G	157	1,099	HV3	61	0526M
EM3586T	23	1,014	GE3	59	0526M
EM3586T-BG	152	1,166	HV3	62	0526M
EM3586T-G	157	1,166	HV3	62	0526M
EM3587T	23	993	GE3	58	0528M
EM3587T-BG	152	1,145	HV3	62	0528M
EM3587T-G	157	1,145	HV3	65	0528M
EM3603	191	1,086	DPL	38	3520M
EM3604	191	1,384	DPL	41	3526M
EM3606	191	1,106	DPL	41	3526M
EM3607	191	1,479	DPL	72	3632M
EM3607T	23	989	GE3	73	3632M
EM3607T-5	25	989	GE3	73	3632M
EM3607T-G	157	1,186	HV3	76	3632M
EM3609	191	1,167	DPL	45	3528M
EM3610	191	1,168	DPL	50	3532M
EM3610T	23	882	GE3	50	3532M
EM3610T-5	26	882	GE3	56	3532M
EM3610T-57	220	1,015	5E3	55	3534M
EM3610T-G	157	1,079	HV3	57	3532M
EM3611	191	1,215	DPL	70	3632M
EM3611T	23	790	GE3	73	3632M
EM3611T-5	26	790	GE3	73	3632M

(1) Shipping weight (lbs.) is approximate.

Index

Catalog Number	Page Number	List Price	Disc. Sym.	Ship Wgt(1)	Type Code
EM3611T-57	220	805	5E3	70	3632M
EM3611T-5G	158	1,037	HV3	76	3632M
EM3611T-8	25	890	GE3	72	3632M
EM3611T-9	61	945	SDQ	83	3636M
EM3611T-BG	152	1,037	HV3	70	3632M
EM3611T-G	157	1,037	HV3	74	3632M
EM3613T	23	978	GE3	75	3630M
EM3613T-5	26	978	GE3	75	3630M
EM3613T-57	220	1,167	5E3	93	3642M
EM3613T-BG	152	1,175	HV3	74	3630M
EM3613T-G	157	1,175	HV3	76	3630M
EM3614T	23	1,037	GE3	93	3644M
EM3614T-5	25	1,037	GE3	90	3644M
EM3614T-G	157	1,234	HV3	94	3644M
EM3615T	23	816	GE3	93	3642M
EM3615T-5	26	816	GE3	89	3642M
EM3615T-57	220	930	5E3	101	3646M
EM3615T-5G	158	1,116	HV3	84	3642M
EM3615T-8	25	919	GE3	93	3642M
EM3615T-9	61	1,026	SDQ	95	3644M
EM3615T-BG	152	1,116	HV3	93	3642M
EM3615T-G	157	1,116	HV3	92	3642M
EM3616T	23	1,290	GE3	98	3646M
EM3616T-5	26	1,290	GE3	98	3646M
EM3617T	23	1,393	GE3	65	3628M
EM3618T	23	1,650	GE3	95	3646M
EM3660T	23	1,096	GE3	91	0618M
EM3660T-8	25	1,096	GE3	82	0618M
EM3660T-BG	152	1,260	HV3	58	0618M
EM3660T-G	157	1,260	HV3	58	0618M
EM3661T	23	1,127	GE3	97	0632M
EM3661T-5	26	1,127	GE3	97	0632M
EM3661T-8	25	1,127	GE3	96	0632M
EM3661T-BG	152	1,291	HV3	105	0632M
EM3661T-G	157	1,291	HV3	105	0632M
EM3663T	23	1,349	GE3	99	0628M
EM3663T-8	25	1,349	GE3	99	0628M
EM3663T-BG	152	1,513	HV3	99	0628M
EM3663T-G	157	1,513	HV3	99	0628M
EM3664T	23	1,237	GE3	109	0642M
EM3664T-BG	152	1,401	HV3	123	0642M
EM3664T-G	157	1,401	HV3	113	0642M
EM3665T	23	1,153	GE3	107	0642M
EM3665T-5	26	1,153	GE3	108	0642M
EM3665T-8	25	1,153	GE3	108	0642M
EM3665T-8G	158	1,350	HV3	119	0642M
EM3665T-BG	152	1,317	HV3	115	0642M
EM3665T-G	157	1,317	HV3	115	0642M
EM3667T	23	1,217	GE3	93	0630M
EM3667T-BG	152	1,381	HV3	99	0630M
EM3667T-G	157	1,381	HV3	99	0630M
EM3702	191	2,603	DPL	111	3744M
EM3702T	23	2,089	GE3	110	3732M
EM3703	191	1,429	DPL	70	3632M
EM3704	191	1,758	DPL	132	3738M
EM3704T	23	1,349	GE3	134	3738M
EM3704T-5	26	1,349	GE3	129	3738M
EM3704T-BG	152	1,570	HV3	132	3738M
EM3704T-G	157	1,570	HV3	135	3738M
EM3705T	23	2,283	GE3	141	3744M
EM3706	191	1,987	DPL	74	3630M
EM3707	191	1,800	DPL	93	3642M
EM3708T	23	1,524	GE3	185	3752M
EM3708T-5	26	1,524	GE3	185	3752M
EM3708T-BG	152	1,745	HV3	185	3752M
EM3708T-G	157	1,745	HV3	185	3752M
EM3709	191	2,004	DPL	96	3646M
EM3709T	23	1,465	GE3	116	3728M
EM3709T-5	26	1,465	GE3	115	3728M
EM3709T-58	220	1,619	5E3	121	3728M
EM3709T-BG	152	1,686	HV3	121	3728M
EM3709T-G	157	1,686	HV3	133	3728M
EM3710T	23	1,177	GE3	151	3738M
EM3710T-5	26	1,177	GE3	151	3738M
EM3710T-58	220	1,290	5E3	127	3736M
EM3710T-5G	158	1,547	HV3	151	3738M
EM3710T-8	25	1,326	GE3	127	3738M
EM3710T-9	61	1,387	SDQ	140	3744M
EM3710T-BG	152	1,547	HV3	151	3738M
EM3710T-G	157	1,547	HV3	151	3738M
EM3711T	23	1,485	GE3	120	3730M
EM3711T-5	26	1,485	GE3	119	3728M
EM3711T-58	220	1,717	5E3	140	3740M
EM3711T-BG	152	1,706	HV3	118	3730M
EM3711T-G	157	1,706	HV3	118	3730M
EM3712	191	1,671	DPL	97	3644M
EM3713T	24	2,095	GE3	172	3752M
EM3713T-5	26	2,095	GE3	169	3752M
EM3714T	23	1,329	GE3	162	3752M
EM3714T-5	26	1,329	GE3	165	3752M
EM3714T-58	220	1,632	5E3	165	3752M
EM3714T-5G	158	1,718	HV3	165	3752M
EM3714T-8	25	1,497	GE3	165	3752M
EM3714T-9	61	1,614	SDQ	195	3760M
EM3714T-BG	152	1,718	HV3	165	3752M
EM3714T-G	157	1,718	HV3	156	3752M
EM3764T	23	1,541	GE3	173	0736M
EM3764T-BG	152	1,716	HV3	211	0736M
EM3764T-G	157	1,716	HV3	200	0736M
EM3768T	23	1,788	GE3	195	0746M
EM3768T-BG	152	1,963	HV3	198	0746M
EM3768T-G	157	1,963	HV3	198	0746M
EM3769T	23	1,561	GE3	165	0726M
EM3769T-8	25	1,561	GE3	155	0724M
EM3769T-BG	152	1,963	HV3	169	0726M
EM3769T-G	157	1,963	HV3	169	0726M
EM3770T	23	1,504	GE3	170	0738M
EM3770T-5	26	1,504	GE3	170	0738M
EM3770T-8	25	1,504	GE3	170	0738M
EM3770T-8G	158	1,725	HV3	170	0738M
EM3770T-BG	152	1,904	HV3	193	0738M
EM3770T-G	157	1,924	HV3	193	0738M
EM3771T	23	1,830	GE3	182	0730M
EM3771T-8	25	1,830	GE3	182	0730M
EM3771T-BG	152	2,005	HV3	164	0730M
EM3771T-G	157	2,035	HV3	174	0730M
EM3774T	23	1,687	GE3	191	0748M
EM3774T-5	26	1,687	GE3	185	0748M
EM3774T-8	25	1,687	GE3	189	0748M
EM3774T-8G	158	1,908	HV3	231	0748M
EM3774T-BG	152	1,862	HV3	232	0748M
EM3774T-G	157	1,907	HV3	232	0748M
EM4100T	24	3,880	GE3	342	1046M
EM4100T-BG	153	4,179	HV3	372	1046M
EM4100T-G	158	4,257	HV3	369	1046M
EM4102T	24	5,166	GE3	420	1054M
EM4102T-BG	153	5,465	HV3	406	1054M
EM4102T-G	158	5,543	HV3	393	1054M
EM4103T	24	3,246	GE3	417	1054M
EM4103T-12	24	4,206	GE3	437	1054M
EM4103T-5	26	3,246	GE3	437	1056M
EM4103T-58	220	3,987	5E3	462	1056M
EM4103T-5G	158	4,034	HV3	437	1056M
EM4103T-8	25	3,657	GE3	417	1054M
EM4103T-BG	153	3,956	HV3	437	1054M
EM4103T-G	158	4,034	HV3	437	1054M
EM4104T	24	3,850	GE3	437	1056M
EM4104T-12	24	4,887	GE3	425	1056M
EM4104T-5	26	3,850	GE3	408	1056M
EM4104T-58	220	4,729	5E3	475	1064M
EM4104T-5G	158	4,715	HV3	423	1056M
EM4104T-8	25	4,338	GE3	413	1056M
EM4104T-BG	153	4,637	HV3	437	1056M
EM4104T-G	158	4,715	HV3	410	1056M
EM4106T	24	2,766	GE3	252	0936M
EM4106T-5	26	2,766	GE3	252	0936M
EM4106T-8	25	2,766	GE3	242	0932M
EM4106T-G	158	3,059	HV3	261	0936M
EM4107T	24	3,609	GE3	327	0944M
EM4107T-5	26	3,609	GE3	335	0946M

(1) Shipping weight (lbs.) is approximate.

Index

Catalog Number	Page Number	List Price	Disc. Sym.	Ship Wgt(1)	Type Code
EM4107T-8	25	3,609	GE3	281	0944M
EM4107T-G	158	3,986	HV3	323	0944M
EM4108T	24	4,288	GE3	322	0950M
EM4108T-5	26	4,288	GE3	331	0950M
EM4108T-8	25	4,288	GE3	324	0948M
EM4108T-G	158	4,665	HV3	299	0950M
EM4109T	24	5,877	GE3	445	1058M
EM4109T-5	26	5,877	GE3	522	1240M
EM4109T-G	158	6,333	HV3	470	1058M
EM4110T	24	5,035	GE3	570	1254M
EM4110T-12	24	6,524	GE3	601	1260M
EM4110T-5	26	5,035	GE3	575	1254M
EM4110T-58	220	6,184	5E3	650	1272M
EM4110T-5G	158	6,129	HV3	576	1254M
EM4110T-8	25	5,673	GE3	580	1254M
EM4110T-BG	153	6,039	HV3	578	1254M
EM4110T-G	158	6,129	HV3	596	1254M
EM4111T	24	5,845	GE3	535	1072M
EM4111T-BG	153	6,211	HV3	475	1072M
EM4111T-G	158	6,301	HV3	507	1072M
EM4112T	24	7,355	GE3	534	1252M
EM4114T	24	6,429	GE3	586	1252M
EM4114T-5	26	6,429	GE3	574	1252M
EM4114T-G	158	6,885	HV3	584	1252M
EM4115T	24	5,501	GE3	650	1272M
EM4115T-12	24	7,050	GE3	652	1272M
EM4115T-5	26	5,501	GE3	623	1272M
EM4115T-58	220	6,757	5E3	682	1272M
EM4115T-5G	158	6,655	HV3	644	1272M
EM4115T-8	25	6,199	GE3	621	1266M
EM4115T-BG	153	6,565	HV3	423	1272M
EM4115T-G	158	6,655	HV3	648	1272M
EM4115TS	24	6,199	GE3	639	1272M
EM4116T	24	9,084	GE3	578	1256M
EM4117T	24	6,753	GE3	604	1264M
EM4117T-G	158	7,209	HV3	604	1264M
EM4118T	24	3,226	GE3	305	0944M
EM4308T	24	8,414	GE3	899	A36062M
EM4308T-G	158	9,194	HV3	883	A36062M
EM4310T	24	9,032	GE3	810	A36056M
EM4310T-G	158	9,843	HV3	900	A36056M
EM4312T	24	10,167	GE3	902	A36062M
EM4312T-G	158	11,035	HV3	910	A36062M
EM4313T	24	10,507	GE3	980	A36068M
EM4313T-G	158	11,392	HV3	966	A36068M
EM4314T	24	8,919	GE3	912	A3658M
EM4314T-12	24	10,257	GE3	850	A36062M
EM4314T-5	26	8,919	GE3	919	A36062M
EM4314T-58	220	9,722	5E3	910	A36070M
EM4314T-G	158	9,724	HV3	907	A3658M
EM4314TS	24	8,919	GE3	907	A36062M
EM4316T	24	10,429	GE3	955	A36070M
EM4316T-12	24	11,994	GE3	955	A36070M
EM4316T-5	26	10,429	GE3	958	A36070M
EM4316T-G	158	11,310	HV3	956	A36070M
EM4316TS	24	10,429	GE3	946	A36070M
EM4338T	24	10,102	GE3	813	A36050M
EM4348T	24	12,530	GE3	875	A36062M
EM4400T	24	11,494	GE3	1,203	A40064M
EM4400T-12	24	14,895	GE3	1,211	A40064M
EM4400T-5	26	11,494	GE3	1,208	A40064M
EM4400T-G	158	14,152	HV3	1,214	A40064M
EM4400TS	24	12,952	GE3	1,206	A40064M
EM4402T-4	24	13,434	GE3	1,187	A40060M
EM4403T	24	12,341	GE3	1,187	A40064M
EM4404T	24	14,371	GE3	1,229	A40064M
EM4406T-4	24	16,367	GE3	1,826	A4488M
EM4406T-5	26	16,367	GE3	2,151	A4488M
EM4406T-5E	26	16,367	GE3	1,770	A44078M
EM4406TR-4	24	19,671	GE3	1,826	A4488M
EM4406TS-4	24	18,443	GE3	2,071	A4488M
EM4407T-4	25	23,119	GE3	2,497	A44120M
EM4407TR-4	25	24,347	GE3	2,531	A44120M
EM4407TS-4	25	23,119	GE3	2,487	A44120M
EM4408T-4	25	30,317	GE3	2,818	A44144M
EM4408TR-4	25	31,545	GE3	2,888	A44144M
EM4408TS-4	25	30,317	GE3	2,888	A44144M
EM4409T-4	24	17,345	GE3	1,828	A44064M
EM4410T-4	24	16,033	GE3	1,969	A44076M
EM4410T-5	26	14,228	GE3	1,669	A44076M
EM4410T-5E	26	16,033	GE3	1,626	A44062M
EM4410TR-4	24	17,261	GE3	1,988	A44076M
EM4410TS-4	24	16,033	GE3	2,001	A44076M
EM4411T-4	24	20,405	GE3	2,073	A44090M
EM4412T-4	24	16,605	GE3	1,901	A4468M
EM4413T-4	24	19,538	GE3	1,995	A4478M
EM44156T-4	24	23,372	GE3	2,571	A44120M
EM4416T-4	25	23,416	GE3	2,355	A44104M
EM44206T-4	25	28,836	GE3	3,017	A44160M
EM44252T-4	25	36,462	GE3	2,595	A44128M
EM44256T-4	25	42,159	GE3	3,125	A44160M
EM4458T	24	15,386	GE3	1,216	A40060M
EM4468T	24	17,769	GE3	1,216	A40060M
EMM08112-S-AP	205	575	IPP	10	-
EMM08112-S-PP	208	643	IPP	42	-
EMM08256-S-PP	208	511	IPP	31	-
EMM08376-S-PP	208	565	IPP	35	-
EMM08554-S-PP	208	522	IPP	44	-
EMM08556-S-PP	208	643	IPP	46	-
EMM08752-S-AP	205	529	IPP	21	-
EMM08752-S-PP	208	591	IPP	40	-
EMM08754-S-AP	205	550	IPP	13	-
EMM08754-S-PP	208	614	IPP	49	-
EMM09114-S-AP	205	627	IPP	19	-
EMM09114-S-PP	208	700	IPP	73	-
EMM09152-S-AP	205	686	IPP	17	-
EMM09152-S-PP	208	766	IPP	68	-
EMM09154-S-AP	205	737	IPP	19	-
EMM09154-S-PP	208	823	IPP	75	-
EMM09222-S-AP	205	863	IPP	20	-
EMM09222-S-PP	208	964	IPP	77	-
EMM09756-S-AP	205	693	IPP	19	-
EMM09756-S-PP	208	775	IPP	75	-
EMM10032-S-AP	205	1,022	IPP	28	-
EMM10032-S-PP	208	1,142	IPP	110	-
EMM10034-S-AP	205	1,074	IPP	88	-
EMM10034-S-PP	208	1,199	IPP	108	-
EMM10116-S-AP	205	850	IPP	35	-
EMM10116-S-PP	208	950	IPP	104	-
EMM10156-S-AP	205	973	IPP	35	-
EMM10224-S-AP	205	904	IPP	36	-
EMM10224-S-PP	208	1,010	IPP	108	-
EMM11042-S-AP	205	1,220	IPP	38	-
EMM11042-S-PP	208	1,363	IPP	123	-
EMM11044-S-AP	205	1,276	IPP	108	-
EMM11044-S-PP	208	1,426	IPP	115	-
EMM11156-S-PP	208	1,087	IPP	117	-
EMM11226-S-AP	205	1,223	IPP	43	-
EMM13036-S-AP	205	1,354	IPP	66	-
EMM13036-S-PP	208	1,699	IPP	181	-
EMM13046-S-AP	205	1,686	IPP	67	-
EMM13046-S-PP	208	2,115	IPP	181	-
EMM13226-S-PP	208	1,366	IPP	179	-
EMM13552-D-PP	208	1,776	IPP	170	-
EMM13552-S-AP	205	1,416	IPP	190	-
EMM13554-D-PP	208	1,831	IPP	179	-
EMM13554-S-AP	205	1,459	IPP	68	-
EMM13556-D-PP	208	2,614	IPP	174	-
EMM13556-S-AP	205	2,084	IPP	63	-
EMM13752-D-PP	208	2,212	IPP	170	-
EMM13752-S-AP	205	1,764	IPP	63	-
EMM13754-D-PP	208	2,310	IPP	266	-
EMM13754-S-AP	205	1,841	IPP	68	-
EMM16112-D-PPN	208	2,795	IPP	310	-
EMM16112-S-AP	205	2,027	IPP	234	-
EMM16114-D-PPN	208	2,593	IPP	381	-
EMM16114-S-AP	205	2,068	IPP	278	-
EMM16116-S-AP	205	2,997	IPP	308	-
EMM16152-D-PPN	208	3,615	IPP	374	-
EMM16152-S-AP	205	2,631	IPP	271	-
EMM16154-D-PPN	208	3,339	IPP	412	-
EMM16154-S-AP	205	2,676	IPP	309	-

(1) Shipping weight (lbs.) is approximate.

Index

Catalog Number	Page Number	List Price	Disc. Sym.	Ship Wgt(1)	Type Code
EMM16182-D-PPN	209	3,991	IPP	403	-
EMM16182-S-AP	206	3,157	IPP	302	-
EMM16756-S-AP	205	2,196	IPP	480	-
EMM18156-S-AP	205	3,728	IPP	385	-
EMM18184-D-PPN	209	3,808	IPP	518	-
EMM18184-S-AP	206	3,340	IPP	390	-
EMM18222-D-PPN	209	4,460	IPP	515	-
EMM18222-S-AP	206	3,911	IPP	388	-
EMM18224-D-PPN	209	4,565	IPP	587	-
EMM18224-S-AP	206	3,637	IPP	388	-
EMM20186-S-AP	206	4,872	IPP	480	-
EMM20226-S-AP	206	5,238	IPP	539	-
EMM20302-D-PPN	209	5,582	IPP	656	-
EMM20302-S-AP	206	4,895	IPP	496	-
EMM20304-D-PPN	209	5,791	IPP	703	-
EMM20304-S-AP	206	5,078	IPP	542	-
EMM20372-D-PPN	209	7,356	IPP	692	-
EMM20372-S-AP	206	6,451	IPP	531	-
EMM22306-S-AP	206	7,137	IPP	683	-
EMM22374-D-PPN	209	7,069	IPP	877	-
EMM22374-S-AP	206	6,199	IPP	694	-
EMM22452-D-PPN	209	8,817	IPP	692	-
EMM22452-S-AP	206	7,731	IPP	719	-
EMM22454-D-PPN	209	8,530	IPP	877	-
EMM22454-S-AP	206	6,794	IPP	696	-
EMM2333	216	2,388	BIM	250	0944M
EMM2334	216	2,899	BIM	313	0960M
EMM25376-S-AP	206	9,378	IPP	809	-
EMM25552-D-PPN	209	10,695	IPP	996	-
EMM25552-S-AP	206	9,378	IPP	773	-
EMM25554-D-PPN	209	10,303	IPP	1,049	-
EMM25554-S-AP	206	9,035	IPP	828	-
EMM28752-D-PP	209	16,039	IPP	1,466	-
EMM28754-D-PP	209	15,494	IPP	1,466	-
EMM28902-D-PP	209	19,253	IPP	1,598	-
EMM28904-D-PP	209	18,105	IPP	1,598	-
EMM3554	216	825	BIM	44	3526M
EMM3558	216	842	BIM	45	3528M
EMM3559	216	948	BIM	51	3532M
EMM3611	216	945	BIM	71	3632M
EMM3613	216	960	BIM	78	3634M
EMM3615	216	1,026	BIM	90	3642M
EMM3709	216	1,449	BIM	118	3728M
EMM3710	216	1,468	BIM	151	3738M
EMM3711	216	1,518	BIM	119	3730M
EMM3714	216	1,660	BIM	165	3752M
EMVM08112C-S-AP	207	650	IPP	10	-
EMVM08112C-S-PP	210	726	IPP	42	-
EMVM08112D-S-AP	206	650	IPP	10	-
EMVM08112D-S-PP	209	726	IPP	42	-
EMVM08256C-S-PP	209	594	IPP	31	-
EMVM08256D-S-PP	209	594	IPP	31	-
EMVM08376C-S-PP	209	643	IPP	35	-
EMVM08376D-S-PP	209	643	IPP	35	-
EMVM08554C-S-PP	209	611	IPP	44	-
EMVM08554D-S-PP	209	611	IPP	44	-
EMVM08556C-S-PP	209	726	IPP	46	-
EMVM08556D-S-PP	209	726	IPP	46	-
EMVM08752C-S-AP	207	606	IPP	9	-
EMVM08752C-S-PP	209	677	IPP	40	-
EMVM08752D-S-AP	206	606	IPP	9	-
EMVM08752D-S-PP	209	677	IPP	53	-
EMVM08754C-S-AP	207	616	IPP	13	-
EMVM08754C-S-PP	209	689	IPP	49	-
EMVM08754D-S-AP	206	616	IPP	13	-
EMVM08754D-S-PP	209	689	IPP	49	-
EMVM09114C-S-AP	207	706	IPP	19	-
EMVM09114C-S-PP	210	789	IPP	73	-
EMVM09114D-S-AP	206	706	IPP	19	-
EMVM09114D-S-PP	209	789	IPP	73	-
EMVM09152C-S-AP	207	765	IPP	17	-
EMVM09152C-S-PP	210	855	IPP	68	-
EMVM09152D-S-AP	206	765	IPP	17	-
EMVM09152D-S-PP	209	855	IPP	68	-
EMVM09154C-S-AP	207	845	IPP	19	-

Catalog Number	Page Number	List Price	Disc. Sym.	Ship Wgt(1)	Type Code
EMVM09154C-S-PP	210	944	IPP	75	-
EMVM09154D-S-AP	206	845	IPP	19	-
EMVM09154D-S-PP	209	944	IPP	75	-
EMVM09222C-S-AP	207	948	IPP	20	-
EMVM09222C-S-PP	210	1,059	IPP	77	-
EMVM09222D-S-AP	206	948	IPP	20	-
EMVM09222D-S-PP	209	1,059	IPP	77	-
EMVM09756C-S-AP	207	758	IPP	19	-
EMVM09756C-S-PP	209	846	IPP	75	-
EMVM09756D-S-AP	206	758	IPP	19	-
EMVM09756D-S-PP	209	846	IPP	75	-
EMVM10032C-S-AP	207	1,125	IPP	28	-
EMVM10032C-S-PP	210	1,257	IPP	110	-
EMVM10032D-S-AP	206	1,125	IPP	28	-
EMVM10032D-S-PP	209	1,257	IPP	110	-
EMVM10034C-S-AP	207	1,197	IPP	36	-
EMVM10034C-S-PP	210	1,337	IPP	108	-
EMVM10034D-S-AP	206	1,197	IPP	36	-
EMVM10034D-S-PP	209	1,337	IPP	108	-
EMVM10116C-S-AP	207	907	IPP	35	-
EMVM10116C-S-PP	210	1,013	IPP	104	-
EMVM10116D-S-AP	206	907	IPP	35	-
EMVM10116D-S-PP	209	1,013	IPP	104	-
EMVM10156C-S-AP	207	1,053	IPP	35	-
EMVM10156D-S-AP	206	1,053	IPP	35	-
EMVM10224C-S-AP	207	1,004	IPP	36	-
EMVM10224C-S-PP	210	1,122	IPP	108	-
EMVM10224D-S-AP	206	1,004	IPP	36	-
EMVM10224D-S-PP	209	1,122	IPP	108	-
EMVM11042C-S-AP	207	1,346	IPP	38	-
EMVM11042C-S-PP	210	1,504	IPP	123	-
EMVM11042D-S-AP	206	1,346	IPP	38	-
EMVM11042D-S-PP	209	1,504	IPP	123	-
EMVM11044C-S-AP	207	1,397	IPP	44	-
EMVM11044C-S-PP	210	1,561	IPP	115	-
EMVM11044D-S-AP	206	1,397	IPP	44	-
EMVM11044D-S-PP	209	1,561	IPP	115	-
EMVM11156C-S-PP	210	1,176	IPP	117	-
EMVM11156D-S-PP	209	1,176	IPP	117	-
EMVM11226C-S-AP	207	1,302	IPP	43	-
EMVM11226D-S-AP	206	1,302	IPP	43	-
EMVM13036C-S-AP	207	1,636	IPP	66	-
EMVM13036C-S-PP	210	1,828	IPP	181	-
EMVM13036D-S-AP	206	1,636	IPP	66	-
EMVM13036D-S-PP	209	1,828	IPP	181	-
EMVM13046C-S-AP	207	1,770	IPP	67	-
EMVM13046C-S-PP	210	2,221	IPP	181	-
EMVM13046D-S-AP	206	1,770	IPP	67	-
EMVM13046D-S-PP	209	2,221	IPP	181	-
EMVM13226C-S-PP	210	1,455	IPP	179	-
EMVM13226D-S-PP	209	1,455	IPP	179	-
EMVM13552C-D-PP	210	1,960	IPP	170	-
EMVM13552C-S-AP	207	1,562	IPP	58	-
EMVM13552D-D-PP	209	1,960	IPP	170	-
EMVM13552D-S-AP	206	1,562	IPP	58	-
EMVM13554C-D-PP	210	1,997	IPP	179	-
EMVM13554C-S-AP	207	1,592	IPP	68	-
EMVM13554D-D-PP	209	1,997	IPP	179	-
EMVM13554D-S-AP	206	1,592	IPP	68	-
EMVM13556C-D-PP	210	2,700	IPP	174	-
EMVM13556C-S-AP	207	2,152	IPP	63	-
EMVM13556D-D-PP	209	2,700	IPP	174	-
EMVM13556D-S-AP	206	2,152	IPP	63	-
EMVM13752C-D-PP	210	2,379	IPP	170	-
EMVM13752C-S-AP	207	1,896	IPP	63	-
EMVM13752D-D-PP	209	2,379	IPP	260	-
EMVM13752D-S-AP	206	1,896	IPP	63	-
EMVM13754C-D-PP	210	2,519	IPP	179	-
EMVM13754C-S-AP	207	2,008	IPP	68	-
EMVM13754D-D-PP	209	2,519	IPP	179	-
EMVM13754D-S-AP	206	2,008	IPP	68	-
EMVM3545D	217	825	BIM	27	3420M
EMVM3546C	218	835	BIM	38	3520M
EMVM3546D	217	851	BIM	38	3520M
EMVM3550D	217	863	BIM	38	3520M
EMVM3554D	217	863	BIM	41	3526M

(1) Shipping weight (lbs.) is approximate.

Index

Catalog Number	Page Number	List Price	Disc. Sym.	Ship Wgt(1)	Type Code
EMVM3555D	217	935	BIM	41	3526M
EMVM3558C	218	890	BIM	45	3528M
EMVM3558D	217	910	BIM	45	3528M
EMVM3559C	218	994	BIM	50	3532M
EMVM3559D	217	1,013	BIM	50	3532M
EMVM3611C	218	1,070	BIM	70	3632M
EMVM3611D	217	1,087	BIM	89	3632M
EMVM3613C	218	1,310	BIM	81	3634M
EMVM3613D	217	1,326	BIM	81	3634M
EMVM3615C	218	1,221	BIM	93	3642M
EMVM3615D	217	1,240	BIM	93	3642M
EMVM3709D	217	1,814	BIM	96	3646M
EMVM3710D	217	1,679	BIM	151	3738M
EMVM3711D	217	2,200	BIM	118	3730M
EMVM3714D	217	2,062	BIM	165	3752M
ENC00NV	263	1,932	SVC	2	-
ENC00NV-A2	243	1,442	SVC	1	-
ENC00NV-B1	243	1,442	SVC	2	-
ENC00NV-D1	243	1,622	SVC	4	-
ENC00NV-D2	243	2,158	SVC	4	-
ENC01BC-B1	243	1,442	SVC	3	-
ENC01BC-D2	243	2,158	SVC	4	-
ENC01NV-A2	243	1,442	SVC	1	-
ENC01NV-B2	243	1,442	SVC	2	-
ENC01NV-D2	243	2,158	SVC	4	-
ENC02BC-A2	243	1,442	SVC	1	-
ENC02BC-B2	243	1,631	SVC	2	-
ENC02BC-D2	243	1,622	SVC	4	-
ENCP3581T-4	46	1,087	SDM	56	0524M
ENCP83580T-4	53	994	SD8	56	0520M
ENCP83581T-4	53	1,087	SD8	60	0524M
ENM3546	23	738	GE3	39	3524M
ENM3546T	23	738	GE3	39	3524M
ENM3554T	23	820	GE3	50	3534M
EPCL1322M	190	983	DPS	66	3546LC
ERHM3162TA	171	1,138	HV3	60	3540M
ERL1203A	170	312	HV1	20	3411LC
ERL1206A	170	345	HV1	24	-
ERL1306A	170	459	HV1	39	3428LC
ERL1309A	170	528	HV1	43	3524LC
ERL1313A	170	689	HV1	52	3532LC
ERL1319A	170	774	HV1	59	3540LC
ERL1319A277	170	774	HV1	59	3540LC
ERM3003	170	437	HV3	21	3413M
ERM3007	170	455	HV3	24	3416M
ERM3009	170	480	HV3	24	3416M
ERM3010	170	489	HV3	31	3424M
ERM3104	170	455	HV3	24	3416M
ERM3108	170	489	HV3	31	3424M
ERM3111	170	485	HV3	24	3416M
ERM3112	170	539	HV3	38	3516M
ERM3115	170	512	HV3	27	3420M
ERM3116	170	562	HV3	36	3520M
ERM3120	170	543	HV3	34	3518M
ERM3154	170	580	HV3	41	3526M
ERM3155	170	630	HV3	43	3524M
ERM3157	170	673	HV3	43	3526M
ERM3158TA	171	797	HV3	48	3530M
EWCM3212T	137	1,027	PC3	63	3622M
EWCM3219T	137	1,492	PC3	77	3632M
EWCM3312T	137	1,739	PC3	121	3728M
EWCM3314T	137	2,344	PC3	131	3734M
EWCM3709T	134	1,764	PC3	96	3646M
EWCM3710T	134	1,625	PC3	151	3738M
EWCM3711T	134	1,784	PC3	118	3730M
EWCM3713T	134	2,394	PC3	169	3752M
EWCM3714T	134	1,796	PC3	187	3756M
EWDM2280T	99	5,086	WDW	256	0940M
EWDM22976T	89	3,674	WDW	265	3954M
EWDM23932T	89	4,214	WDW	276	3956M
EWDM23933T	89	4,997	WDW	248	3942M
EWDM23934T	89	5,823	WDW	269	3952M
EWDM2395T	99	8,197	WDW	469	1060M
EWDM23994T	89	5,080	WDW	169	3756M
EWDM2401T	99	5,514	WDW	321	0960M
EWDM2402T	99	6,141	WDW	391	1046M
EWDM3545T	89	879	WDW	35	3516M
EWDM3546	89	905	WDW	39	3524M
EWDM3546T	89	927	WDW	39	3524M
EWDM3550T	89	908	WDW	48	3528M
EWDM3554T	89	1,019	WDW	49	3534M
EWDM3555T	89	1,145	WDW	50	3532M
EWDM3556T	89	1,065	WDW	41	3526M
EWDM3558T	89	1,196	WDW	46	3528M
EWDM3607T	89	1,178	WDW	91	3632M
EWDM3610T	89	1,247	WDW	50	3532M
EWDM3611T	89	1,493	WDW	73	3632M
EWDM3613T	89	1,799	WDW	74	3630M
EWDM3614T	89	1,320	WDW	100	3644M
EWDM3615T	89	1,699	WDW	90	3642M
EWDM3617T	89	1,755	WDW	65	3628M
EWDM3618T	89	2,062	WDW	95	3646M
EWDM3702T	89	2,882	WDW	111	3744M
EWDM3704T	89	1,712	WDW	139	3738M
EWDM3705T	89	3,184	WDW	111	3744M
EWDM3708T	89	1,936	WDW	185	3752M
EWDM3709T	89	2,518	WDW	129	3738M
EWDM3710T	89	2,127	WDW	151	3738M
EWDM3711T	89	2,664	WDW	123	3730M
EWDM3714T	89	2,317	WDW	165	3752M
EWDM4100T	99	4,470	WDW	391	1046M
EWDM4102T	99	6,073	WDW	429	1056M
EWDM4103T	99	4,122	WDW	437	1054M
EWDM4104T	99	4,803	WDW	437	1056M
EWDM4107T	99	4,301	WDW	265	0944M
EWDM4108T	99	5,243	WDW	299	0950M
EWDM4109T	99	7,202	WDW	470	1058M
EWDM4110T	99	6,283	WDW	601	1254M
EWDM4111T	99	6,346	WDW	605	1260M
EWDM4112T	99	9,345	WDW	578	1256M
EWDM4114T	99	7,547	WDW	575	1252M
EWDM4115T	99	7,375	WDW	700	1272M
EWDM4116T	99	11,670	WDW	578	1256M
EWDM4117T	99	8,181	WDW	649	1264M
EWDM41906T	89	5,856	WDW	242	3940M
EWDM4308T	99	10,681	WDW	910	A36062M
EWDM4310T	99	11,474	WDW	999	A36056M
EWDM4312T	99	11,377	WDW	910	A36062M
EWDM4313T	99	12,361	WDW	1,005	A36068M
EWDM4314T	99	10,826	WDW	961	A3658M
EWDM4316T	99	11,770	WDW	965	A36070M
EWDM4338T	99	12,340	WDW	806	A36050M
EWDM4348T	99	14,189	WDW	910	A36062M
EWDM4403T	99	15,541	WDW	1,322	A40064M
EWDM4404T	99	18,913	WDW	1,322	A40064M
EWDM4419T	99	25,317	WDW	1,815	A44072M
EWDM4458T	99	19,150	WDW	1,216	A40060M
EWDM4468T	99	20,505	WDW	1,216	A40060M
FCD34	277	94	SVC	1	-
FCD34TEFC	277	110	SVC	1	-
FCD35	277	25	SVC	1	-
FCD35M	277	94	SVC	6	-
FCD35TEFC	277	150	SVC	1	-
FCD36	277	115	SVC	2	-
FCD36TEFC	277	161	SVC	2	-
FCD37	277	139	SVC	3	-
FCD37TEFC	277	165	SVC	2	-
FCD39	277	186	SVC	3	-
FCD40	277	275	SVC	3	-
FCD42	277	275	SVC	5	-
FDAOL3504A	178	485	FD1	32	3424LC
FDAOL3507A	178	530	FD1	35	3428LC
FDAOL3521A	178	575	FD1	39	3524LC
FDAOL3532A	178	677	FD1	50	3532LC
FDEM2333T	175	2,464	FD3	270	0944M
FDEM2333T-5	176	2,464	FD3	268	0944M
FDEM2334T	175	2,978	FD3	300	0960M
FDEM2334T-5	176	2,987	FD3	322	0960M
FDEM2394T	175	2,688	FD3	254	0930M
FDEM2394T-5	176	2,688	FD3	239	0934M
FDEM3546	175	755	FD3	38	3520M

(1) Shipping weight (lbs.) is approximate.

Index

Catalog Number	Page Number	List Price	Disc. Sym.	Ship Wgt(1)	Type Code
FDEM3546-5	176	755	FD3	37	3520M
FDEM3546T	175	765	FD3	38	3520M
FDEM3546T-5	176	765	FD3	37	3520M
FDEM3554	175	772	FD3	41	3526M
FDEM3554-5	176	772	FD3	41	3526M
FDEM3554T	175	787	FD3	41	3526M
FDEM3554T-5	176	787	FD3	41	3526M
FDEM3558	175	791	FD3	45	3528M
FDEM3558-5	176	791	FD3	45	3528M
FDEM3558T	175	815	FD3	45	3528M
FDEM3558T-5	176	815	FD3	45	3528M
FDEM3610T	175	936	FD3	64	3540M
FDEM3610T-5	176	936	FD3	50	3532M
FDEM3611T	175	903	FD3	70	3632M
FDEM3611T-5	176	903	FD3	73	3632M
FDEM3613T	175	1,048	FD3	74	3630M
FDEM3613T-5	176	1,048	FD3	74	3630M
FDEM3615T	175	986	FD3	93	3642M
FDEM3615T-5	176	986	FD3	93	3642M
FDEM3709T	175	1,565	FD3	121	3728M
FDEM3709T-5	176	1,565	FD3	121	3728M
FDEM3710T	175	1,419	FD3	151	3738M
FDEM3710T-5	176	1,419	FD3	129	3738M
FDEM3711T	175	1,586	FD3	118	3730M
FDEM3711T-5	176	1,586	FD3	121	3728M
FDEM3714T	175	1,599	FD3	165	3752M
FDEM3714T-5	176	1,599	FD3	165	3752M
FDEM4103T	175	3,893	FD3	437	1054M
FDEM4103T-5	176	3,893	FD3	447	1054M
FDEM4104T	175	4,608	FD3	425	1056M
FDEM4104T-5	176	4,606	FD3	461	1056M
FDEM4106T	175	2,947	FD3	271	0936M
FDEM4106T-5	176	2,947	FD3	229	0936M
FDEM4107T	175	3,842	FD3	323	0944M
FDEM4107T-5	176	3,842	FD3	317	0946M
FDEM4108T	175	4,555	FD3	323	0950M
FDEM4108T-5	176	4,555	FD3	317	0950M
FDEM4109T	175	6,276	FD3	470	1058M
FDEM4109T-5	176	6,276	FD3	553	1240M
FDEM4110T	175	6,062	FD3	451	1254M
FDEM4110T-5	176	6,062	FD3	605	1254M
FDEM4114T	175	6,856	FD3	456	1252M
FDEM4114T-5	176	6,856	FD3	595	1252M
FDEM4115T	175	6,614	FD3	610	1272M
FDEM4115T-5	176	6,614	FD3	695	1272M
FDEM4314T	175	9,497	FD3	910	A3658M
FDEM4314T-5	176	9,497	FD3	965	A3670M
FDEM4316T	175	11,072	FD3	977	A36070M
FDEM4316T-5	176	11,072	FD3	965	A36070M
FDEM4400T	175	13,784	FD3	1,326	A40064M
FDEM4400T-5	176	13,784	FD3	1,326	A40064M
FDL1177T	177	4,594	FD1	322	0956LC
FDL3501M	177	453	FD1	23	3414L
FDL3504M	177	529	FD1	28	3421L
FDL3507M	177	621	FD1	37	3432LC
FDL3510M	177	703	FD1	41	3524L
FDL3510TM	177	703	FD1	40	3524L
FDL3514M	177	791	FD1	49	3532LC
FDL3514TM	177	793	FD1	51	3532LC
FDL3516TM	177	1,119	FD1	51	3535LC
FDL3610M	177	1,537	FD1	90	3640LC
FDL3610TM	177	1,500	FD1	90	3640LC
FDL3611M	177	1,295	FD1	76	3634L
FDL3611TM	177	1,262	FD1	77	3634L
FDL3612TM	177	1,574	FD1	100	3646LC
FDL3619TM	177	1,208	FD1	82	3634LC
FDL3712TM	177	2,252	FD1	160	3750LC
FDL3731M	177	1,934	FD1	126	3730LC
FDL3732M	177	2,226	FD1	147	3740LC
FDL3733TM	177	2,049	FD1	146	3740LC
FDL3737TM	177	2,397	FD1	169	3752LC
FDL3912T	177	3,475	FD1	290	3956LC
FDM3538	175	530	FD3	24	3416M
FDM3542	175	567	FD3	27	3420M
FFC05	278	149	SVC	6	-
FFC07WB	278	236	SVC	19	-
FFC09	278	221	SVC	20	-
FFC09WB	278	324	SVC	28	-
FFC18	278	289	SVC	90	-
FFC19	278	352	SVC	120	-
FLT3210-250	262	791	SVC	2	-
FLT4280	262	791	SVC	9	-
FLT6320-400	262	791	SVC	14	-
FLT8500	262	965	SVC	9	-
FM3311T-8	44	866	GO3	96	3643M
FMTG100XPYIV	263	3,500	R3B	10	-
FMTG50XPYIV	263	3,500	R3B	10	-
FPM2513T	121	1,967	PF3	205	3936M
FPM2514T	121	2,051	PF3	145	3742M
FPM2514T-5	122	2,051	PF3	145	3742M
FPM2515T	121	2,113	PF3	210	3936M
FPM2515T-5	122	2,113	PF3	231	3936M
FPM2516T	121	2,293	PF3	210	3934M
FPM2516T-2/4	121	2,293	PF3	206	3934M
FPM2516T-5	122	2,293	PF3	223	3934M
FPM2531TS	121	2,548	PF3	236	3956M
FPM2531TS-2/4	121	2,548	PF3	305	3956M
FPM2531TS-5	122	2,548	PF3	320	3956M
FPM2534T	121	2,647	PF3	235	3936M
FPM2534T-2/4	121	2,647	PF3	224	3936M
FPM2534T-5	122	2,647	PF3	240	3936M
FPM2535TS	121	3,162	PF3	334	4052M
FPM2535TS-2/4	121	3,162	PF3	375	4052M
FPM2535TS-5	122	3,162	PF3	420	4052M
FPM2538T	121	3,363	PF3	280	3954M
FPM2538T-2/4	121	3,363	PF3	254	3954M
FPM2538T-5	122	3,363	PF3	287	3954M
FPM2539TS	121	3,515	PF3	400	4052M
FPM2539TS-2/4	121	3,515	PF3	380	4052M
FPM2539TS-5	122	3,515	PF3	400	4052M
FPM2542T	121	3,835	PF3	331	4044M
FPM2542T-2/4	121	3,835	PF3	340	4044M
FPM2542T-5	122	3,835	PF3	449	4044M
FPM2543TS	121	3,882	PF3	385	4064M
FPM2543TS-2/4	121	3,882	PF3	356	4064M
FPM2543TS-5	122	3,882	PF3	452	4064M
FPM2546T	121	4,677	PF3	390	4062M
FPM2546T-2/4	121	4,677	PF3	390	4062M
FPM2546T-5	122	4,677	PF3	449	4062M
FPM2547TS	121	4,976	PF3	485	4252M
FPM2547TS-2/4	121	4,976	PF3	480	4252M
FPM2547TS-5	122	4,976	PF3	480	4252M
FPM2549T	121	6,378	PF3	472	4250M
FPM2549T-2/4	121	6,378	PF3	480	4250M
FPM2549T-5	122	6,378	PF3	480	4250M
FPM2550T	121	6,922	PF3	533	4260M
FPM2550T-2/4	121	6,922	PF3	541	4260M
FPM2550T-5	122	6,922	PF3	525	4260M
FPM2551TS	121	5,598	PF3	580	4272M
FPM2551TS-2/4	121	5,598	PF3	573	4272M
FPM2551TS-5	122	5,598	PF3	573	4272M
FPM2554T-4	121	9,635	PF3	632	4456M
FPM2555TS	121	8,407	PF3	597	4462M
FPM2555TS-2/4	121	8,407	PF3	600	4462M
FPM2555TS-5	122	8,407	PF3	648	4462M
FPM2556T-4	121	11,830	PF3	600	4466M
FPM2558TS-4	121	11,560	PF3	1,579	A44054M
FPM2559TS-4	121	9,919	PF3	595	4476M
FPM2562T-4	121	15,174	PF3	1,449	A44048M
FPM2563TS-4	121	14,220	PF3	1,718	A44060M
FPM2565T-4	121	15,975	PF3	1,737	A44056M
FPM2566TS-4	121	16,184	PF3	1,844	A44072M
FPM2568T-4	121	23,699	PF3	1,697	A44072M
FPM3312T	121	1,322	PF3	121	3728M
FPM3313T	121	1,488	PF3	130	3738M
FPM3314T	121	1,720	PF3	131	3734M
FSWDM23933T-E	78	6,815	WDF	304	3956M
FSWDM23934T-E	78	7,812	WDF	287	3960M
FSWDM3538-E	78	1,613	WDF	35	3516M
FSWDM3542-E	78	1,669	WDF	37	3522M

(1) Shipping weight (lbs.) is approximate.

Index

Catalog Number	Page Number	List Price	Disc. Sym.	Ship Wgt(1)	Type Code
FSWDM3546-E	78	1,745	WDF	41	3522M
FSWDM3546T-E	78	1,759	WDF	41	3522M
FSWDM3554T-E	78	1,918	WDF	45	3528M
FSWDM3558T-E	78	2,204	WDF	48	3528M
FSWDM3611T-E	78	2,625	WDF	86	3636M
FSWDM3615T-E	78	2,804	WDF	101	3646M
FSWDM3710T-E	78	3,553	WDF	136	3740M
FSWDM3714T-E	78	4,199	WDF	187	3756M
FSWDM41903T	78	10,001	WDF	378	4068M
FSWDM41904T	78	11,522	WDF	395	4074M
FVB3180	262	1,491	SVC	18	-
FVB3210	262	1,491	SVC	25	-
FVB3250	262	1,491	SVC	19	-
FVB4280	262	1,823	SVC	44	-
FVB6320	262	2,123	SVC	46	-
FVB6400	262	2,323	SVC	59	-
FVB8500	262	2,750	SVC	93	-
FVB95010	262	4,238	SVC	171	-
GA10	296	94	SVC	1	-
GA11	296	99	SVC	2	-
GA13	296	53	SVC	2	-
GA14	296	369	SVC	64	-
GA14R	294	369	SVC	64	-
GA16	296	489	SVC	62	-
GA16E	296	319	SVC	36	-
GA16R	294	536	SVC	62	-
GA16RE	294	319	SVC	36	-
GA20	296	803	SVC	121	-
GA20E	296	369	SVC	54	-
GA20RE	294	369	SVC	54	-
GA24	296	60	SVC	1	-
GA25	296	59	SVC	9	-
GA3	296	162	SVC	7	-
GA4	296	187	SVC	6	-
GA7	292	143	SVC	1	-
GA8	292	525	SVC	1	-
GA9	296	206	SVC	5	-
GA9-1	296	114	SVC	3	-
GA9R	294	206	SVC	5	-
GA9S	296	229	SVC	6	-
GA9SR	294	229	SVC	5	-
GDL1605T	179	1,623	FD1	97	3646LC
GDL1607T	179	2,135	FD1	142	3744LC
GDL1610T	179	2,470	FD1	160	3748LC
GDL1615T	179	3,675	FD1	301	3956LC
GDL2333T	179	4,594	FD1	340	0956LC
GDL3665T	179	2,029	FD1	100	0640LC
GDL3770T	179	2,669	FD1	210	0743LC
GDL3774T	179	3,087	FD1	210	0748LC
GDM2333T	179	2,868	FD3	231	0748M
GDM2334T	179	3,067	FD3	245	0760M
GDM2513T	179	1,900	FD3	156	3748M
GDM2515T	179	2,502	FD3	187	3766M
GDM2531T	179	3,074	FD3	245	3942M
GDM2535T	179	3,575	FD3	281	3952M
GDM3218T	179	898	FD3	68	3630M
GDM3311T	179	1,274	FD3	92	3644M
GDM3313T	179	1,544	FD3	116	3734M
GDM3615T	179	1,082	FD3	80	3634M
GDM3710T	179	1,356	FD3	117	3732M
GDM3714T	179	2,164	FD3	131	3740M
GDM4103T	179	4,358	FD3	345	0956M
GDM4104T	179	5,137	FD3	366	0964M
GDM4110T	179	6,855	FD3	497	1064M
GDM4115T	179	7,096	FD3	552	1246M
GSL3509M	182	776	FD1	41	3523LC
HA5027A03	276	7	SVC	1	-
HIC264A	185	360	FD1	20	3414C
HIC274A	185	360	FD1	20	3414C
IDBRPM18154C	228	4,658	RP2	200	-
IDBRPM18204C	228	5,132	RP2	255	-
IDBRPM21254C	228	5,974	RP2	320	-
IDBRPM21304C	228	5,974	RP2	330	-
IDBRPM21404	228	6,601	RP2	410	-
IDBRPM25504	228	7,361	RP2	530	-
IDBRPM25604	228	10,865	RP2	645	-
IDBRPM25754	228	12,977	RP2	670	-
IDBRPM281004R1	228	14,687	RP2	860	-
IDBRPM281254	229	15,542	RP2	950	-
IDBRPM321504R1	229	21,768	RP2	1,240	-
IDBRPM362004R1	229	30,155	RP2	1,580	-
IDBRPM362504R1	229	32,217	RP2	1,874	-
IDBRPM403004R1	229	40,338	RP2	2,450	-
IDBRPM444004	229	61,911	RP2	3,720	-
IDBRPM445004	229	69,936	RP2	3,978	-
IDCRPM18104	228	5,708	RP3	190	-
IDCRPM18154	228	7,109	RP3	226	-
IDCRPM18204	228	7,109	RP3	225	-
IDCRPM21254	228	7,678	RP3	400	-
IDCRPM21304	228	8,081	RP3	325	-
IDCRPM25404	228	8,790	RP3	520	-
IDCRPM25504	228	12,000	RP3	520	-
IDCRPM281004	228	22,782	RP3	877	-
IDCRPM281254	229	27,226	RP3	958	-
IDCRPM28604	228	15,014	RP3	710	-
IDCRPM28754	228	17,397	RP3	810	-
IDCSWDM3538	87	1,551	WDP	31	3514M
IDCSWDM3542	87	1,756	WDP	32	3518M
IDCSWDM3546	87	1,823	WDP	40	3524M
IDCSWDM3546T	87	1,823	WDP	42	3524M
IDCSWDM3554	87	1,950	WDP	51	3534M
IDCSWDM3554T	87	1,950	WDP	49	3534M
IDCSWDM3558	87	2,083	WDP	44	3528M
IDCSWDM3558T	87	2,083	WDP	48	3528M
IDCSWDM3611T	87	2,284	WDP	85	3636M
IDCSWDM3615T	87	2,658	WDP	99	3646M
IDCSWDM3710T	87	4,024	WDP	136	3740M
IDCSWDM3714T	87	4,601	WDP	187	3756M
IDDRPM18254C	228	5,401	RP1	240	-
IDDRPM18304C	228	5,620	RP1	302	-
IDDRPM21404	228	6,547	RP1	400	-
IDDRPM21504	228	8,813	RP1	415	-
IDDRPM21604	228	8,813	RP1	415	-
IDDRPM251004	228	12,832	RP1	644	-
IDDRPM251254	229	17,004	RP1	720	-
IDDRPM25506	228	10,583	RP1	570	-
IDDRPM25606	228	12,832	RP1	700	-
IDDRPM25754	228	10,583	RP1	575	-
IDDRPM25756	228	17,004	RP1	715	-
IDDRPM281006	228	18,985	RP1	815	-
IDDRPM281256	229	24,751	RP1	990	-
IDDRPM281504	229	18,985	RP1	815	-
IDDRPM282004	229	24,751	RP1	975	-
IDDRPM321506R1	229	29,124	RP1	1,236	-
IDDRPM322006R1	229	33,915	RP1	1,360	-
IDDRPM322504R1	229	29,124	RP1	1,230	-
IDDRPM323004R1	229	33,915	RP1	1,360	-
IDDRPM362506R1	229	36,923	RP1	1,530	-
IDDRPM363006R1	229	42,946	RP1	1,790	-
IDDRPM363504R1	229	36,923	RP1	1,530	-
IDDRPM364004R1	229	42,947	RP1	1,795	-
IDDRPM404006R1	229	56,693	RP1	2,230	-
IDDRPM405004R1	229	49,818	RP1	1,994	-
IDDRPM406004R1	229	69,117	RP1	2,505	-
IDDRPM407004R1	229	72,570	RP1	2,820	-
IDDRPM4410004R1	229	108,101	RP1	3,960	-
IDDRPM445006R1	229	108,101	RP1	3,857	-
IDFRPM18104C	228	4,757	RP3	197	-
IDFRPM21154C	228	5,924	RP3	315	-
IDFRPM21204C	228	5,924	RP3	344	-
IDFRPM21254C	228	6,398	RP3	445	-
IDFRPM25304C	228	6,734	RP3	540	-
IDFRPM25404	228	7,325	RP3	680	-
IDFRPM28504	228	12,511	RP3	790	-
IDFRPM28604	228	12,511	RP3	845	-
IDFRPM28754	228	14,947	RP3	940	-
IDM2276T	237	5,586	VS2	332	0954M
IDM2332T	237	6,825	VS2	352	0960M
IDM2333T	237	3,838	VS2	318	0944M
IDM2333T-5	237	3,838	VS2	299	0944M
IDM2334T	237	4,099	VS2	333	0960M

(1) Shipping weight (lbs.) is approximate.

Index

Catalog Number	Page Number	List Price	Disc. Sym.	Ship Wgt(1)	Type Code
IDM2334T-5	237	4,099	VS2	329	0960M
IDM3581T	236	1,789	VS2	65	0524M
IDM3581T-5	236	1,789	VS2	60	0518M
IDM3582T	236	2,101	VS2	68	0528M
IDM3584T	236	1,892	VS2	70	0530M
IDM3584T-5	236	1,892	VS2	70	0530M
IDM3587T	236	2,023	VS2	72	0534M
IDM3587T-5	236	2,023	VS2	73	0534M
IDM3661T	236	2,046	VS2	111	0632M
IDM3661T-5	236	2,046	VS2	112	0632M
IDM3664T	236	2,427	VS2	124	0642M
IDM3665T	237	2,734	VS2	124	0640M
IDM3665T-5	237	2,734	VS2	121	0640M
IDM3667T	236	2,507	VS2	107	0630M
IDM3764T	236	3,174	VS2	187	0738M
IDM3768T	237	3,885	VS2	226	0748M
IDM3770T	237	3,296	VS2	170	0738M
IDM3770T-5	237	3,296	VS2	170	0738M
IDM3774T	237	3,531	VS2	231	0748M
IDM3774T-5	237	3,531	VS2	231	0748M
IDM4100T	237	8,091	VS2	450	1046M
IDM4102T	237	9,109	VS2	437	1054M
IDM4103T	237	5,055	VS2	445	1054M
IDM4104T	237	5,798	VS2	464	1056M
IDM4110T	237	7,840	VS2	542	1254M
IDM4111T	237	10,381	VS2	557	1260M
IDM4115T	237	8,799	VS2	608	1272M
IDM4117T	237	11,554	VS2	628	1264M
IDNM2237T	237	3,163	VS4	258	0932M
IDNM2238T	237	3,627	VS4	285	0948M
IDNM2333T	237	4,362	VS4	286	0948M
IDNM2334T	237	4,710	VS4	406	1056M
IDNM3534	236	510	VS4	29	3512M
IDNM3538	236	596	VS4	29	3512M
IDNM3542	236	664	VS4	30	3514M
IDNM3581T	236	1,354	VS4	58	0524M
IDNM3584T	236	1,495	VS4	63	0530M
IDNM3587T	236	1,561	VS4	67	0534M
IDNM3661T	236	2,046	VS4	107	0636M
IDNM3661T-5	236	2,046	VS4	108	0636M
IDNM3665T	237	2,281	VS4	116	0640M
IDNM3665T-5	237	2,281	VS4	115	0642M
IDNM3669T	236	1,812	VS4	95	0624M
IDNM3767T	237	2,543	VS4	170	0736M
IDNM3770T	237	2,640	VS4	196	0748M
IDNRPM18054C	228	3,776	RP4	170	-
IDNRPM18074C	228	4,341	RP4	225	-
IDNRPM21104C	228	5,140	RP4	330	-
IDVSM2333T	237	3,901	VS3	291	0944M
IDVSM2334T	237	4,229	VS3	321	0960M
IDVSM2334T-5	237	4,229	VS3	322	0960M
IDVSM3661T	236	1,724	VS3	109	0632M
IDVSM3665T	237	1,999	VS3	120	0642M
IDVSM3665T-5	237	1,999	VS3	118	-
IDVSM3770T	237	2,572	VS3	180	0738M
IDVSM3774T	237	3,353	VS3	231	0748M
IDVSM3774T-5	237	3,353	VS3	231	0748M
IDVSM4103T	237	5,370	VS3	446	1054M
IDVSM4104T	237	5,867	VS3	437	1056M
IDVSM4110T	237	6,768	VS3	610	1254M
IDVSM4115T	237	8,272	VS3	670	1272M
IDVSM4314T	237	10,246	VS3	869	A36062M
IDVSM4316T	237	12,833	VS3	901	A36070M
IDVSM4400T-4	237	16,585	VS3	1,218	A40064M
IDVSM4406T-4	237	24,569	VS3	1,789	A44078M
IDVSM4407T-4	237	29,111	VS3	2,189	A44106M
IDVSM4408T-4	237	41,144	VS3	2,511	A44128M
IDVSM4410T-4	237	20,587	VS3	1,637	A44062M
IDVSM44304T-4	237	41,144	VS3	2,816	A44160M
IDVSNM2237T	237	2,644	VS4	211	0748M
IDVSNM2237T-5	237	2,644	VS4	196	0750M
IDVSNM2238T	237	3,627	VS4	306	0948M
IDVSNM2333T	237	4,362	VS4	284	0948M
IDVSNM2333T-5	237	4,362	VS4	286	0948M
IDVSNM3534	236	510	VS4	32	3512M
IDVSNM3538	236	596	VS4	35	3516M
IDVSNM3538-5	236	596	VS4	30	3514M
IDVSNM3542	236	664	VS4	36	3516M
IDVSNM3542-5	236	664	VS4	35	3516M
IDVSNM3546	236	1,079	VS4	43	3524M
IDVSNM3546-5	236	1,079	VS4	39	3524M
IDVSNM3581T	236	1,354	VS4	56	0524M
IDVSNM3581T-5	236	1,354	VS4	58	0524M
IDVSNM3582T	236	2,097	VS4	61	0528M
IDVSNM3584T	236	1,495	VS4	63	0532M
IDVSNM3584T-5	236	1,495	VS4	64	0532M
IDVSNM3587T	236	1,561	VS4	63	0534M
IDVSNM3587T-5	236	1,561	VS4	62	0534M
IDVSNM3661T	236	2,046	VS4	111	0636M
IDVSNM3665T	237	2,281	VS4	124	0642M
IDVSWDM3538	87	1,538	WDP	32	3516M
IDVSWDM3542	87	1,748	WDP	35	3518M
IDVSWDM3546	87	1,814	WDP	40	3524M
IDVSWDM3546T	87	1,814	WDP	40	3524M
IDVSWDM3554	87	1,940	WDP	50	3534M
IDVSWDM3554T	87	1,940	WDP	50	3534M
IDVSWDM3558	87	2,066	WDP	45	3528M
IDVSWDM3558T	87	2,066	WDP	46	3528M
IDVSWDM3611T	87	2,172	WDP	80	3636M
IDVSWDM3615T	87	2,532	WDP	97	3646M
IDWNM22937T	98	4,132	WDW	283	3948M
IDWNM22938T	98	4,208	WDW	287	3956M
IDWNM3546T	98	1,551	WDW	41	3524M
IDWNM3554T	98	1,708	WDW	52	3534M
IDWNM3609T	98	2,014	WDW	77	3628M
IDWNM3611T	98	2,050	WDW	90	3640M
IDWNM3707T	98	2,320	WDW	122	3732M
IR3501M	183	515	FD1	25	3414L
IR3504M	183	592	FD1	28	3421L
IR3507M	183	677	FD1	40	3524L
IR3510M	183	733	FD1	40	3528L
JEWDM3545	96, 129	1,052	WDW	38	3520M
JEWDM3550	96, 129	1,111	WDW	41	3526M
JEWDM3555	96, 129	1,234	WDW	41	3526M
JEWDM3559	96, 129	1,463	WDW	64	3540M
JL1205A	126	291	PJ1	25	3416L
JL1301A	126	335	PJ1	23	3414L
JL1303A	126	327	PJ1	26	3420L
JL1304A	126	394	PJ1	25	3418L
JL1306A	126	430	PJ1	33	3424L
JL1307A	126	497	PJ1	33	3428L
JL1309A	126	446	PJ1	32	3428L
JL1313A	126	622	PJ1	36	3432LC
JL1317A	126	767	PJ1	45	3528L
JL1323A	126	787	PJ1	52	3535LC
JL3405A	125	337	PJ1	19	3416L
JL3501A	125	421	PJ1	22	3414L
JL3503A	125	386	PJ1	26	3420L
JL3504A	125	489	PJ1	27	3421L
JL3506A	125	460	PJ1	29	3424L
JL3507A	125	580	PJ1	33	3428LC
JL3509A	125	562	PJ1	42	3524L
JL3510A	125	666	PJ1	40	3528L
JL3513A	125	666	PJ1	45	3528L
JL3514A	125	730	PJ1	51	3532LC
JL3515A	125	782	PJ1	54	3535L
JL3516A	125	831	PJ1	52	3535LC
JM3006	128	320	PJ3	19	3410M
JM3107	128	338	PJ3	21	3413M
JM3108	128	404	PJ3	23	3416M
JM3111	128	401	PJ3	23	3416M
JM3112	128	446	PJ3	27	3420M
JM3115	128	446	PJ3	32	3420M
JM3116	128	489	PJ3	30	3424M
JM3120	128	532	PJ3	30	3424M
JM3154	128	582	PJ3	34	3432M
JM3155	128	632	PJ3	35	3430M
JM3158	128	750	PJ3	42	3524M
JM3457	127	351	PJ3	19	3410M
JM3458	127	380	PJ3	21	3413M
JM3460	127	380	PJ3	21	3413M

(1) Shipping weight (lbs.) is approximate.

Index

Catalog Number	Page Number	List Price	Disc. Sym.	Ship Wgt(1)	Type Code
JM3460-5	127	380	PJ3	21	3413M
JM3461	127	448	PJ3	23	3416M
JM3463	127	416	PJ3	23	3416M
JM3463-5	127	416	PJ3	22	3416M
JM3542	127	484	PJ3	26	3420M
JMEWDM23933T	97, 139	5,323	WDW	252	3942M
JMEWDM23934T	97, 139	6,151	WDW	275	3952M
JMEWDM3545T	97, 139	1,093	WDW	35	3516M
JMEWDM3546T	97, 139	1,141	WDW	39	3524M
JMEWDM3550T	97, 139	1,147	WDW	48	3528M
JMEWDM3554T	97, 139	1,192	WDW	50	3534M
JMEWDM3555T	97, 139	1,252	WDW	47	3526M
JMEWDM3558T	97, 139	1,305	WDW	48	3530M
JMEWDM3559T	97, 139	1,529	WDW	50	3532M
JMEWDM3611T	97, 139	1,712	WDW	70	3632M
JMEWDM3613T	97, 139	2,018	WDW	81	3634M
JMEWDM3613T-5	97, 139	2,018	WDW	74	3630M
JMEWDM3615T	97, 139	1,928	WDW	93	3642M
JMEWDM3616T	97, 139	2,391	WDW	96	3646M
JMEWDM3710T	97, 139	2,423	WDW	151	3738M
JMEWDM3711T	97, 139	3,087	WDW	130	3736M
JMEWDM3713T	97, 139	3,851	WDW	169	3752M
JMEWDM3714T	97, 139	2,576	WDW	165	3752M
JMEWDM4103T	101, 140	4,978	WDW	437	1056M
JMEWDM4104T	101, 140	5,659	WDW	460	1060M
JMEWDM4107T	101, 140	5,157	WDW	446	1050M
JMEWDM4108T	101, 140	6,099	WDW	459	1048M
JMEWDM4109T	101, 140	8,254	WDW	587	1256M
JMEWDM4110T	101, 140	7,335	WDW	600	1260M
JMEWDM4114T	101, 140	8,599	WDW	635	1266M
JMEWDM4115T	101, 140	8,427	WDW	700	1272M
JMEWDM41906T	97, 139	6,180	WDW	255	3960M
JMEWDM4310T	101, 140	12,851	WDW	999	A36056M
JMEWDM4313T	101, 140	13,738	WDW	1,005	A36068M
JMEWDM4314T	101, 140	12,203	WDW	961	A3658M
JMEWDM4316T	101, 140	13,147	WDW	965	A36070M
JMFSWDM23933T-E	79, 141	7,339	WDF	281	3956M
JMFSWDM23934T-E	79, 141	8,336	WDF	282	3960M
JMFSWDM23994T-E	79, 141	7,439	WDF	285	3952M
JMFSWDM3546T-E	79, 141	2,076	WDF	37	3522M
JMFSWDM3550T-E	79, 141	2,159	WDF	50	3532M
JMFSWDM3554T-E	79, 141	2,171	WDF	45	3528M
JMFSWDM3555T-E	79, 141	2,459	WDF	50	3532M
JMFSWDM3558T-E	79, 141	2,494	WDF	56	3538M
JMFSWDM3559T-E	79, 141	2,954	WDF	85	3546M
JMFSWDM3611T-E	79, 141	3,101	WDF	83	3636M
JMFSWDM3613T-E	79, 141	3,340	WDF	81	3634M
JMFSWDM3615T-E	79, 141	3,363	WDF	101	3646M
JMFSWDM3709T-E	79, 141	3,937	WDF	131	3734M
JMFSWDM3710T-E	79, 141	4,011	WDF	139	3740M
JMFSWDM3711T-E	79, 141	4,414	WDF	189	3744M
JMFSWDM3713T-E	79, 141	6,389	WDF	187	3756M
JMFSWDM3714T-E	79, 141	4,657	WDF	187	3756M
JMFSWDM41906T-E	79, 141	8,377	WDF	295	3960M
JML1406T	131	1,062	PC1	69	3628L
JML1408T	131	1,217	PC1	80	3634LC
JML1409T	131	1,499	PC1	81	3634LC
JML1508T	131	1,727	PC1	115	3727L
JML1509T	131	2,150	PC1	116	3729L
JML1510T	131	2,274	PC1	142	3744LC
JML1511T	131	2,644	PC1	141	3740L
JML1512T	131	2,815	PC1	150	3744LC
JML3606T	131	1,113	PC1	79	3634L
JML3608T	131	1,483	PC1	93	3640LC
JMXM14322T	109	2,260	XPP	72	-
JMXM18322T	109	2,443	XPP	90	-
JMXM18522T	109	2,787	XPP	112	-
JMXM18722T	109	3,146	XPP	120	-
JMXM21122T	109	3,416	XPP	175	-
JMXM21722T	109	3,283	XPP	170	-
JPDRX18344T	119	2,109	XDP	127	0632M
JPDRX18344T-5	119	2,109	XDP	127	0632M
JPDRX18544T	119	2,420	XDP	152	0642M
JPDRX18544T-5	119	2,420	XDP	152	0642M
JPDRX21144TY	119	4,026	XDP	252	0750M
JPDRX21144TY-5	119	4,026	XDP	252	0750M
JPDRX21744TY	119	3,086	XDP	228	0738M
JPDRX21744TY-5	119	3,086	XDP	228	0738M
JPL1406T	131	1,062	PC1	76	3628L
JPL1408T	131	1,217	PC1	87	3634LC
JPL1409T	131	1,499	PC1	88	3634LC
JPL1508T	131	1,727	PC1	117	3727L
JPL1509T	131	2,150	PC1	121	3729L
JPL1510T	131	2,274	PC1	143	3744LC
JPL1511T	131	2,644	PC1	148	3740L
JPL1512T	131	2,815	PC1	142	3744LC
JSL325A	130	376	PJ1	24	3416L
JSL425A	130	399	PJ1	26	3420L
JSL525A	130	426	PJ1	30	3424L
JSL625A	130	580	PJ1	42	3524L
JSL725A	130	582	PJ1	47	3528L
JSM3107	130	338	PJ3	21	3413M
JSM3111	130	400	PJ3	24	3416M
JSM3115	130	443	PJ3	27	3420M
JSM3120	130	528	PJ3	31	3424M
JSM3155	130	625	PJ3	35	3430M
JWDM3463	96, 129	666	WDW	33	3514M
JXL050522A	110	843	XPP	37	-
JXL050722A	110	925	XPP	37	-
JXL05122A	110	983	XPP	49	-
JXL051522	110	1,335	XPP	52	-
JXL05222	110	1,603	XPP	60	-
JXM05122	110	1,536	XPP	49	-
JXM051522	110	1,613	XPP	52	-
JXM05222	110	1,851	XPP	60	-
K18G10	278	199	SVC	27	-
K18G11	278	199	SVC	30	-
K18G12	278	210	SVC	33	-
K18G8	278	160	SVC	21	-
K18G9	278	160	SVC	24	-
K36G2	272	730	SVC	72	-
K36G50	278	1,363	SVC	123	-
K36G8	275	365	SVC	37	-
K36G801	273	1,298	SVC	65	-
K36G9	275	375	SVC	25	-
K40G2	272	1,086	SVC	130	-
K40G70	273	1,086	SVC	120	-
K40G71	273	1,665	SVC	116	-
K40G8	275	365	SVC	35	-
K40G801	273	2,448	SVC	117	-
K40G802	273	1,722	SVC	135	-
K40G9	275	375	SVC	30	-
K44G5	275	752	SVC	125	-
K44G50	273	844	SVC	249	-
K44G51	273	844	SVC	250	-
K44G70	273	1,665	SVC	21	-
K44G71	273	1,765	SVC	196	-
K44G8	275	375	SVC	55	-
K44G801	273	2,448	SVC	140	-
K44G802	273	2,448	SVC	155	-
K44G9	275	445	SVC	134	-
K99G70	241	1,442	SVC	9	-
K99G71	241	1,442	SVC	9	-
K99G72	241	1,442	SVC	35	-
K99G73	241	1,442	SVC	4	-
K99G74	241	1,442	SVC	5	-
K99G75	241	1,442	SVC	9	-
K99G76	241	1,442	SVC	5	-
K99G77	241	1,442	SVC	5	-
K99G78	241	1,622	SVC	3	-
K99G79	241	1,622	SVC	6	-
K99G80	241	1,442	SVC	5	-
K99G81	241	1,442	SVC	5	-
K99G82	241	2,183	SVC	6	-
K99G83	241	2,183	SVC	6	-
KBL3406	198	1,041	BE1	27	3414L
KBL3409	198	1,142	BE1	32	3421L
KBM3454	199	858	BE3	26	3413M
KBM3458	199	912	BE3	23	3416M
KEL11203	21	442	GO1	22	3411LC

(1) Shipping weight (lbs.) is approximate.

Index

Catalog Number	Page Number	List Price	Disc. Sym.	Ship Wgt(1)	Type Code
KEL11205	21	465	G01	24	3413LC
KEL11205A	21	492	G01	24	3413LC
KEM30003	42	455	G03	21	3413M
KEM30006	42	476	G03	22	3413M
KENM3454	33	513	GE3	26	3512M
KENM3534	33	566	GE3	33	3512M
KENM3535	33	832	GE3	35	3520M
KL1200	21	322	G01	19	3408L
KL3400	18	380	GE1	19	3408L
KL3401	18	532	GE1	24	3418L
KL3403	18	391	GE1	20	3411L
KL3405	18	361	GE1	24	3413L
KM3454	33	329	GE3	19	3410M
KM3454-57	221	361	5E3	20	3410M
KM3457	33	336	GE3	20	3410M
KNM3454	33	348	GE3	18	3410M
KNM3457/35	33	541	GE3	29	3512M
KNM3534	33	385	GE3	23	3416M
L1177T	17	6,308	GE1	323	0956LC
L1200	19	300	G01	18	3408L
L1201	19	460	G01	23	3418L
L1205-50	219	333	5O1	22	3416L
L1206-50	219	405	5O1	24	3418L
L1208-50	219	366	5O1	25	3420L
L1209-50	219	508	5O1	28	3424L
L1304-50	219	461	5O1	29	3424L
L1306-50	219	446	5O1	28	3424L
L1307-50	219	569	5O1	38	3524L
L1309-50	219	469	5O1	34	3432L
L1313-50	219	658	5O1	43	3528L
L1313T	19	572	G01	36	3520L
L1317-50	219	877	5O1	47	3532L
L1318-50	219	694	5O1	41	3528L
L1318T	19	604	G01	43	3528L
L1318TM	19	630	G01	42	3528L
L1319-50	219	800	5O1	41	3528L
L1319T	19	644	G01	42	3528L
L1320T	20	815	G01	46	3528LC
L1321T	19	773	G01	49	3535L
L1321TM	19	839	G01	48	3535L
L1322T	20	788	G01	49	3532LC
L1322TM	20	858	G01	45	3532LC
L1405T	20	809	G01	66	3628L
L1405T-50	219	930	5O1	66	3628L
L1406T	20	927	G01	65	3628L
L1408T	20	876	G01	76	3634LC
L1408T-50	219	1,005	5O1	91	3646LC
L1408TM	20, 190	1,030	G01	74	3634LC
L1409T	20	1,103	G01	79	3634L
L1410T	20	1,035	G01	84	3640LC
L1410TM	20, 190	1,253	G01	85	3640LC
L1430T	20	950	G01	78	3634LC
L1430TM	20	1,253	G01	82	3634LC
L1508T	20	1,367	G01	108	3727L
L1508T-50	219	1,572	5O1	112	3730LC
L1509T	20	1,704	G01	94	3640LC
L1510T	20	1,483	G01	134	3744LC
L1511T	20	2,149	G01	131	3740L
L1512T	20	2,164	G01	132	3737LC
L3	298	92	SVC	1	-
L3351	16	319	GE1	15	3310L
L3352	16	326	GE1	15	3310L
L3353	16	332	GE1	16	3313L
L3354	16	342	GE1	16	3313L
L3355	16	362	GE1	18	3316L
L3356	16	366	GE1	18	3316L
L3400	16	361	GE1	18	3408L
L3401	16	508	GE1	23	3418L
L3403	16	370	GE1	20	3411L
L3403M	16	424	GE1	11	3411L
L3404	16	541	GE1	25	3421L
L3405	16	337	GE1	21	3413L
L3406	16	393	GE1	22	3414L
L3406M	16	446	GE1	22	3414L
L3407	16	595	GE1	27	3424L

Catalog Number	Page Number	List Price	Disc. Sym.	Ship Wgt(1)	Type Code
L3408	16	381	GE1	22	3413L
L3409	16	436	GE1	26	3421L
L3409-50	219	512	5E1	31	3428L
L3409M	16	524	GE1	26	3421L
L3500	16	568	GE1	30	3516L
L3501	16	380	GE1	22	3414L
L3501-50	219	450	5E1	25	3418L
L3501M	16	446	GE1	22	3414L
L3502	16	595	GE1	28	3424L
L3503	16	381	GE1	23	3413L
L3503-50	219	440	5E1	27	3420L
L3504	16	446	GE1	27	3421L
L3504-50	219	512	5E1	32	3428L
L3504A	16	533	GE1	27	3421L
L3504M	16	524	GE1	27	3421L
L3505	16	843	GE1	43	3528L
L3506	16	429	GE1	28	3424L
L3506-50	219	491	5E1	35	3520L
L3507	16	513	GE1	33	3428LC
L3507-50	219	608	5E1	38	3524L
L3507A	16	643	GE1	35	3428LC
L3507M	16	615	GE1	33	3428LC
L3508	16	976	GE1	44	3528LC
L3508T	16	960	GE1	46	3528LC
L3509	17	497	GE1	37	3520L
L3509-50	219	571	5E1	40	3524L
L3509M	17	562	GE1	40	3524L
L3510	17	582	GE1	41	3524L
L3510-50	219	699	5E1	47	3532L
L3510A	17	723	GE1	40	3524L
L3510M	17	698	GE1	38	3524L
L3510T	17	594	GE1	39	3524L
L3510TM	17	698	GE1	40	3524L
L3513	17	666	GE1	41	3524L
L3513-50	219	752	5E1	48	3532L
L3513M	17	762	GE1	46	3528L
L3513T	17	653	GE1	43	3524L
L3514	17	672	GE1	49	3532LC
L3514-50	219	790	5E1	46	3535LC
L3514A	17	857	GE1	48	3532LC
L3514M	17	788	GE1	51	3532LC
L3514T	17	682	GE1	44	3526LC
L3514T-50	219	790	5E1	51	3535LC
L3514TM	17	788	GE1	49	3532LC
L3515	17	850	GE1	52	3535L
L3515-50	219	978	5E1	53	3535LC
L3515M	17	890	GE1	52	3535L
L3515T	17	857	GE1	52	3535L
L3516T	17	1,089	GE1	51	3535LC
L3516TM	17, 190	1,122	GE1	46	3528LC
L3605	192	1,440	DPL	67	3628L
L3605T	17	973	GE1	68	3628L
L3605T-50	219	1,117	5E1	76	3634LC
L3605TM	17	1,187	GE1	73	3634L
L3606T	17	1,005	GE1	74	3634L
L3607	192	1,886	DPL	74	3634L
L3608T	17	1,382	GE1	88	3640LC
L3608TM	17, 190	1,426	GE1	89	3640LC
L3609T	17	1,145	GE1	80	3634LC
L3609T-50	219	1,315	5E1	95	3646LC
L3609TM	17, 190	1,239	GE1	79	3634LC
L3612TM	17, 190	1,440	GE1	100	3646LC
L3613T	17	1,782	GE1	77	3634LC
L3703	192	3,114	DPL	113	3735LC
L3705	192	2,455	DPL	117	3735LC
L3708T	17	1,367	GE1	116	3726LC
L3708T-50	219	1,572	5E1	119	3732LC
L3708TM	17	1,605	GE1	135	3744LC
L3709T	17	1,780	GE1	123	3735LC
L3710T	17	1,805	GE1	134	3734LC
L3711T	17	2,182	GE1	148	3744LC
L3712T	17	2,215	GE1	158	3748LC
L3912T	17	5,665	GE1	303	3956LC
L4	298	107	SVC	1	-
L7	298	206	SVC	1	-
LPL50	298	554	GBX	43	3520S

(1) Shipping weight (lbs.) is approximate.

Index

Catalog Number	Page Number	List Price	Disc. Sym.	Ship Wgt(1)	Type Code
LPL75	298	676	GBX	48	3524C
M1004T	189	878	DP2	33	3520M
M1005T	189	913	DP2	38	3524M
M1006T	189	1,054	DP2	41	3528M
M1007T	189	1,132	DP2	56	3623M
M1008T	189	1,363	DP2	71	3634M
M1009T	189	1,947	DP2	113	3735M
M1010T	189	2,207	DP2	133	3744M
M1019	189	943	DP2	36	3524M
M1020T	189	1,016	DP2	41	3528M
M1021T	189	1,231	DP2	55	3623M
M1022T	189	1,404	DP2	64	3628M
M1023T	189	1,635	DP2	72	3634M
M1024T	189	2,516	DP2	113	3735M
M1204T	189	878	DP2	33	3520M
M1205T	189	913	DP2	37	3524M
M1206T	189	1,054	DP2	41	3528M
M1207T	189	1,132	DP2	56	3623M
M1208T	189	1,363	DP2	72	3634M
M1209T	189	1,947	DP2	112	3735M
M1210T	189	2,207	DP2	132	3744M
M1211T	189	3,100	DP2	206	3936M
M1212T	189	3,799	DP2	204	3936M
M1213T	189	4,458	DP2	330	4046M
M1218	189	898	DP2	33	3520M
M1219	189	943	DP2	36	3524M
M1220T	189	1,016	DP2	41	3528M
M1221T	189	1,231	DP2	55	3623M
M1222T	189	1,404	DP2	65	3628M
M1223T	189	1,635	DP2	72	3634M
M1224T	189	2,516	DP2	113	3735M
M1225T	189	3,346	DP2	148	3740M
M1226T	189	3,779	DP2	172	3750M
M1227T	189	4,585	DP2	345	4040M
M1228T	189	6,149	DP2	330	4046M
M1504T	187	1,308	DP2	39	3524M
M1505T	187	1,382	DP2	47	3535M
M1506T	187	1,678	DP2	64	3628M
M1507T	187	1,900	DP2	84	3640M
M1508T	187	2,482	DP2	134	3744M
M1509T	187	3,231	DP2	209	3754M
M1519	187	1,020	DP2	37	3524M
M1520T	187	1,065	DP2	42	3528M
M1521T	187	1,315	DP2	58	3623M
M1522T	187	1,509	DP2	66	3628M
M1523T	187	1,765	DP2	73	3634M
M1524T	187	2,764	DP2	126	3740M
M1554T	187	922	DP2	33	3520M
M1555T	187	959	DP2	41	3528M
M1556T	187	1,114	DP2	41	3528M
M1557T	187	1,197	DP2	65	3628M
M1558T	187	1,523	DP2	83	3640M
M1704T	187	1,308	DP2	45	3530M
M1705T	187	1,382	DP2	47	3535M
M1706T	187	1,678	DP2	65	3628M
M1707T	187	1,900	DP2	84	3640M
M1708T	187	2,482	DP2	132	3744M
M1709T	187	3,231	DP2	181	3754M
M1710T	187	4,977	DP2	263	0940M
M1711T	187	5,762	DP2	267	0944M
M1712T	187	7,321	DP2	378	1046M
M1713T	187	8,887	DP2	397	1048M
M1718	188	951	DP2	29	3515M
M1719	188	1,051	DP2	33	3517M
M1720T	188	1,065	DP2	35	3521M
M1721T	188	1,315	DP2	50	3528M
M1722T	188	1,509	DP2	58	3536M
M1723T	188	1,765	DP2	73	3634M
M1724T	188	2,764	DP2	128	3740M
M1725T	188	3,572	DP2	230	0928M
M1726T	188	4,111	DP2	225	0750M
M1727T	188	4,879	DP2	355	1036M
M1728T	188	6,615	DP2	390	1046M
M1729T	188	6,968	DP2	512	1240M
M1754T	187	922	DP2	33	3518M
M1755T	187	959	DP2	38	3523M
M1756T	187	1,114	DP2	45	3531M
M1757T	187	1,197	DP2	63	3628M
M1758T	187	1,523	DP2	84	3640M
M1759T	187	2,145	DP2	136	3744M
M1760T	187	2,527	DP2	158	3756M
M1761T	187	3,493	DP2	247	0934M
M1762T	187	4,129	DP2	344	1034M
M1763T	187	4,791	DP2	384	1040M
M250502S-2341	72	65,645	LG	4,160	A50120M
M250602S-2341	72	76,834	LG	4,140	A50176M
M250702S-2341	72	77,258	LG	5,023	A50176M
M2538T-8	39	3,685	GO3	259	3946M
M2581002S-2341	72	112,193	LG	7,634	A58180M
M258802S-2341	72	103,721	LG	7,206	A58164M
M258902S-2341	72	107,321	LG	6,720	A58180M
M3108-57	220	393	5O3	26	3420M
M3112-57	220	437	5O3	26	3420M
M3153T	36	586	GO3	33	3428M
M3160	36	825	GO3	38	3522M
M3353	22	376	GE3	16	3313M
M3355	22	426	GE3	17	3316M
M3452	22	439	GE3	17	3408M
M3454	22	311	GE3	19	3410M
M3455	22	489	GE3	18	3411M
M3457	22	316	GE3	20	3410M
M3458	22	379	GE3	21	3413M
M3460	22	366	GE3	19	3410M
M3461	22	444	GE3	22	3416M
M3463	22	403	GE3	21	3413M
M3464	22	480	GE3	25	3420M
M3531	22	484	GE3	23	3411M
M3532	22	705	GE3	28	3514M
M3534	22	340	GE3	21	3413M
M3534-5	25	340	GE3	20	3413M
M3535	22	544	GE3	22	3414M
M3536	22	768	GE3	29	3514M
M3537	22	366	GE3	19	3410M
M3537-5	25	366	GE3	19	3410M
M3538	22	389	GE3	23	3416M
M3538-5	25	389	GE3	22	3416M
M3538-57	220	446	5E3	26	3420M
M3538/35	22	501	GE3	25	3512M
M3539	22	586	GE3	24	3418M
M3539-5	25	586	GE3	23	3418M
M3539-TP	169	625	HV3	29	3516M
M3541	22	403	GE3	21	3413M
M3541-5	25	403	GE3	21	3413M
M3541-57	220	446	5E3	25	3420M
M3542	22	416	GE3	25	3420M
M3542-5	25	416	GE3	26	3420M
M3542-57	220	477	5E3	32	3428M
M3543	22	598	GE3	32	3428M
M3543-5	25	598	GE3	33	3428M
M3543T	22	598	GE3	33	3428M
M3543T-5	25	598	GE3	34	3428M
M3560	22	862	GE3	38	3522M
M3562T	22	1,096	GE3	51	3530M
M3602	191	1,284	DPL	51	3530M
M3AA063075-B14	211	72	SVC	72	-
M3AA063115-B5	211	70	SVC	1	-
M3AA071085-B14	211	89	SVC	89	-
M3AA071130-B5	211	89	SVC	1	-
M3AA080100-B14	211	120	SVC	83	-
M3AA080165-B5	211	120	SVC	1	-
M3AA090115-B14	211	156	SVC	156	-
M3AA090165-B5	211	57	SVC	2	-
M3AA100130-B14	211	245	SVC	245	-
M3AA100215-B5	211	243	SVC	3	-
M3AA112130-B14	211	255	SVC	255	-
M3AA112215-B5	211	255	SVC	14	-
M3AA132165-B14	211	307	SVC	307	-
M3AA132265-B5	211	277	SVC	14	-
M3AA160215-B14	211	375	SVC	375	-
M3AA160300-B5	211	375	SVC	40	-
M3AA180300-B5	211	657	SVC	54	-

(1) Shipping weight (lbs.) is approximate.

Index

Catalog Number	Page Number	List Price	Disc. Sym.	Ship Wgt(1)	Type Code
M3AA200350-B5	211	828	SVC	57	-
M3AA225400-B5	211	1,296	SVC	63	-
M3AA250500-B5	211	1,583	SVC	95	-
M3BP071085-B14	211	67	SVC	3	-
M3BP071130-B5	211	80	SVC	5	-
M3BP080100-B14	211	83	SVC	4	-
M3BP080165-B5	211	95	SVC	7	-
M3BP090115-B14	211	110	SVC	6	-
M3BP090165-B5	211	110	SVC	9	-
M3BP100130-B14	211	159	SVC	8	-
M3BP100215-B5	211	158	SVC	11	-
M3BP112130-B14	211	265	SVC	7	-
M3BP112215-B5	211	265	SVC	10	-
M3BP132165-B14	211	289	SVC	13	-
M3BP132265-B5	211	289	SVC	21	-
M3BP160300-B5	211	387	SVC	31	-
M3BP180300-B5	211	571	SVC	37	-
M3BP200350-B5	211	882	SVC	49	-
M3BP225400-B5	211	1,069	SVC	63	-
M3BP250500-B5	211	1,583	SVC	85	-
M3BP280500-B5	211	1,093	SVC	97	-
M3BP280500-B5-2P	211	1,093	SVC	97	-
MM06184-S-AP	205	290	IPP	9	-
MM07254-S-AP	205	298	IPP	11	-
MM07254-S-PP	208	333	IPP	22	-
MM07372-S-AP	205	311	IPP	10	-
MM07372-S-PP	208	347	IPP	12	-
MM07374-S-AP	205	336	IPP	10	-
MM07374-S-PP	208	376	IPP	24	-
MM07552-S-AP	205	344	IPP	13	-
MM07552-S-PP	208	384	IPP	24	-
MM08554-S-AP	205	372	IPP	18	-
MPM3458	185	391	FD1	20	3413M
MVM06124D-S-AP	206	336	IPP	8	-
MVM06182C-S-AP	206	329	IPP	9	-
MVM06182D-S-AP	206	329	IPP	8	-
MVM06184C-S-AP	206	339	IPP	10	-
MVM06184D-S-AP	206	339	IPP	9	-
MVM06252C-S-AP	206	334	IPP	10	-
MVM06252D-S-AP	206	334	IPP	9	-
MVM07254C-S-AP	206	354	IPP	11	-
MVM07254D-S-AP	206	354	IPP	11	-
MVM07372C-S-AP	206	365	IPP	11	-
MVM07372D-S-AP	206	365	IPP	10	-
MVM07374C-S-AP	206	396	IPP	11	-
MVM07374D-S-AP	206	396	IPP	10	-
MVM07552C-S-AP	207	403	IPP	11	-
MVM07552D-S-AP	206	403	IPP	10	-
MVM08554C-S-AP	207	431	IPP	11	-
MVM08554D-S-AP	206	431	IPP	18	-
MVM3458C	218	508	BIM	22	3320M
MVM3458D	217	579	BIM	20	3320M
MVM3460C	218	541	BIM	22	3320M
MVM3461C	218	571	BIM	22	3320M
MVM3461D	217	582	BIM	20	3320M
MVM3463C	218	563	BIM	26	3328M
MVM3542C	218	599	BIM	26	3420M
MVM3542D	217	614	BIM	27	3420M
NM3454	22	326	GE3	20	3413M
NM3454/35	22	524	GE3	28	3512M
NM3455	22	450	GE3	19	3411M
NM3534	22	365	GE3	23	3416M
NM3538	22	423	GE3	25	3420M
NM3538/35	22	511	GE3	27	3512M
NM3539	22	644	GE3	40	3524M
NM3542	22	455	GE3	29	3514M
PCL1327M	190	905	DPS	57	3535LC
PCL3513M	190	713	DPS	38	3520LC
PCL3514M	190	930	DPS	54	3535LC
PCL3515M	190	846	DPS	43	3524LC
PCL3519M	190	927	DPS	52	3532LC
PL1327M	190	859	DPS	56	3535LC
PL3515M	190	806	DPS	42	3524LC
PL3519M	190	884	DPS	50	3532LC
PSC3413A	171	400	HV1	19	3411C

Catalog Number	Page Number	List Price	Disc. Sym.	Ship Wgt(1)	Type Code
PSC3416A	171	444	HV1	21	3414C
PSC3524A	171	487	HV1	24	3418C
PTG1024LD	263	1,895	R3B	1	-
R1	298	96	SVC	1	-
R2	298	47	SVC	1	-
R5A	298	158	SVC	1	-
R6	298	53	SVC	1	-
RL1209A	170	333	HV1	27	3420L
RL1301A277	170	446	HV1	23	3414L
RL1304A	170	434	HV1	26	3418L
RL1304A277	170	464	HV1	26	3418L
RL1307A	170	532	HV1	34	3428L
RL1307A277	170	639	HV1	34	3428L
RL1310A	170	578	HV1	37	3520L
RL1310A277	170	657	HV1	42	3528L
RL1323A	170	395	HV1	24	3416L
RL1324A	170	428	HV1	31	3424L
RM3007A	171	321	HV3	21	3413M
RM3108A	171	487	HV3	25	3413M
RM3112A	171	524	HV3	32	3420M
RM3116A	171	546	HV3	32	3424M
RM3154A	171	580	HV3	37	3520M
RM3157A	171	665	HV3	40	3524M
S46	292	143	SVC	3	-
S61	292	143	SVC	3	-
SSEWDM07186-B	80, 212	2,261	IFS	33	-
SSEWDM07186C-B	81, 213	2,129	IFS	33	-
SSEWDM07186D-B	80, 212	2,129	IFS	33	-
SSEWDM07254-B	80, 212	2,232	IFS	44	-
SSEWDM07254C-B	81, 213	2,097	IFS	44	-
SSEWDM07254D-B	80, 212	2,097	IFS	44	-
SSEWDM07256-B	80, 212	2,364	IFS	35	-
SSEWDM07256C-B	81, 213	2,235	IFS	35	-
SSEWDM07256D-B	80, 212	2,235	IFS	35	-
SSEWDM08112-B	80, 212	2,445	IFS	50	-
SSEWDM08112C-B	81, 213	2,304	IFS	23	-
SSEWDM08112D-B	81, 213	2,304	IFS	23	-
SSEWDM08374-B	80, 212	2,261	IFS	50	-
SSEWDM08374C-B	81, 213	2,129	IFS	23	-
SSEWDM08374D-B	80, 212	2,129	IFS	23	-
SSEWDM08376-B	80, 212	2,445	IFS	50	-
SSEWDM08376C-B	81, 213	2,304	IFS	23	-
SSEWDM08376D-B	80, 212	2,304	IFS	23	-
SSEWDM08552-B	80, 212	2,261	IFS	50	-
SSEWDM08552C-B	81, 213	2,129	IFS	23	-
SSEWDM08552D-B	80, 212	2,129	IFS	23	-
SSEWDM08554-B	80, 212	2,364	IFS	50	-
SSEWDM08554C-B	81, 213	2,235	IFS	23	-
SSEWDM08554D-B	80, 212	2,235	IFS	23	-
SSEWDM08752-B	80, 212	2,364	IFS	50	-
SSEWDM08752C-B	81, 213	2,235	IFS	23	-
SSEWDM08752D-B	81, 213	2,235	IFS	23	-
SSEWDM08754-B	80, 212	2,445	IFS	50	-
SSEWDM08754C-B	81, 213	2,304	IFS	23	-
SSEWDM08754D-B	81, 213	2,304	IFS	23	-
SSEWDM09114-B	80, 212	2,689	IFS	105	-
SSEWDM09114C-B	81, 213	2,531	IFS	48	-
SSEWDM09114D-B	81, 213	2,531	IFS	48	-
SSEWDM09152-B	80, 212	2,984	IFS	114	-
SSEWDM09152C-B	81, 213	2,800	IFS	52	-
SSEWDM09152D-B	81, 213	2,800	IFS	52	-
SSEWDM09154-B	80, 212	2,955	IFS	114	-
SSEWDM09154C-B	81, 213	2,766	IFS	52	-
SSEWDM09154D-B	81, 213	2,766	IFS	52	-
SSEWDM09222-B	80, 212	3,128	IFS	114	-
SSEWDM09222C-B	81, 213	2,955	IFS	52	-
SSEWDM09222D-B	81, 213	2,955	IFS	52	-
SSEWDM09556-B	80, 212	2,689	IFS	105	-
SSEWDM09556C-B	81, 213	2,531	IFS	48	-
SSEWDM09556D-B	80, 212	2,531	IFS	48	-
SSEWDM09756-B	80, 212	2,955	IFS	114	-
SSEWDM09756C-B	81, 213	2,766	IFS	52	-
SSEWDM09756D-B	81, 213	2,766	IFS	52	-
SSEWDM10032-B	80, 212	4,132	IFS	61	-
SSEWDM10032C-B	81, 213	3,902	IFS	60	-
SSEWDM10032D-B	81, 213	3,902	IFS	60	-

(1) Shipping weight (lbs.) is approximate.

Index

Catalog Number	Page Number	List Price	Disc. Sym.	Ship Wgt(1)	Type Code
SSEWDM10034-B	80, 212	4,132	IFS	57	-
SSEWDM10034C-B	81, 213	3,902	IFS	57	-
SSEWDM10034D-B	81, 213	3,902	IFS	57	-
SSEWDM10156-B	80, 212	4,132	IFS	58	-
SSEWDM10156C-B	81, 213	3,902	IFS	58	-
SSEWDM10156D-B	81, 213	3,902	IFS	58	-
SSEWDM10224-B	80, 212	3,787	IFS	57	-
SSEWDM10224C-B	81, 213	3,558	IFS	57	-
SSEWDM10224D-B	81, 213	3,558	IFS	57	-
SSEWDM11042-B	80, 212	4,706	IFS	134	-
SSEWDM11042C-B	81, 213	4,447	IFS	134	-
SSEWDM11042D-B	81, 213	4,447	IFS	60	-
SSEWDM11044-B	80, 212	4,706	IFS	134	-
SSEWDM11044C-B	81, 213	4,447	IFS	134	-
SSEWDM11044D-B	81, 213	4,447	IFS	134	-
SSEWDM11226-B	80, 212	4,706	IFS	130	-
SSEWDM11226C-B	81, 213	4,447	IFS	130	-
SSEWDM11226D-B	81, 213	4,447	IFS	130	-
SSEWDM13036-B	80, 212	5,509	IFS	147	-
SSEWDM13036C-B	81, 213	5,165	IFS	147	-
SSEWDM13036D-B	81, 213	5,165	IFS	147	-
SSEWDM13046-B	80, 212	5,796	IFS	147	-
SSEWDM13046C-B	81, 213	5,480	IFS	147	-
SSEWDM13046D-B	81, 213	5,480	IFS	147	-
SSEWDM13552-B	80, 212	5,509	IFS	152	-
SSEWDM13552C-B	81, 213	5,165	IFS	152	-
SSEWDM13552D-B	81, 213	5,165	IFS	152	-
SSEWDM13554-B	80, 212	5,509	IFS	160	-
SSEWDM13554C-B	81, 213	5,165	IFS	160	-
SSEWDM13554D-B	81, 213	5,165	IFS	160	-
SSEWDM13752-B	80, 212	5,796	IFS	165	-
SSEWDM13752C-B	81, 213	5,480	IFS	165	-
SSEWDM13752D-B	81, 213	5,480	IFS	165	-
SSEWDM13754-B	80, 212	5,796	IFS	180	-
SSEWDM13754C-B	81, 213	5,480	IFS	180	-
SSEWDM13754D-B	81, 213	5,480	IFS	180	-
SUL50104SM	147, 150	5,718	SU1	280	M
SUL50106SM	147, 150	6,010	SU1	54	M
SUL50154SM	147, 150	5,718	SU1	250	M
SUL50156SM	147, 150	6,955	SU1	256	M
SUL50204SM	147, 150	6,402	SU1	270	M
SUL50304	147, 150	8,149	SU1	275	M
SUL50304SM	147, 150	8,149	SU1	260	M
SUL50306SM	147, 150	9,775	SU1	270	M
SUL50504	147, 150	10,698	SU1	400	M
SUM20754	149, 150	5,017	SU3	346	M
SUM20754-4	149, 150	5,017	SU3	375	M
SUM21004	149, 150	5,852	SU3	360	M
SUM21004-4	149, 150	5,852	SU3	367	M
SUM21504	149, 150	7,589	SU3	380	M
SUM21504-4	149, 150	7,589	SU3	392	M
SUM70104SM	148, 150	4,732	SU3	230	M
SUM70154SM	148, 150	4,869	SU3	240	M
SUM70204SM	148, 150	4,976	SU3	245	M
SUM70204SM-8	148, 150	4,976	SU3	260	M
SUM70304SM	148, 150	5,040	SU3	225	M
SUM70306	148, 150	5,136	SU3	260	M
SUM70504	148, 150	5,292	SU3	250	M
SUM70504-4	148, 150	5,292	SU3	250	M
SUM70504-8	148, 150	5,292	SU3	250	M
SUM70504SM-4	148, 150	5,292	SU3	245	M
SUM70506	148, 150	7,273	SU3	265	M
SUM70754	148, 150	6,843	SU3	270	M
SUM70754-4	148, 150	6,843	SU3	270	M
SUM70754SM-4	148, 150	6,843	SU3	243	M
SUM70756	148, 150	7,784	SU3	370	M
SUM70756-4	148, 150	7,784	SU3	345	M
SUM710004-4	149	41,185	SU3	1,500	M
SUM710006-4	149	50,906	SU3	1,500	M
SUM71004	148, 150	7,099	SU3	380	M
SUM71004-4	148, 150	7,099	SU3	380	M
SUM71004SM-4	148, 150	7,099	SU3	365	M
SUM71006	148, 150	9,790	SU3	370	M
SUM71006-4	148, 150	9,790	SU3	385	M
SUM71504	148, 150	9,338	SU3	400	M
SUM71504-4	148, 150	9,338	SU3	370	M
SUM71504SM-4	148, 150	9,338	SU3	385	M
SUM71506-4	148	13,228	SU3	480	M
SUM72004-4	148, 150	11,058	SU3	420	M
SUM72004SM-4	148, 150	10,427	SU3	400	M
SUM72006-4	148	14,587	SU3	505	M
SUM72504-4	148	13,650	SU3	580	M
SUM72504SM-4	148	13,650	SU3	515	M
SUM72506-4	148	18,927	SU3	510	M
SUM72506SM-4	148	18,927	SU3	500	M
SUM73004-4	148	14,744	SU3	545	M
SUM73004SM-4	148	14,744	SU3	485	M
SUM73006-4	148	22,712	SU3	865	M
SUM74004-4	148	19,961	SU3	600	M
SUM75004-4	148	23,360	SU3	875	M
SUM75004SM-4	148	23,360	SU3	880	M
SUM75006-4	148	25,332	SU3	890	M
SUM76004-4	149	29,877	SU3	910	M
SUM77504-4	149	38,734	SU3	956	M
SUM77506-4	149	39,606	SU3	1,450	M
TK3300	264	202	SVC	1	-
TK3400	264	358	SVC	4	-
TK3500	264	377	SVC	9	-
TK3600	264	498	SVC	10	-
TK3600PM	264	498	SVC	3	-
TKP1836ENC	262	867	SVC	17	-
TKP2136AC	262	65	SVC	2	-
TKP2136NC	262	65	SVC	3	-
TKP2136XC	262	1,689	SVC	16	-
TKP2136XPT	262	1,460	SVC	13	-
TKP400AC	262	65	SVC	1	-
TKP400ENC	262	867	SVC	16	-
TKP400NC	262	65	SVC	1	-
TKP400XP	262	1,460	SVC	2	-
TKP500AC	262	65	SVC	1	-
TKP500ENC	262	867	SVC	17	-
TKP500NC	262	575	SVC	1	-
TKP500XC	262	1,689	SVC	15	-
TKP500XP	262	1,460	SVC	3	-
UCC10150	181	2,389	FD1	127	3740C
UCC5700	181	1,150	FD1	74	3634C
UCC7100	181	1,264	FD1	78	3640C
UCL1015	180	2,232	FD1	137	3744LC
UCL3145	180	1,043	FD1	60	3540LC
UCL345	180	1,086	FD1	72	3634L
UCL570	180	1,283	FD1	91	3646L
UCL710	180	1,376	FD1	89	3646LC
UCL7510	180	1,742	FD1	107	3729L
UCLE1015	180	2,252	FD1	167	3750LC
UCLE153	180	1,078	FD1	52	3532LC
UCLE3145	180	1,104	FD1	61	3540LC
UCLE570	180	1,344	FD1	93	3646LC
UCLE7510	180	1,453	FD1	95	3646LC
UCM1014	180	1,459	FD3	102	3726M
UCM575	180	949	FD3	66	3628M
UCM713	180	1,135	FD3	89	3646M
UCME1014	180	1,507	FD3	124	3734M
UCME153	180	758	FD3	39	3524M
UCME3145	180	801	FD3	46	3528M
UCME570	180	1,006	FD3	69	3628M
UCME7510	180	1,180	FD3	85	3640M
UCME759	180	1,180	FD3	84	3640M
VAOM3527	167	798	HV3	57	3546M
VAOM3560	167	673	HV3	50	3528M
VBL3507	198	1,483	BE1	40	3428LC
VBL3510	198	1,571	BE1	49	3522LC
VBL3510T	198	1,571	BE1	49	3522LC
VBM3108	202	957	BO3	28	3416M
VBM3112	202	1,112	BO3	31	3420M
VBM3116	202	1,211	BO3	33	3424M
VBM3154	202	1,407	BO3	44	3518M
VBM3218T	202	2,691	BO3	84	3630M
VBM3538	199	1,016	BE3	30	3420M
VBM3538-5S	197	1,179	UH3	42	3512M
VBM3538-D	196	1,242	UH3	46	3512M
VBM3538-S	197	1,179	UH3	41	3512M

(1) Shipping weight (lbs.) is approximate.

Index

Catalog Number	Page Number	List Price	Disc. Sym.	Ship Wgt(1)	Type Code
VBM3542	199	1,190	BE3	35	3428M
VBM3542-5	199	1,190	BE3	40	3516M
VBM3542-D	196	1,289	UH3	52	3514M
VBM3542-S	197	1,226	UH3	47	3514M
VBNM3538-D	196	1,270	UH3	44	3512M
VBNM3542-D	196	1,319	UH3	48	3514M
VDM3537	60	624	SDD	22	3414M
VDM3538	60	646	SDD	27	3420M
VDM3541	60	660	SDD	26	3418M
VDM3542	60	672	SDD	34	3428M
VDRX050544	116	1,071	XDM	37	3512M
VDRX050744	116	1,171	XDM	37	3514M
VDRX05144	116	1,553	XDM	41	3520M
VDRX051544	116	1,576	XDM	46	3526M
VDRX14144T	116	1,561	XDM	50	3520M
VDRX141544T	116	1,584	XDM	46	3526M
VDRX14244T	116	1,623	XDM	59	3528M
VDRX18344T	116	1,976	XDM	127	0632M
VDRX18544T	116	2,287	XDM	123	0642M
VDRX21144T	116	3,782	XDM	252	0750M
VDRX21744T	116	2,842	XDM	228	0738M
VDRX251544T	116	4,540	XDM	374	0944M
VDRX25244T	116	5,693	XDM	335	0960M
VDRX282544T	116	6,955	XDM	506	1054M
VDRX28344T	116	8,299	XDM	518	1056M
VDRX32444T	116	10,992	XDM	720	1254M
VDRX32544T	116	12,603	XDM	782	1276M
VEBM3116T	202	1,543	BO3	44	3520M
VEBM3154T	202	1,612	BO3	44	3522M
VEBM3157T	202	1,667	BO3	50	3526M
VEBM3211T	202	1,912	BO3	81	3630M
VEBM3218T	202	2,300	BO3	100	3640M
VEBM3218T-DI	201	2,300	BO3	122	3640M
VEBM3248T	202	1,997	BO3	99	3640M
VEBM3542-D	196	1,415	UH3	50	3516M
VEBM3546	199	1,370	BE3	45	3520M
VEBM3546-5S	197	1,372	UH3	51	3520M
VEBM3546-D	196	1,472	UH3	54	3520M
VEBM3546-S	197	1,372	UH3	51	3520M
VEBM3546T	199	1,571	BE3	45	3520M
VEBM3546T-5	199	1,571	BE3	44	3520M
VEBM3546T-5D	196	1,581	UH3	52	3520M
VEBM3546T-D	196	1,581	UH3	51	3520M
VEBM3546T-S	197	1,383	UH3	51	3520M
VEBM3554	199	1,645	BE3	53	3526M
VEBM3554-D	196	1,533	UH3	58	3526M
VEBM3554-S	197	1,487	UH3	54	3526M
VEBM3554T	199	1,692	BE3	52	3526M
VEBM3554T-5	199	1,692	BE3	48	-
VEBM3554T-5D	196	1,645	UH3	55	3526M
VEBM3554T-5S	197	1,497	UH3	54	3526M
VEBM3554T-D	196	1,645	UH3	58	3526M
VEBM3554T-S	197	1,497	UH3	54	3526M
VEBM3558	199	1,694	BE3	56	3528M
VEBM3558-D	196	1,671	UH3	56	3528M
VEBM3558-S	197	1,535	UH3	58	3528M
VEBM3558T	199	1,740	BE3	57	3528M
VEBM3558T-5	199	1,740	BE3	48	3528M
VEBM3558T-5D	196	1,680	UH3	62	3528M
VEBM3558T-D	196	1,680	UH3	62	3528M
VEBM3558T-S	197	1,545	UH3	58	3528M
VEBM3611T	199	1,945	BE3	82	3632M
VEBM3611T-5	199	1,945	BE3	83	3628M
VEBM3611T-5D	196	2,218	UH3	101	3628M
VEBM3611T-D	196	2,218	UH3	101	3632M
VEBM3611T-S	197	1,850	UH3	83	3632M
VEBM3615T	199	2,279	BE3	93	3642M
VEBM3615T-5D	196	2,674	UH3	117	3640M
VEBM3615T-D	196	2,674	UH3	117	3642M
VEBM3615T-DI	201	2,279	BE3	125	3642M
VEBM3615T-S	197	2,152	UH3	106	3642M
VEBM3710T	199	4,179	BE3	173	3738M
VEBM3710T-D	196	3,641	UH3	151	3738M
VEBM3714T	199	4,557	BE3	222	3752M
VEBM3714T-D	196	4,222	UH3	176	3752M
VEBNM3538	199	1,434	BE3	37	3516M

Catalog Number	Page Number	List Price	Disc. Sym.	Ship Wgt(1)	Type Code
VEBNM3542	199	1,612	BE3	53	3516M
VEBNM3546-D	196	1,485	UH3	50	3524M
VEBNM3554T-D	196	1,612	UH3	61	3534M
VECP2276T	51	3,392	SDM	338	0954M
VECP2332T	51	4,246	SDM	356	0960M
VECP2333T	51	3,279	SDM	314	0944M
VECP2333T-4	51	3,279	SDM	303	0944M
VECP2334T	51	3,476	SDM	338	0960M
VECP2334T-4	51	3,476	SDM	338	0960M
VECP3580-4	51	1,001	SDM	60	0516M
VECP3581	51	1,094	SDM	66	0524M
VECP3581-4	51	1,094	SDM	66	0524M
VECP3581T	51	1,094	SDM	67	0524M
VECP3581T-4	51	1,094	SDM	66	0524M
VECP3582T	51	1,205	SDM	69	0526M
VECP3583T-4	51	1,129	SDM	67	0524M
VECP3584T	51	1,112	SDM	71	0530M
VECP3584T-4	51	1,112	SDM	70	0530M
VECP3586T-4	51	1,182	SDM	74	0532M
VECP3587T	51	1,158	SDM	75	0534M
VECP3587T-4	51	1,158	SDM	75	0534M
VECP3660T-4	51	1,419	SDM	103	0628M
VECP3661T	51	1,487	SDM	109	0632M
VECP3661T-4	51	1,487	SDM	108	0632M
VECP3663T-4	51	1,727	SDM	111	0634M
VECP3664T	51	1,451	SDM	121	0642M
VECP3665T	51	1,513	SDM	119	0642M
VECP3665T-4	51	1,513	SDM	119	0642M
VECP3667T	51	1,431	SDM	107	0630M
VECP3764T	51	2,140	SDM	165	0738M
VECP3768T	51	2,165	SDM	225	0748M
VECP3769T-4	51	2,313	SDM	173	0732M
VECP3770T	51	1,966	SDM	170	0738M
VECP3770T-4	51	1,966	SDM	170	0738M
VECP3771T-4	51	2,450	SDM	203	0742M
VECP3774T	51	2,322	SDM	231	0748M
VECP3774T-4	51	2,322	SDM	231	0748M
VECP4100T	51	5,006	SDM	503	1046M
VECP4102T	51	6,534	SDM	437	1054M
VECP4103T	51	4,602	SDM	437	1054M
VECP4111T	51	6,877	SDM	636	1260M
VECP82333T-4	57	3,318	SD8	324	0944M
VECP82334T-4	57	3,517	SD8	355	0964M
VECP82394T-4	57	3,403	SD8	304	0934M
VECP83583T-4	57	1,153	SD8	75	0524M
VECP83584T-4	57	1,199	SD8	76	0530M
VECP83586T-4	57	1,264	SD8	59	0526M
VECP83587T-4	57	1,250	SD8	79	0534M
VECP83660T-4	57	1,536	SD8	121	0632M
VECP83661T-4	57	1,628	SD8	117	0632M
VECP83663T-4	57	1,871	SD8	132	0642M
VECP83665T-4	57	1,637	SD8	128	0642M
VECP83769T-4	57	2,414	SD8	179	0732M
VECP83770T-4	57	2,062	SD8	211	0740M
VECP83771T-4	57	2,563	SD8	225	0742M
VECP83774T-4	57	2,499	SD8	231	0748M
VECP84106T-4	57	3,879	SD8	319	0954M
VEDM3545	60	907	SDD	27	3420M
VEDM3546	60	1,004	SDD	38	3520M
VEDM3550	60	992	SDD	38	3520M
VEDM3554	60	1,086	SDD	41	3526M
VEDM3558	60	1,133	SDD	45	3528M
VEDM3558T	60	1,143	SDD	45	3528M
VEDM3611T	60	1,262	SDD	73	3632M
VEDM3615T	60	1,291	SDD	93	3642M
VEDM3710T	60	1,920	SDD	129	3738M
VEDM3714T	60	2,091	SDD	165	3752M
VEFWDM3546	92	1,062	WDW	38	3520M
VEFWDM3546T	92	1,070	WDW	36	3520M
VEFWDM3554T	92	1,148	WDW	43	3526M
VEJMM2333T	136	3,297	PC3	278	0944M
VEJMM2333T-5	136	3,020	PC3	255	0944M
VEJMM2334T	136	3,510	PC3	323	0960M
VEJMM2334T-5	136	3,510	PC3	330	0960M
VEJMM3116T	138	707	PC3	37	3520M
VEJMM3116T-5	138	707	PC3	44	3524M

(1) Shipping weight (lbs.) is approximate.

Index

Catalog Number	Page Number	List Price	Disc. Sym.	Ship Wgt(1)	Type Code
VEJMM3154T	138	758	PC3	43	3522M
VEJMM3154T-5	138	758	PC3	51	3530M
VEJMM3157T	138	829	PC3	46	3526M
VEJMM3157T-5	138	829	PC3	52	3532M
VEJMM3158T	138	878	PC3	48	3528M
VEJMM3211T	138	910	PC3	74	3630M
VEJMM3211T-5	138	910	PC3	74	3628M
VEJMM3212T	138	1,050	PC3	63	3622M
VEJMM3218T	138	1,030	PC3	84	3640M
VEJMM3218T-5	138	1,030	PC3	77	3632M
VEJMM3219T	138	1,515	PC3	77	3632M
VEJMM3311T	138	1,554	PC3	125	3734M
VEJMM3312T	138	1,774	PC3	121	3728M
VEJMM3313T	138	1,682	PC3	165	3742M
VEJMM3314T	138	2,379	PC3	131	3734M
VEJMM3546T	136	691	PC3	38	3520M
VEJMM3546T-5	136	889	PC3	38	3520M
VEJMM3554T	136	729	PC3	45	3526M
VEJMM3554T-5	136	971	PC3	41	3526M
VEJMM3558T	136	873	PC3	44	3528M
VEJMM3558T-5	136	1,018	PC3	45	3528M
VEJMM3611T	136	996	PC3	74	3632M
VEJMM3611T-5	136	1,146	PC3	70	3632M
VEJMM3615T	136	1,175	PC3	90	3642M
VEJMM3615T-5	136	1,175	PC3	93	3642M
VEJMM3709T	136	1,799	PC3	121	3728M
VEJMM3710T	136	1,682	PC3	151	3738M
VEJMM3710T-5	136	1,660	PC3	151	3738M
VEJMM3714T	136	1,948	PC3	165	3752M
VEJMM3714T-5	136	1,831	PC3	165	3752M
VEL11301	21	473	G01	27	3418LC
VEL11301A	21	500	G01	27	3418LC
VEL11303	21	493	G01	24	3413LC
VEL11303A	21	520	G01	24	-
VEL11304	21	527	G01	32	3424LC
VEL11304A	21	554	G01	32	3424LC
VEL11305	21	817	G01	42	3526LC
VEL11306	21	514	G01	39	3428LC
VEL11306A	21	541	G01	39	-
VEL11307	21	622	G01	44	3524LC
VEL11307A	21	649	G01	39	3524LC
VEL11308	21	916	G01	47	3530LC
VEL11309	21	598	G01	43	3524LC
VEL11309A	21	625	G01	43	-
VEL11313	21	676	G01	52	3532LC
VEL11313A	21	703	G01	52	-
VEL11317	21	743	G01	66	3540LC
VEL11317A	21	770	G01	66	-
VEL11318	21	712	G01	44	3528LC
VEL11318A	21	739	G01	44	3528LC
VEL11319	21	842	G01	59	3540LC
VEM2332T	34	3,492	GE3	315	0960M
VEM2333T	34	2,889	GE3	283	0944M
VEM2333T-5	35	2,889	GE3	266	0944M
VEM2334T	34	3,379	GE3	320	0960M
VEM2334T-5	35	3,379	GE3	296	0960M
VEM2394T	34	3,103	GE3	225	0750M
VEM2513T	42	2,692	GO3	250	3948M
VEM2514T	42	2,727	GO3	190	3928M
VEM2515T	42	2,922	GO3	256	3948M
VEM2516T	42	3,209	GO3	233	3938M
VEM2531T	42	3,749	GO3	385	4050M
VEM2534T	42	3,987	GO3	325	4040M
VEM31104	42	479	GO3	24	3416M
VEM31107	42	510	GO3	24	3416M
VEM31108	42	525	GO3	31	3424M
VEM31109	42	571	GO3	34	3428M
VEM31111	42	508	GO3	25	3416M
VEM31112	42	575	GO3	32	3516M
VEM31115	42	520	GO3	27	3420M
VEM31116	42	604	GO3	37	3520M
VEM31120	42	536	GO3	34	3518M
VEM31153	42	696	GO3	39	3524M
VEM31154	42	659	GO3	35	3526M
VEM31155	42	700	GO3	43	3524M
VEM31157	42	690	GO3	48	3526M
VEM31158	42	669	GO3	50	3528M
VEM3116T	42	749	GO3	38	3520M
VEM3120T	42	650	GO3	34	3518M
VEM3154T	42	781	GO3	37	3522M
VEM3155T	42	756	GO3	43	3524M
VEM3156T	42	765	GO3	39	3524M
VEM3157T	42	741	GO3	43	3526M
VEM3158T	42	765	GO3	50	3528M
VEM3159T	42	889	GO3	68	3628M
VEM3161T	42	794	GO3	74	3630M
VEM3211T	42	930	GO3	74	3630M
VEM3212T	42	866	GO3	64	3544M
VEM3215T	42	942	GO3	82	3636M
VEM3218T	42	1,012	GO3	92	3640M
VEM3219T	42	1,331	GO3	77	3632M
VEM3305T	42	1,269	GO3	137	3734M
VEM3309T	42	1,613	GO3	141	3744M
VEM3311T	42	1,543	GO3	120	3734M
VEM3312T	42	1,602	GO3	121	3728M
VEM3313T	42	1,834	GO3	132	3742M
VEM3314T	42	2,207	GO3	131	3734M
VEM3538	33	617	GE3	31	3514M
VEM3538-5	34	617	GE3	32	3516M
VEM3542	33	655	GE3	35	3516M
VEM3542-5	34	655	GE3	33	3516M
VEM3545	33	669	GE3	32	3516M
VEM3545-5	34	669	GE3	35	3516M
VEM3545-57	221	631	5E3	35	3516M
VEM3546	33	680	GE3	36	3520M
VEM3546-5	34	680	GE3	35	3520M
VEM3546-57	221	625	5E3	34	3518M
VEM3546T	33	689	GE3	36	3520M
VEM3546T-5	34	689	GE3	36	3520M
VEM3546T-57	221	625	5E3	34	3518M
VEM3550	33	754	GE3	35	3520M
VEM3550-5	34	754	GE3	38	3520M
VEM3550T	33	764	GE3	38	3520M
VEM3550T-5	34	764	GE3	35	3520M
VEM3550T-57	221	686	5E3	43	3524M
VEM3554	33	753	GE3	42	3526M
VEM3554-5	34	753	GE3	50	3534M
VEM3554T	33	762	GE3	41	3526M
VEM3554T-5	34	762	GE3	41	3526M
VEM3554T-57	221	649	5E3	41	3526M
VEM3555	34	823	GE3	43	3526M
VEM3555-5	34	823	GE3	41	3526M
VEM3555-57	221	681	5E3	50	3532M
VEM3555T	34	833	GE3	41	3526M
VEM3555T-57	221	749	5E3	50	3532M
VEM3556	33	874	GE3	43	3526M
VEM3556T	33	884	GE3	41	3526M
VEM3557	33	903	GE3	72	3632M
VEM3557T	33	913	GE3	72	3632M
VEM3558	34	795	GE3	46	3528M
VEM3558-5	34	795	GE3	45	3528M
VEM3558T	34	804	GE3	47	3528M
VEM3558T-5	34	804	GE3	46	3528M
VEM3558T-57	221	688	5E3	45	3528M
VEM3559	34	899	GE3	50	3532M
VEM3559-5	35	899	GE3	50	3532M
VEM3559T	34	909	GE3	50	3532M
VEM3561	34	868	GE3	70	3632M
VEM3561T	34	878	GE3	70	3632M
VEM3581	33	978	GE3	52	0518M
VEM3581T	33	978	GE3	54	0518M
VEM3581T-5	34	978	GE3	53	0518M
VEM3584T	33	1,012	GE3	60	0526M
VEM3584T-5	34	1,012	GE3	58	0526M
VEM3587T	34	1,058	GE3	59	0528M
VEM3587T-5	34	1,058	GE3	60	0528M
VEM3609	191	1,444	DPL	45	3528M
VEM3610T	34	954	GE3	50	3532M
VEM3610T-5	35	954	GE3	53	3532M
VEM3611	191	1,493	DPL	70	3632M

(1) Shipping weight (lbs.) is approximate.

Index

Catalog Number	Page Number	List Price	Disc. Sym.	Ship Wgt(1)	Type Code
VEM3611T	34	854	GE3	73	3632M
VEM3611T-5	35	854	GE3	71	3632M
VEM3613	191	1,341	DPL	74	3630M
VEM3613T	34	1,050	GE3	75	3630M
VEM3613T-5	35	1,050	GE3	74	3630M
VEM3614	191	1,632	DPL	97	3644M
VEM3614T	34	1,109	GE3	91	3646M
VEM3615	191	1,704	DPL	93	3642M
VEM3615T	34	880	GE3	88	3642M
VEM3615T-5	35	880	GE3	88	3642M
VEM3616T	34	1,362	GE3	96	3646M
VEM3661T	34	1,226	GE3	98	0632M
VEM3661T-5	35	1,226	GE3	98	0632M
VEM3663T	34	1,448	GE3	99	0628M
VEM3664T	34	1,336	GE3	113	0642M
VEM3665T	34	1,252	GE3	109	0642M
VEM3665T-5	35	1,252	GE3	110	0642M
VEM3704T	34	1,488	GE3	132	3738M
VEM3708T	34	1,663	GE3	185	3752M
VEM3709T	34	1,604	GE3	96	3646M
VEM3709T-5	35	1,604	GE3	101	3646M
VEM3710T	34	1,465	GE3	151	3738M
VEM3710T-5	35	1,465	GE3	151	3738M
VEM3711T	34	1,624	GE3	125	3732M
VEM3711T-5	35	1,624	GE3	118	3728M
VEM3713T	34	2,234	GE3	170	3752M
VEM3713T-5	35	2,234	GE3	169	3752M
VEM3714T	34	1,636	GE3	165	3752M
VEM3714T-5	35	1,636	GE3	165	3752M
VEM3770T	34	1,700	GE3	170	0738M
VEM3770T-5	35	1,700	GE3	170	0738M
VEM3774T	34	1,883	GE3	197	0748M
VEM3774T-5	35	1,883	GE3	231	0748M
VEM4103T	34	4,431	GE3	512	1054M
VEM4104T	34	5,112	GE3	425	1056M
VEM4106T	34	3,349	GE3	229	0936M
VEM4107T	34	4,383	GE3	323	0944M
VEM4108T	34	5,062	GE3	393	0950M
VENCP83580T-4	57	985	SD8	59	0520M
VENCP83581T-4	57	1,063	SD8	63	0524M
VENM3538	33	641	GE3	32	3516M
VENM3542	33	700	GE3	33	3516M
VENM3546	33	766	GE3	38	3524M
VENM3546T	33	776	GE3	40	3524M
VENM3581T	33	978	GE3	56	0524M
VESSFWDM3546	84	1,509	WDS	39	3524M
VESSWDM3546	84	1,369	WDS	44	3524M
VESSWDM3546-5	84	1,369	WDS	39	3524M
VESSWDM3546T	84	1,390	WDS	44	3524M
VESSWDM3554	84	1,396	WDS	46	3526M
VESSWDM3554T	84	1,417	WDS	45	3528M
VESSWDM3554T-5	84	1,417	WDS	45	3528M
VESSWDM3555-5	84	1,655	WDS	41	3532M
VESSWDM3558	84	1,689	WDS	48	3528M
VESSWDM3558T	84	1,710	WDS	45	3528M
VESSWDM3558T-5	84	1,710	WDS	56	3538M
VESSWDM3559T	84	2,032	WDS	64	3546M
VESSWDM3611T	84	1,951	WDS	60	3636M
VESSWDM3611T-5	84	1,951	WDS	83	3636M
VESSWDM3613T	84	2,284	WDS	83	3636M
VESSWDM3615T	84	2,207	WDS	101	3646M
VESSWDM3615T-5	84	2,207	WDS	112	-
VESSWDM3710T	84	2,794	WDS	139	3740M
VESSWDM3714T	84	3,090	WDS	188	3756M
VESSWDM3714T-5	84	3,090	WDS	191	3756M
VESWDM3546	85	1,095	WDP	39	3524M
VESWDM3546-5	86	1,095	WDP	39	3524M
VESWDM3546T	85	1,099	WDP	43	3524M
VESWDM3546T-5	86	1,099	WDP	39	3524M
VESWDM3554	85	1,192	WDP	47	3534M
VESWDM3554-5	86	1,192	WDP	57	3534M
VESWDM3554T	85	1,192	WDP	49	3534M
VESWDM3554T-5	86	1,192	WDP	47	3534M
VESWDM3558T	85	1,361	WDP	55	3536M
VESWDNM3558T-5	86	1,357	WDP	62	3538M
VEUHM3538	194	607	UH3	33	3514M
VEUHM3542	194	645	UH3	35	3516M
VEUHM3546	194	664	UH3	38	3520M
VEUHM3546-5	194	664	UH3	38	3520M
VEUHM3546T	194	676	UH3	38	3520M
VEUHM3546T-5	194	676	UH3	38	3520M
VEUHM3554	194	845	UH3	41	3526M
VEUHM3554T	194	706	UH3	43	3526M
VEUHM3554T-5	194	706	UH3	44	3526M
VEUHM3558	194	891	UH3	45	3528M
VEUHM3558T	194	784	UH3	48	3528M
VEUHM3558T-5	194	784	UH3	48	3528M
VEUHM3611T	194	891	UH3	73	3632M
VEUHM3615T	194	980	UH3	88	3642M
VEUHM3710T	194	1,445	UH3	151	3738M
VEWDM3538	92	868	WDW	32	3516M
VEWDM3542	92	955	WDW	32	3516M
VEWDM3546	92	1,034	WDW	40	3524M
VEWDM3546T	92	1,042	WDW	40	3524M
VEWDM3554	92	1,110	WDW	48	3534M
VEWDM3554T	92	1,119	WDW	48	3534M
VEWDM3558	92	1,181	WDW	46	3528M
VEWDM3558T	92	1,204	WDW	47	3528M
VEWDM3559	92	1,368	WDW	50	3532M
VEWDM3559T	92	1,381	WDW	50	3532M
VEWDM3561	92	1,319	WDW	78	3632M
VEWDM3561T	92	1,334	WDW	73	3632M
VEWDM3611T	92	1,513	WDW	73	3632M
VEWDM3615T	92	1,715	WDW	89	3642M
VEWDM3651T	92	1,524	WDW	91	3646M
VEWDM3710T	92	2,294	WDW	151	3738M
VEWDM3714T	92	2,465	WDW	165	3752M
VFDEM3546	175	742	FD3	37	3520M
VFDEM3554	175	760	FD3	41	3526M
VFDFL3516TM	177	1,298	FD1	52	3535LC
VFDFL3610TM	177	1,758	FD1	94	3640LC
VFDFL3612TM	177	2,147	FD1	100	3646LC
VFDL3501M	177	585	FD1	23	3414L
VFDL3504M	177	670	FD1	27	3421L
VFDL3507M	177	780	FD1	44	3432LC
VFDL3510M	177	882	FD1	40	3524L
VFDL3514M	177	999	FD1	48	3532LC
VFDL3516TM	177	1,298	FD1	53	3535LC
VFDL3610TM	177	1,758	FD1	98	3640LC
VFDL3612TM	177	2,147	FD1	101	3646LC
VFDM3538	175	515	FD3	24	3416M
VFDM3542	175	557	FD3	27	3420M
VFSFWDM3538-E	77	1,636	WDF	35	3516M
VFSFWDM3542-E	77	1,691	WDF	37	3522M
VFSFWDM3546-E	77	1,767	WDF	44	3522M
VFSFWDM3546T-E	77	1,782	WDF	37	3522M
VFSWDL3503	74	1,305	WDF	33	3516L
VFSWDL3504	74	1,404	WDF	41	3524L
VFSWDL3506	74	1,453	WDF	33	3516L
VFSWDL3507	74	1,543	WDF	47	3532L
VFSWDL3509	74	1,556	WDF	41	3524L
VFSWDL3510	74	1,665	WDF	63	3540L
VFSWDM3537-E	77	1,546	WDF	35	3516M
VFSWDM3538-5E	78	1,573	WDF	35	3516M
VFSWDM3538-E	77	1,573	WDF	35	3516M
VFSWDM3539-E	77	1,546	WDF	37	3522M
VFSWDM3541-E	77	1,602	WDF	38	3520M
VFSWDM3542-5E	78	1,628	WDF	37	3522M
VFSWDM3542-E	77	1,628	WDF	41	3522M
VFSWDM3543-E	77	1,959	WDF	45	3530M
VFSWDM3545-E	77	1,685	WDF	37	3520M
VFSWDM3546-5E	78	1,702	WDF	39	3524M
VFSWDM3546-E	77	1,702	WDF	37	3522M
VFSWDM3546T-5E	78	1,719	WDF	39	3524M
VFSWDM3546T-E	77	1,719	WDF	37	3522M
VFSWDM3550-E	77	1,786	WDF	53	3532M
VFSWDM3550T-E	77	1,802	WDF	50	3532M
VFSWDM3554-E	77	1,826	WDF	45	3528M
VFSWDM3554T-5E	78	1,877	WDF	48	3528M
VFSWDM3554T-E	77	1,877	WDF	45	3528M
VFSWDM3555T-E	77	2,137	WDF	50	3532M
VFSWDM3556-E	77	2,028	WDF	45	3534M

(1) Shipping weight (lbs.) is approximate.

Index

Catalog Number	Page Number	List Price	Disc. Sym.	Ship Wgt(1)	Type Code
VFSWDM3558-E	77	2,122	WDF	56	3528M
VFSWDM3558T-5E	78	2,164	WDF	56	3538M
VFSWDM3558T-E	77	2,164	WDF	63	3528M
VFSWDM3559-E	77	2,519	WDF	61	3546M
VFSWDM3559T-E	77	2,529	WDF	63	3546M
VFSWDM3611T-E	77	2,591	WDF	86	3636M
VFSWDM3613T-E	77	2,749	WDF	81	3634M
VFSWDM3615T-E	77	2,771	WDF	101	3646M
VFSWDM3651-E	77	2,577	WDF	83	3636M
VFSWDM3651T-E	77	2,582	WDF	83	3636M
VFSWDM3709T-E	77	3,438	WDF	131	3734M
VFSWDM3710T-E	77	3,511	WDF	136	3740M
VFSWDM3711T-E	77	3,916	WDF	149	3744M
VFSWDM3713T-E	77	5,939	WDF	187	3756M
VFSWDM3714T-5E	78	4,158	WDF	187	3756M
VFSWDM3714T-E	77	4,158	WDF	187	3756M
VFSWDNM3554-E	77	1,763	WDF	59	3540M
VFSWDNM3554T-E	77	1,814	WDF	59	3540M
VFSWDNM3555-E	77	2,029	WDF	63	3546M
VFSWDNM3555T-E	77	2,074	WDF	63	3546M
VFSWDNM3558-E	77	2,059	WDF	63	3546M
VFSWDNM3558T-E	77	2,100	WDF	63	3546M
VFSWDNM3610T-E	77	2,602	WDF	96	3646M
VFSWDNM3611T-E	77	2,510	WDF	101	3646M
VFWDM3538	92	678	WDW	29	3512M
VFWDM3542	92	733	WDW	31	3514M
VHECP2333T	143	4,465	PV3	316	0944M
VHECP2334T	143	4,664	PV3	337	0960M
VHECP2394T	143	4,642	PV3	296	0930M
VHECP3660T	143	2,394	PV3	120	0624M
VHECP3661T	143	2,144	PV3	129	0632M
VHECP3663T	143	2,907	PV3	99	0632M
VHECP3665T	143	2,692	PV3	141	0642M
VHECP3769T	143	3,489	PV3	173	0726M
VHECP3770T	143	3,243	PV3	170	0738M
VHECP3771T	143	3,628	PV3	203	0742M
VHECP3774T	143	3,498	PV3	231	0748M
VHECP4103T	143	5,724	PV3	445	1054M
VHECP4104T	143	6,446	PV3	437	1056M
VHECP4106T	143	5,128	PV3	325	0944M
VHECP4107T	143	5,968	PV3	337	0950M
VHECP4108T	143	6,865	PV3	361	0950M
VHECP4109T	143	9,113	PV3	600	1240M
VHECP4110T	143	8,238	PV3	650	1254M
VHECP4114T	143	9,442	PV3	668	1252M
VHECP4115T	143	9,278	PV3	700	1272M
VHECP4310T	143	12,828	PV3	959	A36056M
VHECP4313T	143	14,058	PV3	1,042	A36068M
VHECP4314T	143	11,811	PV3	969	A36062M
VHECP4316T	143	13,397	PV3	1,008	A36070M
VHEM2513T	145	3,172	PV3	345	0948M
VHEM2514T	145	3,207	PV3	239	0936M
VHEM2515T	145	3,402	PV3	357	0946M
VHEM2516T	145	3,689	PV3	283	0944M
VHEM2531T	145	4,143	PV3	422	1050M
VHEM2534T	145	4,381	PV3	396	1048M
VHEM2535T	145	4,439	PV3	465	1072M
VHEM2538T	145	5,362	PV3	420	1046M
VHEM2539T	145	5,846	PV3	528	1250M
VHEM2542T	145	6,106	PV3	500	1250M
VHEM2543T	145	6,313	PV3	700	1272M
VHEM2546T	145	7,373	PV3	641	1268M
VHEM3210T	145	1,069	PV3	61	0618M
VHEM3211T	145	1,200	PV3	100	0630M
VHEM3212T	145	1,136	PV3	95	0624M
VHEM3218T	145	1,282	PV3	119	0642M
VHEM3219T	145	1,601	PV3	122	0642M
VHEM3311T	145	1,815	PV3	178	0740M
VHEM3312T	145	1,874	PV3	164	0730M
VHEM3313T	145	2,106	PV3	231	0748M
VHEM3314T	145	2,479	PV3	203	0744M
VJPFPM2513T	123	2,230	PF3	231	3936M
VJPFPM2514T	123	2,389	PF3	145	3742M
VJPFPM2514T-2/4	123	2,389	PF3	145	3742M
VJPFPM2514T-5	124	2,389	PF3	145	3742M
VJPFPM2515T	123	2,497	PF3	212	3936M
VJPFPM2515T-5	124	2,497	PF3	208	3936M
VJPFPM2516T	123	2,745	PF3	213	3934M
VJPFPM2516T-2/4	123	2,745	PF3	240	3934M
VJPFPM2516T-5	124	2,745	PF3	219	3934M
VJPFPM2531T	123	3,062	PF3	300	3956M
VJPFPM2531T-5	124	3,062	PF3	322	3956M
VJPFPM2534T	123	3,250	PF3	278	3936M
VJPFPM2534T-2/4	123	3,250	PF3	379	3936M
VJPFPM2534T-5	124	3,250	PF3	266	3936M
VJPFPM2535T	123	3,758	PF3	375	4052M
VJPFPM2535T-5	124	3,758	PF3	396	4052M
VJPFPM2538T	123	3,885	PF3	328	3954M
VJPFPM2538T-2/4	123	3,885	PF3	311	3954M
VJPFPM2538T-5	124	3,885	PF3	303	3954M
VJPFPM2539T	123	4,519	PF3	380	4052M
VJPFPM2539T-5	124	4,519	PF3	530	4052M
VJPFPM2542T	123	4,841	PF3	523	4044M
VJPFPM2542T-2/4	123	4,841	PF3	456	4044M
VJPFPM2542T-5	124	4,841	PF3	396	4044M
VJPFPM2543T	123	5,030	PF3	378	4064M
VJPFPM2543T-5	124	5,030	PF3	396	4064M
VJPFPM2546T	123	5,730	PF3	385	4062M
VJPFPM2546T-2/4	123	5,730	PF3	510	4062M
VJPFPM2546T-5	124	5,730	PF3	380	4062M
VJPFPM2547T	123	6,232	PF3	480	4252M
VJPFPM2547T-5	124	6,232	PF3	475	4252M
VJPFPM2549T	123	7,728	PF3	481	4250M
VJPFPM2549T-2/4	123	7,728	PF3	472	4250M
VJPFPM2549T-5	124	7,728	PF3	648	4250M
VJPFPM2550T	123	8,245	PF3	553	4260M
VJPFPM2550T-2/4	123	8,245	PF3	523	4260M
VJPFPM2550T-5	124	8,245	PF3	523	4260M
VJPFPM2551T	123	7,275	PF3	565	4272M
VJPFPM2551T-5	124	7,275	PF3	565	4272M
VJPFPM3312T	123	1,397	PF3	121	3728M
VJPFPM3312T-2/4	123	1,397	PF3	106	3728M
VJPFPM3313T	123	1,559	PF3	130	3738M
VJPFPM3314T	123	1,795	PF3	131	3734M
VJPFPM3314T-2/4	123	1,795	PF3	131	3734M
VL1321T	21	796	GO1	48	3535L
VL1322T	21	811	GO1	49	3532LC
VL1406T	21	985	GO1	61	3532LC
VL1408T	21	997	GO1	78	3634LC
VL3501	18	400	GE1	22	3414L
VL3501-50	221	494	5E1	17	3418L
VL3503	18	405	GE1	23	3413L
VL3503-50	221	448	5E1	25	3420L
VL3504	18	468	GE1	27	3421L
VL3504-50	221	572	5E1	31	3428L
VL3505	18	866	GE1	43	3528L
VL3506	18	450	GE1	29	3424L
VL3506-50	221	516	5E1	35	3520L
VL3506A	18	497	GE1	28	3424L
VL3507	18	536	GE1	33	3428LC
VL3507-50	221	678	5E1	39	3524L
VL3508	18	996	GE1	44	3528LC
VL3509	18	518	GE1	36	3520L
VL3509-50	221	607	5E1	40	3524L
VL3509A	18	566	GE1	41	3524L
VL3510	18	614	GE1	40	3524L
VL3510-50	221	776	5E1	47	3532L
VL3510T	18	614	GE1	44	3524L
VL3513	18	673	GE1	40	3524L
VL3513-50	221	781	5E1	48	3532L
VL3513T	18	715	GE1	41	3524L
VL3514	18	696	GE1	48	3532LC
VL3514-50	221	877	5E1	51	3535LC
VL3514T	18	704	GE1	50	3532LC
VL3515	18	862	GE1	50	3535L
VL3515-50	221	991	5E1	52	3535LC
VL3515T	18	878	GE1	51	3535L
VL3605	192	1,553	DPL	64	3628L
VL3605T	18	1,244	GE1	66	3628L
VL3606T	18	1,388	GE1	73	3634L
VL3609T	18	1,469	GE1	79	3634LC
VLECP2333T	143	5,468	PV3	298	0944M

(1) Shipping weight (lbs.) is approximate.

Index

Catalog Number	Page Number	List Price	Disc. Sym.	Ship Wgt[1]	Type Code
VLECP2334T	144	5,667	PV3	340	0960M
VLECP2394T	143	5,645	PV3	298	0934M
VLECP3660T	143	3,053	PV3	99	0628M
VLECP3661T	143	3,121	PV3	105	0632M
VLECP3663T	143	3,361	PV3	105	0632M
VLECP3665T	143	3,146	PV3	119	0642M
VLECP3769T	143	3,993	PV3	169	0732M
VLECP3770T	143	3,647	PV3	170	0738M
VLECP3771T	143	4,132	PV3	182	0742M
VLECP3774T	143	4,002	PV3	231	0748M
VLECP4103T	144	7,205	PV3	987	1054M
VLECP4104T	144	7,927	PV3	437	1056M
VLECP4106T	144	6,131	PV3	335	0944M
VLECP4107T	144	7,449	PV3	400	1048M
VLECP4108T	144	8,346	PV3	400	1048M
VLECP4109T	144	11,052	PV3	600	1240M
VLECP4110T	144	10,177	PV3	605	1254M
VLECP82333T-4	142	5,723	PV3	278	0944M
VLECP82334T-4	142	5,968	PV3	420	1046M
VLECP82394T-4	142	5,972	PV3	240	0934M
VLECP83660T-4	142	3,126	PV3	95	0624M
VLECP83661T-4	142	3,202	PV3	108	0636M
VLECP83663T-4	142	3,576	PV3	123	0642M
VLECP83665T-4	142	3,341	PV3	115	0642M
VLECP83769T-4	142	4,350	PV3	171	0732M
VLECP83770T-4	142	3,972	PV3	178	0740M
VLECP83771T-4	142	4,336	PV3	189	0742M
VLECP83774T-4	142	4,502	PV3	231	0748M
VLECP84103T-4	142	8,562	PV3	437	1056M
VLECP84104T-4	142	9,313	PV3	460	1060M
VLECP84106T-4	142	6,450	PV3	315	0954M
VLECP84107T-4	142	8,909	PV3	396	1048M
VLECP84108T-4	142	9,814	PV3	400	1048M
VLECP84109T-4	142	13,962	PV3	607	1256M
VLECP84110T-4	142	13,093	PV3	741	1260M
VM3153T	42	606	GO3	32	3428M
VM3531	33	503	GE3	20	3411M
VM3534	33	356	GE3	21	3413M
VM3534-5	34	356	GE3	21	3413M
VM3534-57	221	408	5E3	21	3413M
VM3535	33	565	GE3	22	3414M
VM3537	33	386	GE3	20	3410M
VM3537-5	34	386	GE3	19	3410M
VM3537-57	221	443	5E3	22	3413M
VM3538	33	408	GE3	23	3416M
VM3538-5	34	408	GE3	22	3416M
VM3538-57	221	477	5E3	25	3420M
VM3539	33	606	GE3	24	3418M
VM3541	33	422	GE3	21	3413M
VM3541-5	34	422	GE3	21	3413M
VM3541-57	221	462	5E3	26	3420M
VM3542	33	434	GE3	26	3420M
VM3542-5	34	434	GE3	26	3420M
VM3542-57	221	512	5E3	32	3428M
VM3543	33	620	GE3	32	3428M
VM3543T	33	620	GE3	33	3428M
VNDM3538	60	646	SDD	33	3512M
VNDM3542	60	672	SDD	30	3514M
VNEDM3546	60	1,004	SDD	39	3524M
VNEDM3546T	60	1,014	SDD	39	3524M
VNEDM3554	60	1,086	SDD	50	3534M
VNEDM3554T	60	1,096	SDD	50	3534M
VNM3537	33	543	GE3	32	3516M
VNM3538	33	444	GE3	22	3416M
VNM3541	33	580	GE3	36	3520M
VNM3542	33	450	GE3	31	3428M
VP3311D	249	716	PMS	22	3320P
VP3316D	249	755	PMS	26	3327P
VP3326D	249	845	PMS	30	3336P
VP3411-14	249	805	PMS	29	3410P
VP3416-14	249	857	PMS	31	3413P
VP3426-14	249	876	PMS	36	3420P
VP3428-14	249	876	PMS	32	3416P
VP3428D	249	876	PMS	32	3416P
VP3436-14	249	1,026	PMS	38	3428P
VP3436D	249	1,026	PMS	40	3428P

Catalog Number	Page Number	List Price	Disc. Sym.	Ship Wgt[1]	Type Code
VP3439-14	249	908	PMS	35	3420P
VP3439D	249	908	PMS	37	3420P
VP3455-14	249	1,248	PMS	43	3435P
VP3455D	249	1,248	PMS	46	3435P
VP3458-14	249	1,026	PMS	39	3428P
VP3458D	249	1,026	PMS	40	3428P
VP3468-14	249	1,114	PMS	43	3432P
VP3468D	249	1,144	PMS	46	3432P
VP3575-14	249	2,312	PMS	84	3536P
VP3575D	249	2,312	PMS	67	3536P
VP3585-14	249	2,758	PMS	78	3548P
VP3585D	249	2,758	PMS	75	3548P
VP3588-14	249	2,312	PMS	70	3536P
VP3588D	249	2,312	PMS	67	3536P
VP3603D	249	3,393	PMS	122	3649P
VP3605D	249	5,592	PMS	161	3681P
VP7424-14	249	500	PMS	10	-
VP7424D	249	500	PMS	10	-
VPECP4114T	144	11,448	PV3	587	1252M
VPECP4115T	144	11,284	PV3	725	1272M
VPECP4310T	144	15,515	PV3	999	A36056M
VPECP4313T	144	16,745	PV3	1,005	A36068M
VPECP4314T	144	14,498	PV3	910	A3658M
VPECP4316T	144	16,084	PV3	965	A36070M
VPECP84114T-4	142	12,132	PV3	635	1266M
VPECP84115T-4	142	11,936	PV3	700	1272M
VPECP84310T-4	142	18,758	PV3	999	A36056M
VPECP84313T-4	142	19,464	PV3	1,005	A36068M
VPECP84314T-4	142	18,262	PV3	910	A36062M
VPECP84316T-4	142	18,534	PV3	965	A36070M
VRBM3538	195	1,550	UH3	35	3420M
VRBM3542	195	1,815	UH3	47	3428M
VRBM3546	195	2,091	UH3	47	3436M
VRBM3546T	195	2,236	UH3	46	3436M
VRBM3554T	195	2,275	UH3	63	7530M
VRBM3558T	195	2,338	UH3	69	7536M
VRBM3561T	195	2,407	UH3	76	7542M
VSSFWDM3538	84	1,383	WDS	40	3512M
VSSFWDM3542	84	1,428	WDS	44	3518M
VSSWDM3457	84	1,023	WDS	33	3512M
VSSWDM3534	84	1,078	WDS	35	3512M
VSSWDM3537	84	1,215	WDS	37	3512M
VSSWDM3538	84	1,308	WDS	40	3516M
VSSWDM3541	84	1,262	WDS	41	3518M
VSSWDM3542	84	1,356	WDS	42	3518M
VSWDM3538	85	707	WDP	28	3512M
VSWDM3538-5	86	707	WDP	33	3512M
VSWDM3542	85	818	WDP	31	3514M
VSWDM3542-5	86	818	WDP	37	3514M
VUHL3518	194	464	UH1	35	3520L
VUHL3519	194	571	UH1	40	3524L
VUHM3538	194	414	UH3	30	3512M
VUHM3538-5	194	414	UH3	33	3514M
VUHM3542	194	439	UH3	35	3514M
VUHM3542-5	194	439	UH3	34	3516M
VWDL3504	88	624	WDW	35	3520L
VWDL3507	88	733	WDW	36	3520L
VWDL3510	88	839	WDW	42	3524L
VWDL3514	88	1,007	WDW	48	3532LC
VWDM3534	92	519	WDW	33	3512M
VWDM3538	92	649	WDW	29	3512M
VWDM3538-5	93	649	WDW	28	3512M
VWDM3542	92	705	WDW	33	3516M
VWDM3542-5	93	705	WDW	32	3516M
VXL050242A	104	732	XP1	29	-
VXL050322A	104	557	XP1	34	-
VXL050342A	104	748	XP1	34	-
VXL050362A	104	1,002	XP1	42	-
VXL050522A	104	721	XP1	28	-
VXL050542A	104	826	XP1	37	-
VXL050562A	104	1,149	XP1	51	-
VXL050722A	104	771	XP1	40	-
VXL050742A	104	920	XP1	48	-
VXL05122A	104	826	XP1	48	-
VXL05142A	104	1,045	XP1	52	-

[1] Shipping weight (lbs.) is approximate.

Index

Catalog Number	Page Number	List Price	Disc. Sym.	Ship Wgt(1)	Type Code
VXL051522	104	1,189	XP1	48	-
VXL051542A	104	1,379	XP1	75	-
VXL18242	104	2,194	XP1	90	-
VXM050242A	107	631	XPM	25	-
VXM050342A	107	747	XPM	27	-
VXM050522A	107	848	XPM	26	-
VXM050542-5	108	775	XPM	37	-
VXM050542A	107	775	XPM	29	-
VXM050562A	107	1,103	XPM	39	-
VXM050722A	108	881	XPM	28	-
VXM050742-5	108	884	XPM	38	-
VXM050742A	108	884	XPM	33	-
VXM050762A	108	1,168	XPM	47	-
VXM05122	108	1,393	XPM	32	-
VXM05142	108	1,495	XPM	51	-
VXM05142-5	108	1,495	XPM	42	-
VXM051542	108	1,517	XPM	50	-
VXM05162	108	1,860	XPM	49	-
VXM05242	108	1,555	XPM	59	-
VXM14142T	108	1,503	XPM	51	-
VXM14142T-5	108	1,503	XPM	44	-
VXM141522T	108	1,478	XPM	47	-
VXM141542T	108	1,525	XPM	50	-
VXM141542T-5	108	1,525	XPM	50	-
VXM141562T	108	2,482	XPM	102	-
VXM14222T	108	1,716	XPM	55	-
VXM14242T	108	1,563	XPM	59	-
VXM14242T-5	108	1,563	XPM	54	-
VXM14322T	108	2,059	XPM	59	-
VXM18322T	108	2,310	XPM	80	-
VXM18342T	108	1,912	XPM	108	-
VXM18342T-5	108	1,912	XPM	95	-
VXM18522T	108	2,654	XPM	93	-
VXM18542T	108	2,211	XPM	118	-
VXM18542T-5	108	2,211	XPM	110	-
VXM18722T	108	3,013	XPM	115	-
VXM21142T	108	3,649	XPM	249	-
VXM21722T	108	3,039	XPM	149	-
VXM21742T	108	2,745	XPM	161	-
VXM21742T-5	108	2,745	XPM	161	-
W64	297	53	SVC	1	-
W70	297	62	SVC	1	-
W82	297	70	SVC	1	-
WCL1406T	131	1,069	PC1	81	3628L
WCL1408T	131	1,226	PC1	91	3634LC
WCL1409T	131	1,513	PC1	91	3634L
WCL1508T	131	1,742	PC1	116	3727L
WCL1509T	131	2,164	PC1	117	3729L
WCL1511T	131	2,669	PC1	143	3740L
WD5600A01SP	101	35	SVC	1	-
WD5603A01SP	101	15	SVC	1	-
WD5603A05SP	101	60	SVC	3	-
WDL3504	88	622	WDW	37	3520L
WDL3507	88	728	WDW	37	3520L
WDL3510	88	842	WDW	41	3524L
WDL3514T	88	1,037	WDW	50	3532LC
WDM3538	89	621	WDW	27	3512M
WDM3542	89	664	WDW	30	3514M
WDM3558TP	94	1,185	WDW	39	3528M
WDM3561TP	94	1,455	WDW	59	3540M
WDNMM3546-4	95	925	WDW	39	3436M
XEFRPM21104	52	3,102	RP5	188	-
XEFRPM25154	52	3,954	RP5	210	-
XEFRPM25204	52	4,242	RP5	230	-
XEFRPM28254	52	5,550	RP5	290	-
XEFRPM28304	52	6,588	RP5	352	-
XEFRPM32404	52	8,616	RP5	480	-
XEFRPM32504	52	10,116	RP5	575	-
XEFRPM36604	52	13,560	RP5	760	-
XEFRPM36754	52	15,840	RP5	860	-
XEFRPM401004	52	20,796	RP5	990	-
XL040242A	103	553	XP1	26	-
XL040322A	103	490	XP1	32	-
XL040342A	103	713	XP1	29	-
XL040542A	103	784	XP1	35	-
XL050242A	103	528	XP1	29	-
XL050245A	103	657	XP1	35	-
XL050342A	103	679	XP1	29	-
XL050362A	103	961	XP1	41	-
XL050522A	103	644	XP1	29	-
XL050542A	103	748	XP1	35	-
XL050545A	103	877	XP1	40	-
XL050562A	103	1,107	XP1	50	-
XL050722A	103	726	XP1	40	-
XL050742A	103	879	XP1	47	-
XL050745A	103	1,008	XP1	53	-
XL050762	103	1,280	XP1	57	-
XL05122A	103	784	XP1	48	-
XL05142A	103	1,001	XP1	48	-
XL14142T	103	980	XP1	46	-
XL141522T	103	1,136	XP1	54	-
XL14222T	103	1,404	XP1	57	-
XL181542	103	2,036	XP1	77	-
XL18162	103	2,193	XP1	83	-
XL18242T	103	2,063	XP1	84	-
XL18322T	103	2,144	XP1	84	-
XL21342	103	3,257	XP1	152	-
XL21542	103	4,143	XP1	166	-
XM040242A	105	575	XPM	25	-
XM040542A	105	719	XPM	30	-
XM050342A	105	691	XPM	27	-
XM050362A	105	992	XPM	34	-
XM050522A	105	792	XPM	27	-
XM050542-5	106	719	XPM	34	-
XM050542A	105	719	XPM	29	-
XM050562A	105	1,047	XPM	39	-
XM050722A	105	825	XPM	29	-
XM050742-5	106	828	XPM	37	-
XM050742A	105	828	XPM	33	-
XM050762A	105	1,112	XPM	43	-
XM05122	105	1,337	XPM	32	-
XM05122-5	106	1,337	XPM	33	-
XM05142	105	1,439	XPM	50	X3520M
XM05142-5	106	1,439	XPM	50	X3520M
XM051542	105	1,461	XPM	46	X3526M
XM05162	105	1,804	XPM	49	X3526M
XM05242	105	1,499	XPM	53	X3532M
XM140762TA	105	1,112	XPM	47	-
XM14142T	105	1,439	XPM	50	X3520M
XM14142T-5	106	1,439	XPM	50	X3520M
XM141522T	105	1,414	XPM	47	X3520M
XM141522T-5	106	1,414	XPM	45	-
XM141542T	105	1,461	XPM	46	X3526M
XM141542T-5	106	1,461	XPM	46	X3526M
XM14162T	105	1,804	XPM	46	X3526M
XM14222T	105	1,652	XPM	46	X3526M
XM14222T-5	106	1,652	XPM	55	X3526M
XM14242T	105	1,499	XPM	59	X3532M
XM14242T-5	106	1,499	XPM	48	X3528M
XM14322T	105	1,995	XPM	59	X3532M
XM18142	105	1,519	XPM	51	-
XM181562T	105	2,167	XPM	102	X3632M
XM18262T	105	2,350	XPM	100	X3644M
XM18322T	105	1,995	XPM	80	X3622M
XM18342T	105	1,597	XPM	102	X3632M
XM18342T-5	106	1,597	XPM	102	X3632M
XM18522T	105	2,339	XPM	91	X3634M
XM18522T-5	106	2,339	XPM	85	-
XM18542T	105	1,896	XPM	118	X3642M
XM18542T-5	106	1,896	XPM	97	X3642M
XM18722T	105	2,698	XPM	101	X3646M
XM21122T	105	2,831	XPM	122	3730M
XM21142T	105	3,308	XPM	189	3752M
XM21362T	105	2,656	XPM	139	3738M
XM21562T	105	2,948	XPM	184	3752M
XM21722T	105	2,698	XPM	125	3728M
XM21742T	105	2,404	XPM	161	3744M
XM21742T-5	106	2,404	XPM	161	3736M
XM251522T	106	3,201	XPM	349	X0934M
XM251542T	106	3,751	XPM	373	X0944M

(1) Shipping weight (lbs.) is approximate.

Index

Catalog Number	Page Number	List Price	Disc. Sym.	Ship Wgt(1)	Type Code
XM25162T	105	4,083	XPM	400	X0956M
XM25222T	106	4,105	XPM	390	X0950M
XM25242T	106	4,860	XPM	335	X0960M
XM25762T	105	3,396	XPM	374	X0954M
XM281562T	106	6,581	XPM	478	-
XM282522T	106	5,463	XPM	507	-
XM282542T	106	5,896	XPM	537	-
XM28262T	106	6,757	XPM	539	-
XM28322T	106	6,421	XPM	528	-
XM28342T	106	7,188	XPM	554	-
XM322562T	106	8,449	XPM	737	-
XM32362T	106	9,321	XPM	766	-
XM32422T	106	8,565	XPM	630	-
XM32442T	106	9,633	XPM	713	-
XM32522T	106	10,967	XPM	745	-
XM32542T	106	11,182	XPM	764	-
XM36462T	106	10,803	XPM	908	A36062M
XM36562T	106	12,193	XPM	908	A36062M
XM36642T	106	12,508	XPM	961	A3658M
YPC144A	173	297	HV1	18	3408C
YPC164A	173	337	HV1	22	3411C
YPC244A	173	321	HV1	21	3411C
YPC245A	173	326	HV1	21	3411C
YPC264A	173	369	HV1	22	3414C
YPC344A	173	369	HV1	22	3414C
YPC345A	173	374	HV1	24	3414C
YPC364A	173	422	HV1	27	3420C
ZDBRPM18154C	230	6,744	RP2	216	-
ZDBRPM18204C	230	7,220	RP2	280	-
ZDBRPM21304C	230	8,062	RP2	370	-
ZDBRPM21404	230	8,489	RP2	405	-
ZDBRPM25504	230	9,250	RP2	590	-
ZDBRPM25604	230	12,754	RP2	602	-
ZDBRPM25754	230	14,865	RP2	665	-
ZDBRPM281004R1	230	16,574	RP2	890	-
ZDBRPM281254	230	17,431	RP2	970	-
ZDFRPM18104C	230	6,959	RP3	199	-
ZDFRPM21204C	230	8,508	RP3	328	-
ZDFRPM21254C	230	8,600	RP3	395	-
ZDFRPM25304C	230	8,936	RP3	536	-
ZDFRPM25404	230	9,318	RP3	655	-
ZDM2276T	238	7,188	VS2	333	0954M
ZDM2332T	238	8,425	VS2	356	0960M
ZDM2333T	239	5,440	VS2	317	0944M
ZDM2333T-5	239	5,440	VS2	289	0944M
ZDM2334T	239	5,703	VS2	342	0960M
ZDM2334T-5	239	5,703	VS2	340	0960M
ZDM3581T	238	3,390	VS2	66	0524M
ZDM3581T-5	238	3,390	VS2	65	0518M
ZDM3582T	238	3,702	VS2	62	0526M
ZDM3584T	238	3,494	VS2	70	0530M
ZDM3584T-5	238	3,494	VS2	62	0528M
ZDM3587T	238	3,623	VS2	75	0534M
ZDM3587T-5	238	3,623	VS2	74	0534M
ZDM3661T	238	4,187	VS2	112	0632M
ZDM3661T-5	238	4,187	VS2	110	0628M
ZDM3664T	238	4,030	VS2	113	0642M
ZDM3665T	238	4,335	VS2	125	0640M
ZDM3665T-5	238	4,335	VS2	125	0640M
ZDM3667T	238	3,964	VS2	99	0630M
ZDM3764T	238	4,775	VS2	187	0738M
ZDM3768T	238	5,488	VS2	226	0748M
ZDM3770T	238	4,897	VS2	260	0738M
ZDM3770T-5	238	4,897	VS2	170	0738M
ZDM3774T	238	5,131	VS2	231	0748M
ZDM3774T-5	238	5,131	VS2	231	0748M
ZDM4100T	239	9,691	VS2	547	1046M
ZDM4102T	239	10,713	VS2	741	1054M
ZDM4103T	239	6,655	VS2	445	1054M
ZDM4104T	239	7,402	VS2	445	1056M
ZDM4110T	239	9,441	VS2	610	1254M
ZDM4111T	239	11,985	VS2	615	1260M
ZDM4115T	239	10,402	VS2	700	1272M
ZDM4117T	239	13,156	VS2	624	1264M
ZDNM2237T	238	4,766	VS4	270	0932M
ZDNM2238T	238	5,515	VS4	284	0948M
ZDNM2333T	239	6,251	VS4	286	0948M
ZDNM2334T	239	6,313	VS4	405	1056M
ZDNM3581T	238	2,958	VS4	59	0524M
ZDNM3584T	238	3,096	VS4	63	0530M
ZDNM3661T	238	3,649	VS4	101	0632M
ZDNM3669T	238	3,414	VS4	95	0624M
ZDNM3767T	238	4,145	VS4	173	0734M
ZDNRPM18054C	230	5,863	RP4	180	-
ZDNRPM18074C	230	6,428	RP4	250	-
ZDNRPM21104C	230	7,228	RP4	306	-
ZDPM18010C-BV	230	7,233	RP2	170	-
ZDPM18015C-BV	230	7,315	RP2	220	-
ZDPM18020C-BV	230	8,892	RP2	235	-
ZDPM18025C-BV	230	8,913	RP2	350	-
ZDPM18030C-BV	230	8,913	RP2	275	-
ZDPM21040-BV	230	9,339	RP2	290	-
ZDPM21050-BV	230	9,674	RP2	415	-
ZDPM21060-BV	230	10,597	RP2	435	-
ZDPM25075-BV	230	17,411	RP2	540	-
ZDPM25100-BV	230	18,448	RP2	695	-
ZDPM28125-BV	230	19,486	RP2	190	-
ZDPM28150-BV	230	20,523	RP2	930	-
ZDVSCP2333T	240	6,614	VS3	374	0944M
ZDVSCP2334T	240	7,024	VS3	388	0960M
ZDVSCP3661T	240	4,019	VS3	134	0632M
ZDVSCP3665T	240	4,361	VS3	128	0642M
ZDVSCP3770T	240	5,052	VS3	201	0738M
ZDVSCP3774T	240	5,529	VS3	218	0748M
ZDVSCP4103T	240	8,402	VS3	481	1054M
ZDVSCP4104T	240	9,023	VS3	437	1056M
ZDVSCP4110T	240	10,348	VS3	578	1254M
ZDVSCP4115T	240	12,228	VS3	757	1272M
ZDVSM2333T	239	5,789	VS3	295	0944M
ZDVSM2334T	239	6,117	VS3	317	0960M
ZDVSM3661T	238	3,613	VS3	118	0632M
ZDVSM3665T	238	3,886	VS3	129	0642M
ZDVSM3770T	238	4,459	VS3	184	0738M
ZDVSM3774T	238	5,241	VS3	209	0748M
ZDVSM4103T	239	7,257	VS3	500	1054M
ZDVSM4104T	239	7,754	VS3	437	1056M
ZDVSM4110T	239	8,656	VS3	578	1254M
ZDVSM4115T	239	10,159	VS3	721	1272M
ZDVSM4314T	239	12,134	VS3	907	A36062M
ZDVSM4316T	239	14,721	VS3	944	A36068M
ZDVSM4400T-4	239	18,473	VS3	1,230	A40064M
ZDVSM4406T-4	239	26,456	VS3	1,806	A44078M
ZDVSM4407T-4	239	30,999	VS3	2,203	A44106M
ZDVSM4408T-4	239	43,032	VS3	2,550	A44128M
ZDVSM4410T-4	239	22,474	VS3	1,667	A44062M
ZDVSM44304T-4	239	43,032	VS3	2,817	A44160M
ZDVSNCP3581T	240	3,106	VS4	65	0524M
ZDVSNCP3584T	240	3,245	VS4	72	0534M
ZDVSNCP3587T	240	3,563	VS4	73	0534M
ZDVSNM2237T	238	4,531	VS4	211	0748M
ZDVSNM2238T	238	5,515	VS4	325	0948M
ZDVSNM2333T	239	6,251	VS4	348	0948M
ZDVSNM3538	238	2,200	VS4	37	3516M
ZDVSNM3542	238	2,267	VS4	38	3518M
ZDVSNM3581T	238	2,958	VS4	59	0524M
ZDVSNM3584T	238	3,096	VS4	70	0534M
ZDVSNM3587T	238	3,414	VS4	66	0534M
ZDVSNM3661T	238	3,663	VS4	111	0636M
ZDVSNM3665T	238	3,943	VS4	124	0642M
ZDWNM22937T	98	5,667	WDW	250	3948M
ZDWNM22938T	98	5,767	WDW	286	3956M
ZDWNM3546T	98	3,107	WDW	44	3524M
ZDWNM3554T	98	3,264	WDW	56	3534M
ZDWNM3609T	98	3,576	WDW	71	3628M
ZDWNM3611T	98	3,609	WDW	90	3640M
ZDWNM3707T	98	3,878	WDW	126	3734M

(1) Shipping weight (lbs.) is approximate.

IEC quick reference chart

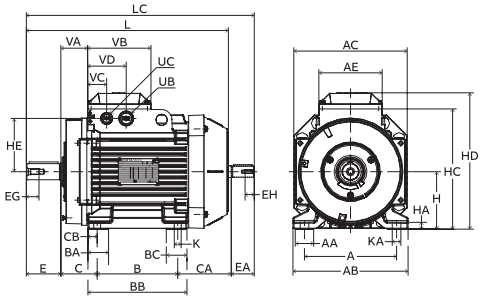

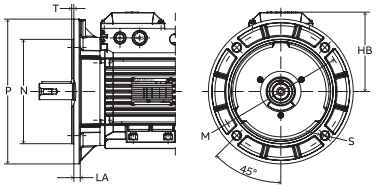

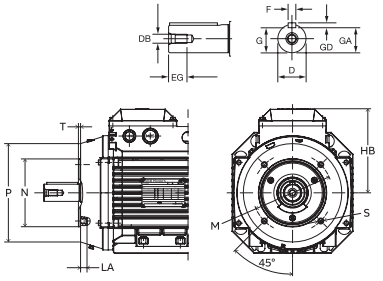

Contact your local sales office for "L" dimensions.

IEC	Foot Mounted						Shaft		B5 Flange						B14 Face				
Frame	A	B	B[1]	H	D	E	DB	EG	LA	M	N	P	S	T	M	N	P	S	T
63	100mm 3.94"	80mm 3.15"	-	63mm 2.48"	11mm 0.43"	23mm 0.91"	M4	10mm 0.39"	10mm 0.39"	115mm 4.53"	95mm 3.74"	120mm 4.72"	7mm 0.28"	3mm 0.12"	75mm 2.95"	60mm 2.36"	90mm 3.54"	M5	2.5mm 0.10"
71	112mm 4.41"	90mm 3.54"	-	71mm 2.80"	14mm 0.55"	30mm 1.18"	M5	12.5mm 0.49"	9mm 0.35"	130mm 5.12"	110mm 4.33"	160mm 6.30"	10mm 0.39"	3.5mm 0.14"	85mm 3.35"	70mm 2.76"	105mm 4.13"	M6	2.5mm 0.10"
80	125mm 4.92"	100mm 3.94"	-	80mm 3.15"	19mm 0.75"	40mm 1.57"	M6	16mm 0.63"	10mm 0.39"	165mm 6.50"	130mm 5.12"	200mm 7.87"	12mm 0.47"	3.5mm 0.14"	100mm 3.94"	80mm 3.15"	120mm 4.72"	M6	3mm 0.12"
90S	140mm 5.51"	100mm 3.94"	-	90mm 3.54"	24mm 0.94"	50mm 1.97"	M8	19mm 0.75"	10mm 0.39"	165mm 6.50"	130mm 5.12"	200mm 7.87"	12mm 0.47"	3.5mm 0.14"	115mm 4.53"	95mm 3.74"	140mm 5.51"	M8	3mm 0.12"
90L	140mm 5.51"	125mm 4.92"	-	90mm 3.54"	24mm 0.94"	50mm 1.97"	M8	19mm 0.75"	10mm 0.39"	165mm 6.50"	130mm 5.12"	200mm 7.87"	12mm 0.47"	3.5mm 0.14"	115mm 4.53"	95mm 3.74"	140mm 5.51"	M8	3mm 0.12"
100	160mm 6.30"	140mm 5.51"	-	100mm 3.94"	28mm 1.10"	60mm 2.36"	M10	22mm 0.87"	11mm 0.43"	215mm 8.46"	180mm 7.09"	250mm 9.84"	15mm 0.59"	4mm 0.16"	130mm 5.12"	110mm 4.33"	160mm 6.30"	M8	3.5mm 0.14"
112	190mm 7.48"	140mm 5.51"	-	112mm 4.41"	28mm 1.10"	60mm 2.36"	M10	22mm 0.87"	11mm 0.43"	215mm 8.46"	180mm 7.09"	250mm 9.84"	15mm 0.59"	4mm 0.16"	130mm 5.12"	110mm 4.33"	160mm 6.30"	M8	3.5mm 0.14"
132	216mm 8.50"	140mm 5.51"	178mm 7.01"	132mm 5.20"	38mm 1.50"	80mm 3.15"	M12	28mm 1.10"	12.5mm 0.49"	265mm 10.43"	230mm 9.06"	300mm 11.81"	15mm 0.59"	4mm 0.16"	165mm 6.50"	130mm 5.12"	200mm 7.87"	M10	3.5mm 0.14"
160	254mm 10.00"	210mm 8.27"	254mm 10.00"	160mm 6.30"	42mm 1.65"	110mm 4.33"	M16	36mm 1.42"	20mm 0.79"	300mm 11.81"	250mm 9.84"	350mm 13.78"	19mm 0.75"	5mm 0.20"	215mm 8.46"	180mm 7.09"	250mm 9.84"	M12	4mm 0.16"
180	279mm 10.98"	241mm 9.49"	279mm 10.98"	180mm 7.09"	48mm 1.89"	110mm 4.33"	M16	36mm 1.42"	20mm 0.79"	300mm 11.81"	250mm 9.84"	350mm 13.78"	19mm 0.75"	5mm 0.20"	–	–	–	–	–
200	318mm 12.52"	267mm 10.51"	305mm 12.01"	200mm 7.87"	55mm 2.17"	110mm 4.33"	M20	42mm 1.65"	20mm 0.79"	350mm 13.78"	300mm 11.81"	400mm 15.75"	19mm 0.75"	5mm 0.20"	–	–	–	–	–
225 S	356mm 14.02"	286mm 11.26"	311mm 12.24"	225mm 8.86"	55mm 2.17"	110mm 4.33"	M20	42mm 1.65"	20mm 0.79"	400mm 15.75"	350mm 13.78"	450mm 17.72"	19mm 0.75"	5mm 0.20"	–	–	–	–	–
225 M	356mm 14.02"	286mm 11.26"	311mm 12.24"	225mm 8.86"	60mm 2.36"	140mm 5.51"	M20	42mm 1.65"	20mm 0.79"	400mm 15.75"	350mm 13.78"	450mm 17.72"	19mm 0.75"	5mm 0.20"	–	–	–	–	–
250 S	406mm 15.98"	311mm 12.24"	349mm 13.74"	250mm 9.84"	60mm 2.36"	140mm 5.51"	M20	42mm 1.65"	24mm 0.94"	500mm 19.69"	450mm 17.72"	550mm 21.65"	19mm 0.75"	5mm 0.20"	–	–	–	–	–
250 M	406mm 15.98"	311mm 12.24"	349mm 13.74"	250mm 9.84"	65mm 2.56"	140mm 5.51"	M20	42mm 1.65"	24mm 0.94"	500mm 19.69"	450mm 17.72"	550mm 21.65"	19mm 0.75"	5mm 0.20"	–	–	–	–	–
280 S	457mm 17.99"	368mm 14.49"	419mm 16.50"	280mm 11.02"	65mm 2.56"	140mm 5.51"	M20	42mm 1.65"	23mm 0.91"	500mm 19.69"	450mm 17.72"	550mm 21.65"	18mm 0.71"	5mm 0.20"	–	–	–	–	–
280 M	457mm 17.99"	368mm 14.49"	419mm 16.50"	280mm 11.02"	75mm 2.95"	140mm 5.51"	M20	42mm 1.65"	23mm 0.91"	500mm 19.69"	450mm 17.72"	550mm 21.65"	18mm 0.71"	5mm 0.20"	–	–	–	–	–
315 S, 2p	508mm 20"	406mm 16"	457mm 18"	315mm 12.4"	65mm 2.56"	140mm 5.51"	M20	40mm 1.57"	25mm 0.98"	600mm 23.62"	550mm 21.65"	660mm 25.98"	23mm 0.91"	6mm 0.24"	–	–	–	–	–
315 S, 4p-8p	508mm 20"	406mm 16"	457mm 18"	315mm 12.4"	80mm 3.15"	170mm 6.69"	M20	40mm 1.57"	25mm 0.98"	600mm 23.62"	550mm 21.65"	660mm 25.98"	23mm 0.91"	6mm 0.24"	–	–	–	–	–
315 M, 2p	508mm 20"	457mm 18"	508mm 20"	315mm 12.4"	65mm 2.56"	140mm 5.51"	M20	40mm 1.57"	25mm 0.98"	600mm 23.62"	550mm 21.65"	660mm 25.98"	23mm 0.91"	6mm 0.24"	–	–	–	–	–
315 M, 4-8p	508mm 20"	457mm 18"	508mm 20"	315mm 12.4"	90mm 3.54"	170mm 6.69"	M24	48mm 1.89"	25mm 0.98"	600mm 23.62"	550mm 21.65"	660mm 25.98"	23mm 0.91"	6mm 0.24"	–	–	–	–	–
355 S, 2p	610mm 24.02"	500mm 19.69"	560mm 22.05"	355mm 13.98"	70mm 2.76"	140mm 5.51"	M20	42mm 1.65"	35mm 1.38"	740mm 29.13"	680mm 26.77"	800mm 31.50"	23mm 0.91"	6mm 0.24"	–	–	–	–	–
355 S, 4-8p	610mm 24.02"	500mm 19.69"	560mm 22.05"	355mm 13.98"	100mm 3.94"	210mm 8.27"	M24	51mm 2.01"	35mm 1.38"	740mm 29.13"	680mm 26.77"	800mm 31.50"	23mm 0.91"	6mm 0.24"	–	–	–	–	–
355 M, 2p	610mm 24.02"	560mm 22.05"	630mm 24.80"	355mm 13.98"	70mm 2.76"	140mm 5.51"	M20	42mm 1.65"	35mm 1.38"	740mm 29.13"	680mm 26.77"	800mm 31.50"	23mm 0.91"	6mm 0.24"	–	–	–	–	–
355 M, 4-8p	610mm 24.02"	560mm 22.05"	630mm 24.80"	355mm 13.98"	100mm 3.94"	210mm 8.27"	M24	51mm 2.01"	35mm 1.38"	740mm 29.13"	680mm 26.77"	800mm 31.50"	23mm 0.91"	6mm 0.24"	–	–	–	–	–
355 L, 2p	610mm 24.02"	630mm 24.80"	710mm 27.95"	355mm 13.98"	70mm 2.76"	140mm 5.51"	M20	42mm 1.65"	35mm 1.38"	740mm 29.13"	680mm 26.77"	800mm 31.50"	23mm 0.91"	6mm 0.24"	–	–	–	–	–
355 L, 4-8p	610mm 24.02"	630mm 24.80"	710mm 27.95"	355mm 13.98"	100mm 3.94"	210mm 8.27"	M24	51mm 2.01"	35mm 1.38"	740mm 29.13"	680mm 26.77"	800mm 31.50"	23mm 0.91"	6mm 0.24"	–	–	–	–	–

Legend: 1 mm = .03937", 1" = 25.40 mm

Horizontal Shaft Arrangements

B3 Foot Mounted.

B5 "D" type flange at drive end, no feet.

B6 Foot wall mount with feet on left hand side when viewed from drive end.

B7 Foot wall mount with feet on right hand side when viewed from drive end.

B8 Ceiling mounted with feet above motor.

B14 "C" type face at drive end, no feet.

Vertical Shaft Arrangements

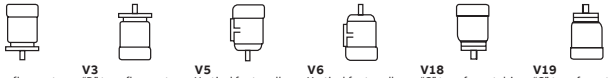

V1 "D" type flange at drive end, shaft down, no feet.

V3 "D" type flange at drive end, shaft up, no feet.

V5 Vertical foot, wall mounted, shaft down

V6 Vertical foot, wall mounted, shaft up.

V18 "C" type face at drive end, shaft down, no feet.

V19 "C" type face at drive end, shaft up, no feet.

Catalog notes

1. Class F insulated motor with 1.15 service factor or higher that operates within Class “B” temperature limits at rated horsepower.
2. 1.00 service factor.
3. Capacitor start, induction run.
5. Belted duty only, roller bearing.
6. F-2 mounting
7. Copper bar rotor
8. Class “H” Insulated.
9. Metric frame dimensions
10. Non-stock, built on demand.
11. F-3 mounting
12. 1.25 service factor
13. 1.35 service factor
14. 1.00 service factor, Class F rise
15. Small Motor Rule compliant. Average efficiency.
16. Motor can no longer be produced as of June 1, 2016. The Integral Horsepower Rule allows for existing inventory of this motor built prior to June 1, 2016 to be sold until inventory is depleted.
17. Capable of 100% thrust in either direction.
18. Motors are rated for Division 2, Class I, Groups C&D only
19. 60/50 Hertz motor. 60 Hertz data shown, contact your local sales office for 50 Hertz data.
20. Class F insulation.
21. Stage 3 EU MEPS.
22. Non-encapsulated winding.
24. Part winding start or DOL.
25. Wye start, delta run or DOL.
27. Motors have ball bearing suitable for coupled loads. If load is belted, a roller bearing may be required, contact your local sales office.
29. V-dimension is 2.5”.
30. Usable at 208 volts.
31. Design D
33. Voltage @ 60 Hz.
35. Design A, exceeds Design B inrush limits.
36. Can mount as NEMA 56, 143T & 145T frames with NEMA 56 frame shaft dimensions.
37. Can mount as NEMA 56, 143T & 145T frames with NEMA 143T-145T frame shaft dimensions.
38. Motor not suitable for inverter use.
40. Brake motors may be mounted for vertical mounting with brake below motor.
41. Brake motors may be mounted for vertical mounting with brake above or below motor.
42. Brake motors must be modified for vertical mounting. Springs included with brake.
45. Horizontal mount, no C-Face. May be converted to C-Face in Mod Express® or built as custom motors.
46. Includes 1024 ppr encoder.
47. BA dimension does not meet NEMA standards.
48. Includes phase insulation. Suitable for use on inverter.
50. Voltage @ 50 Hz, usable on 460 Volt 60 Hz.
51. Full Load Amps @ 400 Volt nominal - 50 Hz.
52. IP55 enclosure.
53. Tungsten carbide outer seal
56. Legacy Reliance® E-Line motor design. Has F1 side mounted conduit box. Single frame mounting holes in 447 & 449 frame sizes.
57. Can mount as NEMA 145T frame with 145T frame shaft dimensions.
59. Suitable for operation @ 415V, 50 Hz.
60. Totally-enclosed, non-ventilated, continuous duty.
63. Foot also drilled for 447T frame mounting.
64. Motors include 100 ohm platinum winding RTDs and space heaters.
65. Capacitor start, capacitor run (two value capacitor).
66. Resilient mount single phase motors with moderate starting torque for fan applications.
67. NEMA 48 Base Mount, not swivel mount.
68. 3 lead.
69. 6 lead suitable for part winding start on 200 volts.
70. Constant velocity fan: 230/460 volts, three phase.
71. Nominal efficiency is based at the 1800 RPM (High RPM) and low speed efficiency is available just not published.
73. SCR motors with a 3:1 constant torque speed range.
74. V-dimension is 3”.
77. Inverter duty.
78. Furnished without conduit box. (Order kit BK2400)
80. Motor has thermostat and provisions for adding flange mounted tach.
81. 230/460V 3Φ motor, 200/400V 3Φ motor or 115/230V 1Φ motor connected for voltage shown. Can be reconnected for other voltage.
82. Single voltage motor. Cannot reconnect.
83. May be operated on 50Hz rectified power supply with full nameplate rating. AC supply voltage must be same as 60Hz supply; i.e., either 230 or 460 volts. Motor nameplate is stamped D-50/60. Motor mounted blower may be added to DPG enclosure.
84. May be operated on 50Hz rectified power supply with full nameplate rating only when motor is force ventilated with motor mounted blower. AC supply voltage must be same as 60Hz supply.
85. Cannot be operated at full nameplate rating on 50Hz rectified power supply.
87. Motor has thermostat and provisions for adding adapter mounted tach.
88. Sleeve bearings - coupled loads only.
89. Cooling fan on each end.
90. Foot mounted and 180TC face.
91. Foot mounted and 210TC face.
92. Foot mounted and 250TC face.
93. Foot mounted only.
94. Foot mounted only. These stock models include VPI insulation on L440 only, insulated ODE bearing, shaft ground brush, and stator RTD's.
95. Foot mounted only. Includes filter, VPI, insulated ODE bearing and two sets of thermostats.
96. UL Recognized thermal protection.
97. One size smaller flange and shaft.
99. G-Series motor design. Has F3 Lead outlet in frame and an arm mounted conduit box for F1 & F2 Lead Location. Dual Frame mounting holes in 445/447 and 447/449 frames.
100. Motor will be discontinued once inventory is depleted
101. Blower on drive end.
102. Force vent with blower and filter. Full nameplate rating on 50 Hz rectified power, AC supply voltage must be same as 60 Hz supply.
103. Force vent with blower, full nameplate rating on 50 Hz rectified power. AC supply voltage must be same as 60 Hz supply, thermostats and tach provisions.
104. Force vent with blower, cannot run full nameplate on 50 Hz rectified power, thermostats and tach provisions.
105. Force vent with blower on drive end filter, thermostats and tach provisions.
106. Suitable for sinewave operation.
107. Uses HS25 encoder, 1024 PPR

Large AC quick reference chart

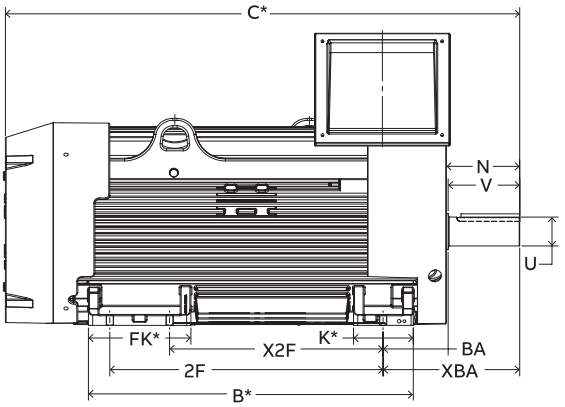

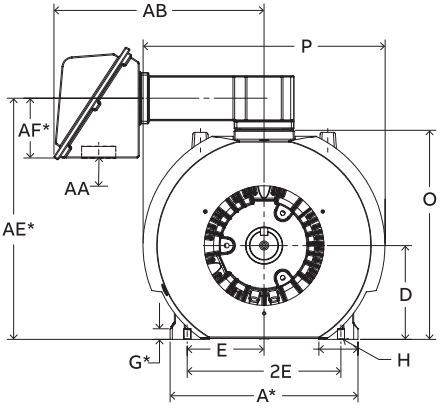

Drawings represent standard large AC TEFC motors.

*Dimensions are for reference only.

*Contact your local sales office for "C" dimensions.
Dimensions - N, O, P and AB are specific to legacy Baldor-Reliance® motors.

Frame	D	E	Dual foot mount holes		H	N	O	P	U	V	AA	AB	BA	XBA
			2F	X2F										
L449TS	11	9	32	25	13/16	4.84	24.49	28.32	2 3/8	4 3/4	4.60	26.86	7 1/2	–
L449T						8.56			3 3/8	8 3/8				
5008S						6.44			2 3/8	6				15 1/2
5008L	12 1/2	10	25	22	15/16	10.44	27.25	32.46	4 1/8	10	–	30.28	–	19 1/2
5008L						10.44			4 1/2	10				19 1/2
5010S						6.44			2 3/8	6				15 1/2
5010L	12 1/2	10	32	28	15/16	10.44	27.25	32.46	4 1/8	10	–	30.28	–	19 1/2
5010L						10.44			4 1/2	10				19 1/2
5012L	12 1/2	10	40	36	15/16	10.44	27.25	32.46	4 1/8	10	–	30.28	–	19 1/2
5012L						10.44			4 1/2	10				19 1/2
5810S						7.84			2 3/8	6 1/2				17
5810L	14 1/2	11 1/2	36	32	1 7/8	14.53	32.31	36.86	4 1/8	13	–	32.05	–	23 11/16
5810L						14.53			4 1/2	13				23 11/16

The above chart provides typical legacy Baldor-Reliance motor dimensions.
For more exact dimensional data, please check the specific drawing for each catalog number.
AA dimension shown in chart are legacy Baldor-Reliance typical values.
Customer to drill hole in terminal box for frames larger than 449.
Dimensions are in inches.
If mounting clearance details are required, consult factory.

ABB Motors and Mechanical Inc., P.O. Box 2400, Fort Smith, AR 72902-2400, U.S.A.

NEMA quick reference chart

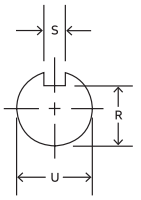

NEMA Shaft (U)	Keyseat Dimensions (R)	Keyseat Dimensions (S)	NEMA Shaft (U)	Keyseat Dimensions (R)	Keyseat Dimensions (S)
3/8	21/64	FLAT	1-7/8	1-19/32	1/2
1/2	29/64	FLAT	2-1/8	1-27/32	1/2
5/8	33/64	3/16	2-3/8	2-1/64	5/8
7/8	49/64	3/16	2-1/2	2-3/16	5/8
1-1/8	63/64	1/4	2-7/8	2-29/64	3/4
1-3/8	1-13/64	5/16	3-3/8	2-7/8	7/8
1-5/8	1-13/32	3/8	3-7/8	3-5/16	1

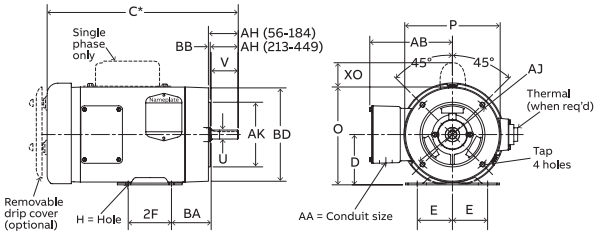

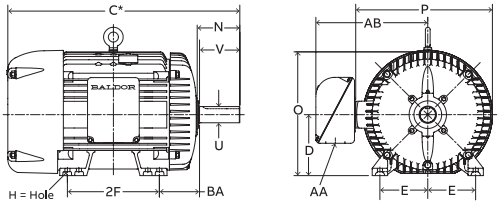

Drawings represent standard TEFC general purpose motors.
*Dimensions are for reference only.

*Contact your local sales office for "C" Dimensions.
Dimensions - N, O, P, AB and XO are specific to Baldor-Reliance®.

NEMA Frame	D	E	2F	H	N	O	P	U	V	AA	AB	AH	AJ	AK	BA	BB	BD	XO	TAP
42	2-5/8	1-3/4	1-11/16	9/32 Slot	1-1/2	5	4-11/16	3/8	1-1/8	3/8	4-1/32	1-5/16	3-3/4	3	2-1/16	1/8	4-5/8	1-9/16	1/4-20
48	3	2-1/8	2-3/4	11/32 Slot	1-7/8	5-7/8	5-11/16	1/2	1-1/2	1/2	4-3/8	1-11/16	3-3/4	3	2-1/2	1/8	5-5/8	2-1/4	1/4-20
56	3-1/2	2-7/16	3	11/32	2-7/16	6-7/8	6-5/8	5/8	1-7/8	1/2	5	2-1/16	5-7/8	4-1/2	2-3/4	1/8	6-1/2	2-1/4	3/8-16
56H			5	Slot	2-1/8														
143T	3-1/2	2-3/4	4	11/32	2-1/2	6-7/8	6-5/8	7/8	2-1/4	3/4	5-1/4	2-1/8	5-7/8	4-1/2	2-1/4	1/8	6-1/2	2-1/4	3/8-16
145T			5																
182	4-1/2	3-3/4	4-1/2	13/32	2-11/16	8-11/16	7-7/8	7/8	2-1/4	3/4	5-7/8	2-1/8	5-7/8	4-1/2	2-3/4	1/8	6-1/2	2-3/8	3/8-16
184			5-1/2		2-11/16			7/8	2-1/4			2-1/8	5-7/8	4-1/2		1/8	6-1/2		3/8-16
182T			4-1/2		3-9/16			1-1/8	2-3/4			2-5/8	7-1/4	8-1/2		1/4	9		1/2-13
184T			5-1/2		3-9/16			1-1/8	2-3/4			2-5/8	7-1/4	8-1/2		1/4	9		1/2-13
213	5-1/4	4-1/4	5-1/2	13/32	3-1/2	10-1/4	9-9/16	1-1/8	3	1	7-3/8	2-3/4	7-1/4	8-1/2	3-1/2	1/4	9	2-3/4	1/2-13
215			7		3-1/2			1-1/8	3			2-3/4							
213T			5-1/2		3-7/8			1-3/8	3-3/8			3-1/8							
215T			7		3-7/8			1-3/8	3-3/8			3-1/8							
254U	6-1/4	5	8-1/4	17/32	4-1/16	12-7/8	12-15/16	1-3/8	3-3/4	1	9-5/8	3-1/2	7-1/4	8-1/2	4-1/4	1/4	10	—	1/2-13
256U			10		4-1/16			1-3/8	3-3/4			3-1/2							
254T			8-1/4		4-5/16			1-5/8	4			3-3/4							
256T			10		4-5/16			1-5/8	4			3-3/4							
284U	7	5-1/2	9-1/2	17/32	5-1/8	14-5/8	14-5/8	1-5/8	4-7/8	1-1/2	13-1/8	4-5/8	9	10-1/2	4-3/4	1/4	11-1/4	—	1/2-13
286U			11		5-1/8			1-5/8	4-7/8			4-5/8							
284T			9-1/2		4-7/8			1-7/8	4-5/8			4-3/8							
286T			11		4-7/8			1-7/8	4-5/8			4-3/8							
284TS			9-1/2		3-3/8			1-5/8	3-1/4			3							
286TS			11		3-3/8			1-5/8	3-1/4			3							
324U	8	6-1/4	10-1/2	21/32	5-7/8	16-1/2	16-1/2	1-7/8	5-5/8	2	14-1/8	5-3/8	11	12-1/2	5-1/4	1/4	13-3/8	—	5/8-11
326U			12		5-7/8			1-7/8	5-5/8			5-3/8							
324T			10-1/2		5-1/2			2-1/8	5-1/4			5							
326T			12		5-1/2			2-1/8	5-1/4			5							
324TS			10-1/2		3-15/16			1-7/8	3-3/4			3-1/2							
326TS			12		3-15/16			1-7/8	3-3/4			3-1/2							
364U	9	7	11-1/4	21/32	6-3/4	18-1/2	19-1/2	2-1/8	6-3/8	3	18	6-1/8	11	12-1/2	5-7/8	1/4	13-3/8	—	5/8-11
365U			12-1/4		6-3/4			2-1/8	6-3/8		18	6-1/8							
364T			11-1/4		6-1/4			2-3/8	5-7/8		18-1/16	5-5/8							
365T			12-1/4		6-1/4			2-3/8	5-7/8		18-1/16	5-5/8							
364TS			11-1/4		4			1-7/8	3-3/4		18-1/16	3-1/2							
365TS			12-1/4		4			1-7/8	3-3/4		18-1/16	3-1/2							
404U	10	8	12-1/4	13/16	7-3/16	21-5/16	22-1/2	2-3/8	7-1/8	3	19-1/4	6-7/8	11	12-1/2	6-5/8	1/4	13-7/8	—	5/8-11
405U			13-3/4		7-3/16			2-3/8	7-1/8		19-1/4	6-7/8							
404T			12-1/4		7-5/16			2-7/8	7-1/4		19-5/16	7							
405T			13-3/4		7-5/16			2-7/8	7-1/4		19-5/16	7							
404TS			12-1/4		4-1/2			2-1/8	4-1/4		19-5/16	4							
405TS			13-3/4		4-1/2			2-1/8	4-1/4		19-5/16	4							
444U	11	9	14-1/2	13/16	8-5/8	24.24	27.57	2-7/8	8-5/8	3	22.68	8-3/8	14	16	7-1/2	1/4	16-3/4	—	5/8-11
445U			16-1/2		8-5/8	24.24	27.57	2-7/8	8-5/8	3	22.68	8-3/8							
444T			14-1/2		8-9/16	24.24	27.57	3-3/8	8-3/8	4	22.68	8-1/4							
445T			16-1/2		8-9/16	24.24	27.57	3-3/8	8-3/8	4	22.68	8-1/4							
447T			20		8-9/16	24.24	27.57	3-3/8	8-3/8	4	23.86	8-1/4							
449T			25		8-9/16	24.24	27.57	3-3/8	8-1/2	4	23.86	8-1/4							
444TS			14-1/2		4-13/16	24.24	27.57	2-3/8	4-5/8	4	22.68	4-1/2							
445TS			16-1/2		4-13/16	24.24	27.57	2-3/8	4-5/8	4	22.68	4-1/2							
447TS			20		4-13/16	24.24	27.57	2-3/8	4-5/8	4	23.86	4-1/2							
449TS			25		4-13/16	24.24	27.57	2-3/8	4-3/4	4	23.86	4-1/2							

U Frame TS Frame

The above chart provides typical legacy Baldor-Reliance motor dimensions. For more exact dimensional data, please check the specific drawing for each catalog number. NEMA states only a minimum value for AA dimension. AA dimensions shown in chart are legacy Baldor-Reliance typical values meeting or exceeding NEMA. Please check motor drawing for actual dimensions.

Frame L449T is not included in this chart. Please refer to the Large AC motor chart, or to the specific motor drawings for L449T dimensions.

NEMA C-Face	BA Dimensions
143-5TC	2-3/4
182-4TC	3-1/2
213-5TC	4-1/4
254-6TC	4-3/4

Frame	D	E	F	NEMA frames prior to 1953 N	U	V	BA
66	4-1/8	2-15/16	2-1/2	2-1/4	3/4	2-1/4	3-1/8
203	5	4	2-3/4	2-7/16	3/4	2	3-1/8
204			3-1/4				
224	5-1/2	4-1/2	3-3/8	3-1/4	1	3	3-1/2
225			3-3/4				
254	6-1/4	5	4-1/8	3-7/16	1-1/8	3-3/8	4-1/4
284	7	5-1/2	4-3/4	4-1/4	1-1/4	3-3/4	4-3/4
324	8	6-1/4	5-1/4	5-3/8	1-5/8	4-7/8	5-1/4
326			6				
364	9	7	5-5/8	5-5/8	1-7/8	5-3/8	5-7/8
365			6-1/8				
404	10	8	6-1/8	6-3/8	2-1/8	6-1/8	6-5/8
405			6-7/8				
444	11	9	7-1/4	7-1/8	2-3/8	6-7/8	7-1/2
445			8-1/4				
504	12-1/2	10	8	8-5/8	2-7/8	8-3/8	8-1/2
505			9				

ABB Motors and Mechanical Inc., P.O. Box 2400, Fort Smith, AR 72902-2400, U.S.A.

—
ABB Motors and Mechanical Inc.
5711 RS Boreham Jr. Steet
Fort Smith, AR 72901
Ph: 1.479.646.4711

baldor.abb.com

© Copyright 2020 ABB. All rights reserved.
Specifications subject to change without notice.